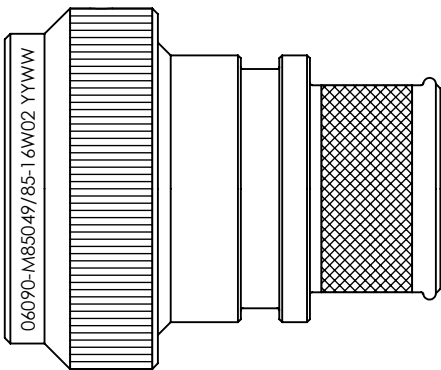


REVISIONS



SELF-LOCKING
SHIELD BAND TERMINATION
SHRINK BOOT ACCOMMODATION ADAPTOR

- 1. THIS PRODUCT IS DESIGNED TO TERMINATE A BRAIDED CABLE SHIELD AND A HEAT SHRINKABLE LIPPED BOOT TO A CONNECTOR, AND DESIGNED TO MEET REQUIREMENTS OF AS85049/85.
- 2. ALL COMPONENTS SHALL BE PACKAGED AND SUPPLIED IN A PLASTIC BAG AND LABELED WITH M85049/85 DESIGNATION. e.g. M85049/85-16W02.
- 3. THIS ADAPTOR MATES TO CONNECTOR MIL-DTL-38999 SERIES I & II.
- 4. PART SUPPLIED WITH STANDARD DETENTED SELF-LOCKING WHICH PROVIDES A POSITIVE AUDIBLE DETENTED COUPLING.
- 5. CATEGORY 3B - MEDIUM DUTY - NON-ENVIRONMENTAL
- 6. FOR MATERIALS AND PLATING FINISHES INFORMATION REFER TO R85049.
FOR ALTERNATIVE MATERIALS AND PLATING FINISHES CONTACT TE CONNECTIVITY.

RELEASED FOR PUBLICATION

ALL RIGHTS RESERVED.


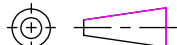
THIS DRAWING IS UNPUBLISHED.

BY



20

©

DIMENSIONS: INCHES	DWN: N.HAWKINS	05/06/2019	MATERIAL: SEE P/N BREAKDOWN		FINISH: SEE P/N BREAKDOWN					
	CHK: R.STYLES	14/06/2019	<div> TE Connectivity</div>							
TOLERANCES UNLESS OTHERWISE SPECIFIED: GENERAL TOL LINEAR $\pm 0.01"$ ANGULAR $\pm 1^\circ$	APVD: M.PAUL	27/06/2019	PART NUMBER: R85049/85 SERIES							
	PRODUCT SPEC:		NAME: Connector Accessories, Electrical, Backshell, Straight, Self-Locking, Shield Band Termination (RFI/EMI), Shrink Boot Accommodation, Category 3B							
	-									
	APPLICATION SPEC:		SIZE		CAGE CODE	DRAWING NO	RESTRICTED TO			
	WEIGHT:		A4	06090	C=P29494					
	CUSTOMER DRAWING				SCALE	1.5:1	SHEET	1 OF 2	REV	BA

REVISIONS

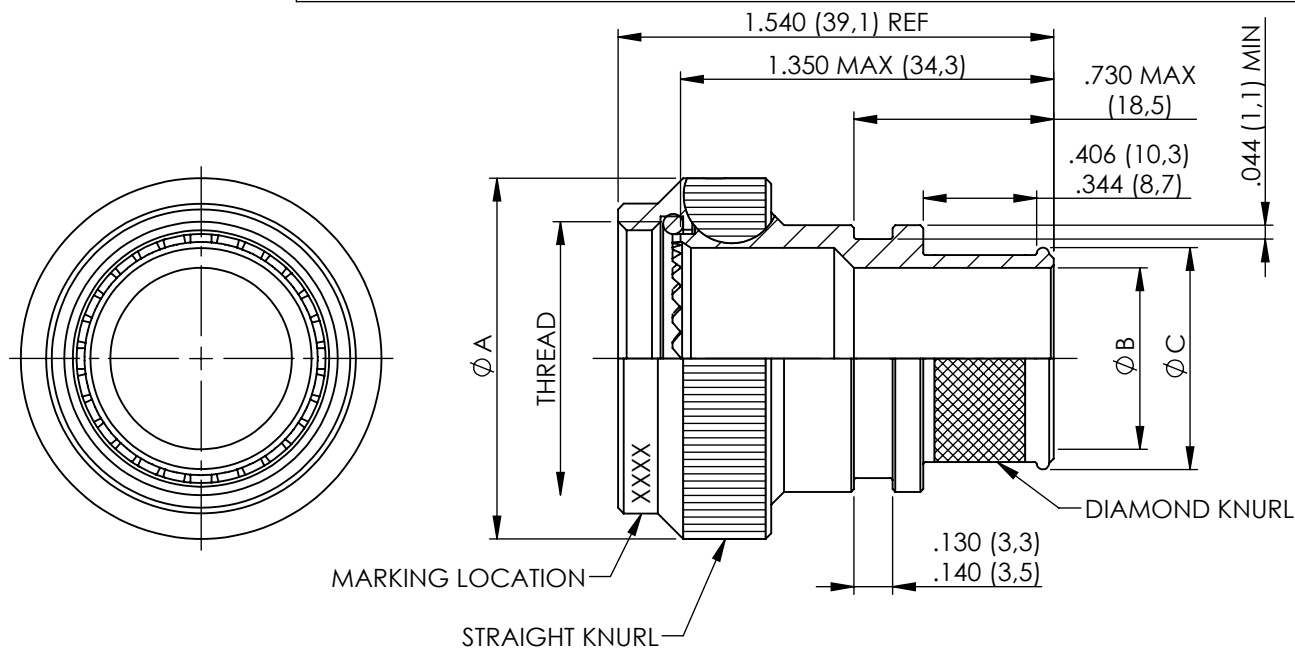


TABLE 1

ACCESSORY SHELL SIZE	CONNECTOR SHELL SIZE		THREAD	A MAX DIA	B DIA $\pm .010$ ENTRY SIZE		C DIA REF	
	SERIES I	SERIES II			01	02	01	02
08	09	8	7/16-28 UNEF	.859 (21,82)	N/A	.250 (6,35)	N/A	.395 (10,03)
10	11	10	9/16-24 UNEF	.986 (25,04)	N/A	.312 (7,92)	N/A	.457 (11,61)
12	13	12	11/16-24 UNEF	1.156 (29,36)	.312 (7,92)	.438 (11,13)	.457 (11,61)	.583 (14,81)
14	15	14	13/16-20 UNEF	1.281 (32,54)	.438 (11,13)	.562 (14,27)	.583 (14,81)	.707 (17,96)
16	17	16	15/16-20 UNEF	1.406 (35,71)	.500 (12,70)	.625 (15,88)	.645 (16,38)	.770 (19,56)
18	19	18	1 1/16-18 UNEF	1.516 (38,51)	.625 (15,88)	.750 (19,05)	.770 (19,56)	.895 (22,73)
20	21	20	1 3/16-18 UNEF	1.641 (41,68)	.625 (15,88)	.812 (20,62)	.770 (19,56)	.957 (24,31)
22	23	22	1 5/16-18 UNEF	1.766 (44,86)	.688 (17,48)	.938 (23,83)	.829 (21,06)	1.083 (27,51)
24	25	24	1 7/16-18 UNEF	1.891 (48,03)	.750 (19,05)	1.000 (25,40)	.895 (22,73)	1.145 (29,08)

METRIC EQUIVALENTS ARE IN PARENTHESIS AND ARE GIVEN FOR GENERAL INFORMATION ONLY

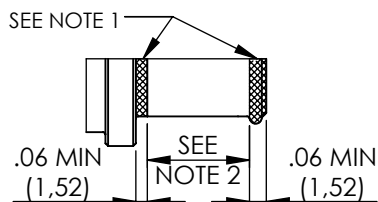
TABLE 2

CODE	FINISH
N	ELECTROLESS NICKEL (96HRS SALT SPRAY RESISTANCE)
W	CADMIUM OLIVE DRAB OVER ELECTROLESS NICKEL (1000HRS SALT SPRAY RESISTANCE)
Z	ZINC NICKEL BLACK PASSIVATE OVER ELECTROLESS NICKEL (1000HRS SALT SPRAY RESISTANCE)
P	CADMIUM OLIVE DRAB OVER ELECTROLESS NICKEL (SELECTIVE PLATING)

NOTES FOR SELECTIVE PLATING: -

1. CADMIUM/NICKEL INTERFACE SHALL BE COATED WITH POLYSULFIDE SEALANT.
2. AREA FREE OF CADMIUM.

SELECTIVE PLATING



BASIC PART NUMBER
 SPECIFICATION SHEET
 CONFIGURATION
 - (DASH) FOR SELF-LOCKING
 CONNECTOR SHELL SIZE (TABLE 1)
 FINISH (TABLE 2)
 ENTRY SIZE (TABLE 1)

R85049/85-16W02

DIMENSIONS:
INCHES

DWN: N.HAWKINS

05/06/2019

MATERIAL: SEE P/N BREAKDOWN

FINISH: SEE P/N BREAKDOWN

TOLERANCES UNLESS
OTHERWISE SPECIFIED:

CHK: R.STYLES

14/06/2019



TE Connectivity

APVD: M.PAUL

27/06/2019

PART NUMBER:

R85049/85 SERIES

GENERAL TOL
LINEAR $\pm .01$ "
ANGULAR $\pm 1^\circ$

PRODUCT SPEC:

-

NAME:

Connector Accessories, Electrical, Backshell,
Straight, Self-Locking, Shield Band Termination
(RFI/EMI), Shrink Boot Accommodation, Category 3B

APPLICATION SPEC:

-

SIZE

CAGE CODE

DRAWING NO

RESTRICTED TO

WEIGHT:

A4

06090

C-P29494

CUSTOMER DRAWING

SCALE

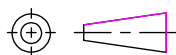
1.5:1

SHEET

2 OF 2

REV

BA



Mouser Electronics

Authorized Distributor

Click to View Pricing, Inventory, Delivery & Lifecycle Information:

[TE Connectivity:](#)

[R85049/85-20W01](#)