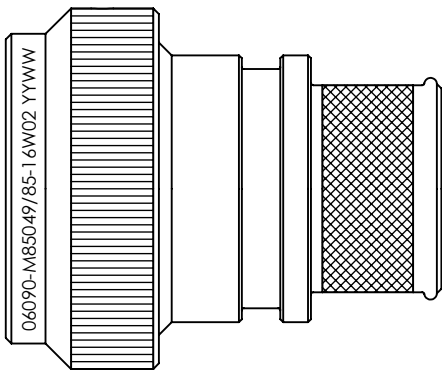


REVISIONS



SELF-LOCKING  
SHIELD BAND TERMINATION  
SHRINK BOOT ACCOMMODATION ADAPTOR

- 1. THIS PRODUCT IS DESIGNED TO TERMINATE A BRAIDED CABLE SHIELD AND A HEAT SHRINKABLE LIPPED BOOT TO A CONNECTOR, AND DESIGNED TO MEET REQUIREMENTS OF AS85049/85.
- 2. ALL COMPONENTS SHALL BE PACKAGED AND SUPPLIED IN A PLASTIC BAG AND LABELED WITH M85049/85 DESIGNATION. e.g. M85049/85-16W02.
- 3. THIS ADAPTOR MATES TO CONNECTOR MIL-DTL-38999 SERIES I & II.
- 4. PART SUPPLIED WITH STANDARD DETENTED SELF-LOCKING WHICH PROVIDES A POSITIVE AUDIBLE DETENTED COUPLING.
- 5. CATEGORY 3B - MEDIUM DUTY - NON-ENVIRONMENTAL
- 6. FOR MATERIALS AND PLATING FINISHES INFORMATION REFER TO R85049.  
FOR ALTERNATIVE MATERIALS AND PLATING FINISHES CONTACT TE CONNECTIVITY.

RELEASED FOR PUBLICATION


ALL RIGHTS RESERVED.

THIS DRAWING IS UNPUBLISHED.

BY



20

DIMENSIONS: INCHES	DWN: N.HAWKINS	05/06/2019	MATERIAL: SEE P/N BREAKDOWN		FINISH: SEE P/N BREAKDOWN	
	CHK: R.STYLES	14/06/2019	<div>TE Connectivity</div>			
TOLERANCES UNLESS OTHERWISE SPECIFIED:  GENERAL TOL LINEAR $\pm 0.01"$ ANGULAR $\pm 1^\circ$	APVD: M.PAUL	27/06/2019	PART NUMBER: R85049/85 SERIES			
	PRODUCT SPEC:	-	NAME: Connector Accessories, Electrical, Backshell, Straight, Self-Locking, Shield Band Termination (RFI/EMI), Shrink Boot Accommodation, Category 3B			
	APPLICATION SPEC:	-				
	WEIGHT:	-	SIZE	CAGE CODE	DRAWING NO	RESTRICTED TO
<div></div>	CUSTOMER DRAWING		A4	06090	C-P29494	
			SCALE	1.5:1	SHEET	1 OF 2
				REV	BA	

## REVISIONS

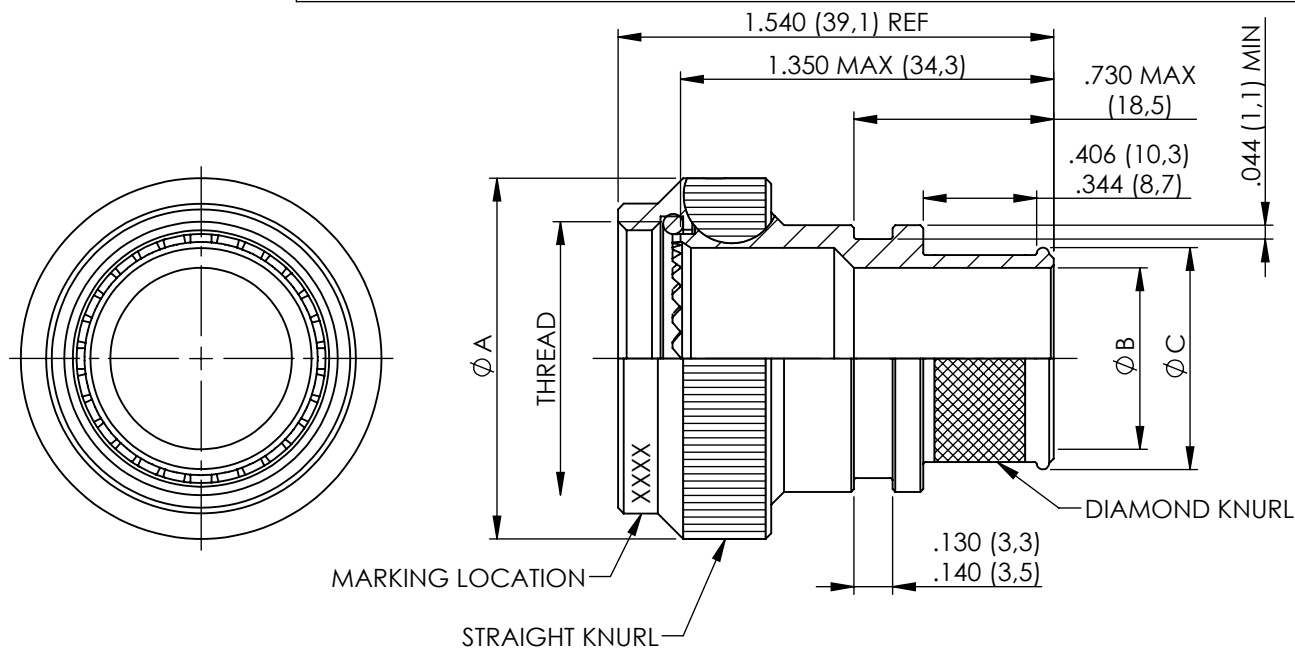


TABLE 1

ACCESSORY SHELL SIZE	CONNECTOR SHELL SIZE		THREAD	A MAX DIA	B DIA $\pm .010$ ENTRY SIZE		C DIA REF	
	SERIES I	SERIES II			01	02	01	02
08	09	8	7/16-28 UNEF	.859 (21,82)	N/A	.250 (6,35)	N/A	.395 (10,03)
10	11	10	9/16-24 UNEF	.986 (25,04)	N/A	.312 (7,92)	N/A	.457 (11,61)
12	13	12	11/16-24 UNEF	1.156 (29,36)	.312 (7,92)	.438 (11,13)	.457 (11,61)	.583 (14,81)
14	15	14	13/16-20 UNEF	1.281 (32,54)	.438 (11,13)	.562 (14,27)	.583 (14,81)	.707 (17,96)
16	17	16	15/16-20 UNEF	1.406 (35,71)	.500 (12,70)	.625 (15,88)	.645 (16,38)	.770 (19,56)
18	19	18	1 1/16-18 UNEF	1.516 (38,51)	.625 (15,88)	.750 (19,05)	.770 (19,56)	.895 (22,73)
20	21	20	1 3/16-18 UNEF	1.641 (41,68)	.625 (15,88)	.812 (20,62)	.770 (19,56)	.957 (24,31)
22	23	22	1 5/16-18 UNEF	1.766 (44,86)	.688 (17,48)	.938 (23,83)	.829 (21,06)	1.083 (27,51)
24	25	24	1 7/16-18 UNEF	1.891 (48,03)	.750 (19,05)	1.000 (25,40)	.895 (22,73)	1.145 (29,08)

METRIC EQUIVALENTS ARE IN PARENTHESIS AND ARE GIVEN FOR GENERAL INFORMATION ONLY

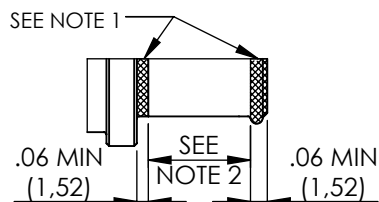
TABLE 2

CODE	FINISH
N	ELECTROLESS NICKEL (96HRS SALT SPRAY RESISTANCE)
W	CADMIUM OLIVE DRAB OVER ELECTROLESS NICKEL (1000HRS SALT SPRAY RESISTANCE)
Z	ZINC NICKEL BLACK PASSIVATE OVER ELECTROLESS NICKEL (1000HRS SALT SPRAY RESISTANCE)
P	CADMIUM OLIVE DRAB OVER ELECTROLESS NICKEL (SELECTIVE PLATING)

## NOTES FOR SELECTIVE PLATING: -

1. CADMIUM/NICKEL INTERFACE SHALL BE COATED WITH POLYSULFIDE SEALANT.
2. AREA FREE OF CADMIUM.

## SELECTIVE PLATING



BASIC PART NUMBER  
 SPECIFICATION SHEET  
 CONFIGURATION  
 - (DASH) FOR SELF-LOCKING  
 CONNECTOR SHELL SIZE (TABLE 1)  
 FINISH (TABLE 2)  
 ENTRY SIZE (TABLE 1)

R85049/85-16W02

DIMENSIONS:

INCHES

DWN: N.HAWKINS

05/06/2019

MATERIAL: SEE P/N BREAKDOWN

FINISH: SEE P/N BREAKDOWN

TOLERANCES UNLESS OTHERWISE SPECIFIED:

CHK: R.STYLES

14/06/2019



TE Connectivity

APVD: M.PAUL

27/06/2019

PART NUMBER:

R85049/85 SERIES

GENERAL TOL  
 LINEAR  $\pm .01$ "  
 ANGULAR  $\pm 1^\circ$ 

PRODUCT SPEC:

-

NAME:

Connector Accessories, Electrical, Backshell, Straight, Self-Locking, Shield Band Termination (RFI/EMI), Shrink Boot Accommodation, Category 3B

APPLICATION SPEC:

-

SIZE

CAGE CODE

DRAWING NO

RESTRICTED TO

WEIGHT:

A4

06090

C-P29494

CUSTOMER DRAWING

SCALE

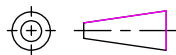
1.5:1

SHEET

2 OF 2

REV

BA



THIS DRAWING IS UNPUBLISHED.

ALL RIGHTS RESERVED.

COPYRIGHT 20 BY

# Mouser Electronics

Authorized Distributor

Click to View Pricing, Inventory, Delivery & Lifecycle Information:

[TE Connectivity:](#)

[R85049/85-20W02](#)