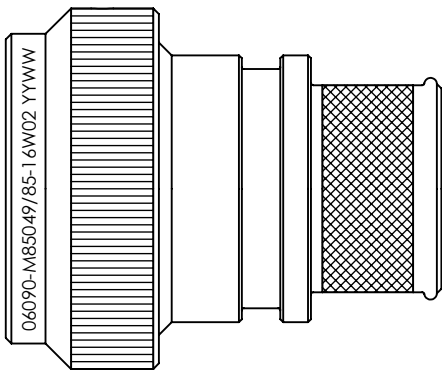


REVISIONS



SELF-LOCKING
SHIELD BAND TERMINATION
SHRINK BOOT ACCOMMODATION ADAPTOR

1. THIS PRODUCT IS DESIGNED TO TERMINATE A BRAIDED CABLE SHIELD AND A HEAT SHRINKABLE LIPPED BOOT TO A CONNECTOR, AND DESIGNED TO MEET REQUIREMENTS OF AS85049/85.
2. ALL COMPONENTS SHALL BE PACKAGED AND SUPPLIED IN A PLASTIC BAG AND LABELED WITH M85049/85 DESIGNATION. e.g. M85049/85-16W02.
3. THIS ADAPTOR MATES TO CONNECTOR MIL-DTL-38999 SERIES I & II.
4. PART SUPPLIED WITH STANDARD DETENTED SELF-LOCKING WHICH PROVIDES A POSITIVE AUDIBLE DETENTED COUPLING.
5. CATEGORY 3B - MEDIUM DUTY - NON-ENVIRONMENTAL
6. FOR MATERIALS AND PLATING FINISHES INFORMATION REFER TO R85049.
FOR ALTERNATIVE MATERIALS AND PLATING FINISHES CONTACT TE CONNECTIVITY.

RELEASED FOR PUBLICATION


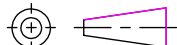
ALL RIGHTS RESERVED.

THIS DRAWING IS UNPUBLISHED.

BY



20

| | | | | | | |
|---|------------------------|--|---|------------------------|---------------------------|-----------|
| DIMENSIONS: INCHES | DWN: N.HAWKINS | 05/06/2019 | MATERIAL: SEE P/N BREAKDOWN | | FINISH: SEE P/N BREAKDOWN | |
| | CHK: R.STYLES | 14/06/2019 | <div> TE Connectivity</div> | | | |
| TOLERANCES UNLESS OTHERWISE SPECIFIED: GENERAL TOL LINEAR $\pm 0.01"$ ANGULAR $\pm 1^\circ$ | APVD: M.PAUL | 27/06/2019 | | | | |
| | PRODUCT SPEC: - | NAME: Connector Accessories, Electrical, Backshell, Straight, Self-Locking, Shield Band Termination (RFI/EMI), Shrink Boot Accommodation, Category 3B | | | | |
| | APPLICATION SPEC: - | | | | | |
| | WEIGHT: | SIZE A4 | CAGE CODE 06090 | DRAWING NO C-P29494 | RESTRICTED TO | |
|  | CUSTOMER DRAWING | | | SCALE 1.5:1 | SHEET 1 OF 2 | REV BA |

REVISIONS

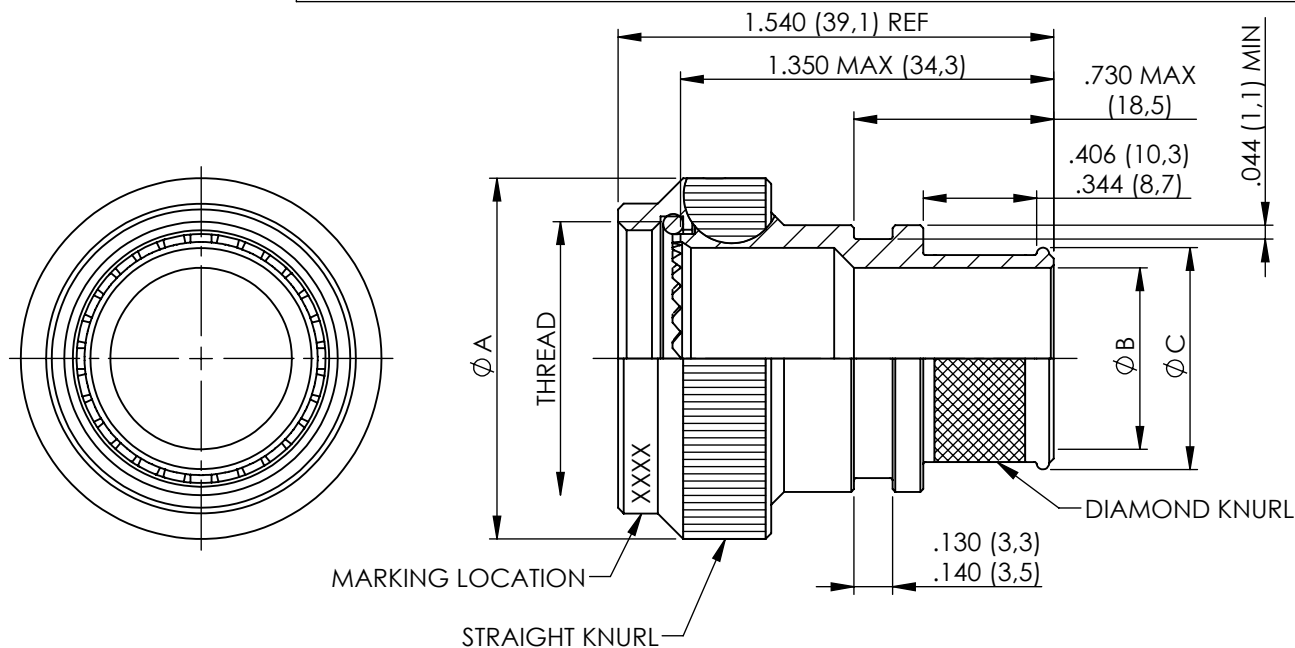


TABLE 1

| ACCESSORY SHELL SIZE | CONNECTOR SHELL SIZE | | THREAD | A MAX DIA | B DIA $\pm .010$ ENTRY SIZE | | C DIA REF | |
|----------------------|----------------------|-----------|----------------|---------------|-----------------------------|---------------|--------------|---------------|
| | SERIES I | SERIES II | | | 01 | 02 | 01 | 02 |
| 08 | 09 | 8 | 7/16-28 UNEF | .859 (21,82) | N/A | .250 (6,35) | N/A | .395 (10,03) |
| 10 | 11 | 10 | 9/16-24 UNEF | .986 (25,04) | N/A | .312 (7,92) | N/A | .457 (11,61) |
| 12 | 13 | 12 | 11/16-24 UNEF | 1.156 (29,36) | .312 (7,92) | .438 (11,13) | .457 (11,61) | .583 (14,81) |
| 14 | 15 | 14 | 13/16-20 UNEF | 1.281 (32,54) | .438 (11,13) | .562 (14,27) | .583 (14,81) | .707 (17,96) |
| 16 | 17 | 16 | 15/16-20 UNEF | 1.406 (35,71) | .500 (12,70) | .625 (15,88) | .645 (16,38) | .770 (19,56) |
| 18 | 19 | 18 | 1 1/16-18 UNEF | 1.516 (38,51) | .625 (15,88) | .750 (19,05) | .770 (19,56) | .895 (22,73) |
| 20 | 21 | 20 | 1 3/16-18 UNEF | 1.641 (41,68) | .625 (15,88) | .812 (20,62) | .770 (19,56) | .957 (24,31) |
| 22 | 23 | 22 | 1 5/16-18 UNEF | 1.766 (44,86) | .688 (17,48) | .938 (23,83) | .829 (21,06) | 1.083 (27,51) |
| 24 | 25 | 24 | 1 7/16-18 UNEF | 1.891 (48,03) | .750 (19,05) | 1.000 (25,40) | .895 (22,73) | 1.145 (29,08) |

METRIC EQUIVALENTS ARE IN PARENTHESIS AND ARE GIVEN FOR GENERAL INFORMATION ONLY

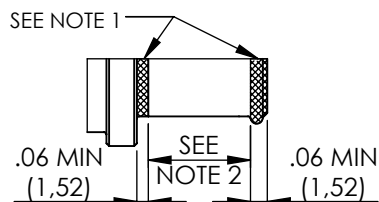
TABLE 2

| CODE | FINISH |
|------|---|
| N | ELECTROLESS NICKEL (96HRS SALT SPRAY RESISTANCE) |
| W | CADMIUM OLIVE DRAB OVER ELECTROLESS NICKEL (1000HRS SALT SPRAY RESISTANCE) |
| Z | ZINC NICKEL BLACK PASSIVATE OVER ELECTROLESS NICKEL (1000HRS SALT SPRAY RESISTANCE) |
| P | CADMIUM OLIVE DRAB OVER ELECTROLESS NICKEL (SELECTIVE PLATING) |

NOTES FOR SELECTIVE PLATING: -

1. CADMIUM/NICKEL INTERFACE SHALL BE COATED WITH POLYSULFIDE SEALANT.
2. AREA FREE OF CADMIUM.

SELECTIVE PLATING



BASIC PART NUMBER
 SPECIFICATION SHEET
 CONFIGURATION
 - (DASH) FOR SELF-LOCKING
 CONNECTOR SHELL SIZE (TABLE 1)
 FINISH (TABLE 2)
 ENTRY SIZE (TABLE 1)

R85049/85-16W02

DIMENSIONS:

INCHES

DWN: N.HAWKINS

05/06/2019

MATERIAL: SEE P/N BREAKDOWN

FINISH: SEE P/N BREAKDOWN

CHK: R.STYLES

14/06/2019

APVD: M.PAUL

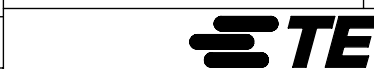
27/06/2019

PRODUCT SPEC:

APPLICATION SPEC:

WEIGHT:

CUSTOMER DRAWING



TE Connectivity

PART NUMBER:

R85049/85 SERIES

NAME:

Connector Accessories, Electrical, Backshell, Straight, Self-Locking, Shield Band Termination (RFI/EMI), Shrink Boot Accommodation, Category 3B

SIZE

A4

CAGE CODE

06090

DRAWING NO

C-P29494

RESTRICTED TO

SCALE

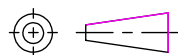
1.5:1

SHEET

2 OF 2

REV

BA



Mouser Electronics

Authorized Distributor

Click to View Pricing, Inventory, Delivery & Lifecycle Information:

[TE Connectivity:](#)

[R85049/85-12W01](#)