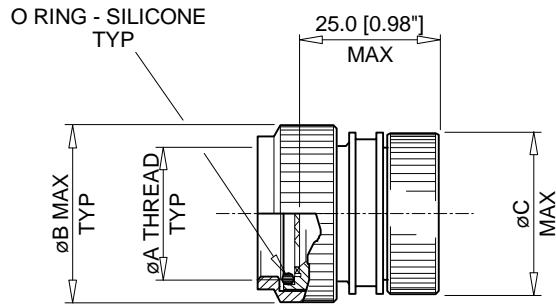


CUSTOMER DRAWING

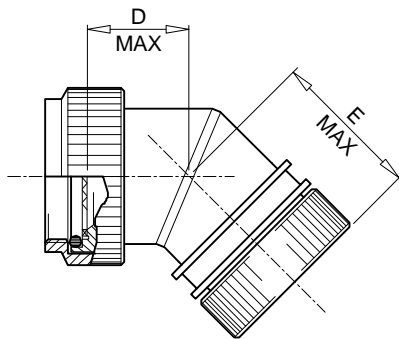
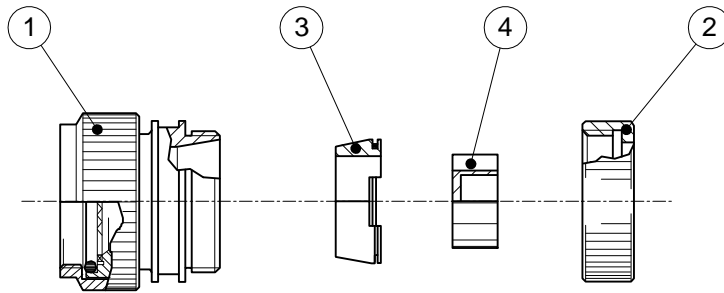
REV:
E

DATE:
Sep 24, 2012



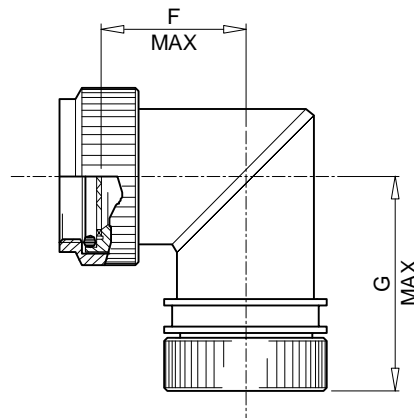
STRAIGHT ADAPTOR

-00



45° ADAPTOR

-45



90° ADAPTOR

-90

© 2012 Tyco Electronics Corporation, a TE Connectivity Ltd. Company. All Rights reserved.

| | | | | | |
|--|-----------------|---|------------------------------|--|------------------------------|
|  | | TE Connectivity 300 Constitution Drive Menlo Park, CA 94025, USA | | TITLE: HEXASHIELD ADAPTOR FOR CODE 40 CONNECTORS, PLAIN CLAMPING NUT | |
| UNLESS OTHERWISE SPECIFIED DIMENSIONS ARE IN MILLIMETERS. INCH DIMENSIONS ARE SHOWN IN BRACKETS | | TE Connectivity reserves the right to amend this drawing at any time. Users should evaluate the suitability of the product for their application. | | DOCUMENT NO. HEX40-AY-YY-YY-AYY-1-Y | |
| DRAWN: CRJ | DATE: MAR 00 | CAGE CODE: 06090 | REVISED PER ECO-12-017034 | FILE: hex40_ay_yy_yy_ayy_1_y.doc | SCALE: NONE SHEET: 1 OF 3 |

If this document is printed it becomes uncontrolled. Check for the latest revision

CUSTOMER DRAWING

REV:
E

DATE:
Sep 24, 2012

KIT DESCRIPTION

| ITEM | DESCRIPTION | MATERIAL |
|------|----------------------|-----------------|
| 1 | BODY ASSEMBLY | ALUMINIUM ALLOY |
| 2 | CLAMPING NUT - PLAIN | ALUMINIUM ALLOY |
| 3 | CONIC RING | ALUMINIUM ALLOY |
| 4 | STAR | ALUMINIUM ALLOY |

TABLE OF DIMENSIONS

| Order Number | Shell Size | | ØA Thread Class 6H | ØB Max | ØC Max | D Max | E Max | F Max | G Max | Ferrule Quantity | |
|--------------|------------|------|--------------------|-----------------|-----------------|-----------------|-----------------|-----------------|-----------------|------------------|------|
| | Mil. | Com. | | | | | | | | Std. | Opt. |
| 09 | A | 09 | M12 x 1 | 0.75" [19.0] | 0.69" [17.5] | 0.57" [14.5] | 1.00" [25.5] | 0.71" [18.0] | 1.14" [29.0] | 1 | - |
| 11 | B | 11 | M15 x 1 | 0.87" [22.0] | 0.85" [21.5] | 0.59" [15.0] | 1.02" [26.0] | 0.77" [19.6] | 1.20" [30.5] | 2 | - |
| 13 | C | 13 | M18 x 1 | 1.00" [25.5] | 0.89" [22.5] | 0.63" [16.0] | 1.04" [26.5] | 0.83" [21.1] | 1.26" [32.0] | 3 | - |
| 15 | D | 15 | M22 x 1 | 1.20" [30.5] | 1.00" [25.5] | 0.65" [16.5] | 1.08" [27.5] | 0.89" [22.6] | 1.32" [33.5] | 5 | - |
| 17 | E | 17 | M25 x 1 | 1.32" [33.5] | 1.12" [28.5] | 0.67" [17.0] | 1.10" [28.0] | 0.95" [24.1] | 1.38" [35.0] | 6 | 7 |
| 19 | F | 19 | M28 x 1 | 1.46" [37.0] | 1.24" [31.5] | 0.69" [17.5] | 1.12" [28.5] | 1.01" [25.7] | 1.44" [36.5] | 7 | - |
| 21 | G | 21 | M31 x 1 | 1.52" [38.5] | 1.38" [35.0] | 0.73" [18.5] | 1.14" [29.0] | 1.08" [27.4] | 1.52" [38.5] | 9 | 11 |
| 23 | H | 23 | M34 x 1 | 1.65" [42.0] | 1.50" [38.0] | 0.75" [19.1] | 1.18" [30.0] | 1.14" [29.0] | 1.57" [40.0] | 10 | 13 |
| 25 | J | 25 | M37 x 1 | 1.83" [46.5] | 1.61" [41.0] | 0.75" [19.1] | 1.22" [31.0] | 1.20" [30.5] | 1.63" [41.5] | 12 | 17 |

PART NUMBERING

HEX40-AB-00-21-A9-1-DS-U

-CONNECTOR CODE NUMBER: _____
 HEX40 = MIL-C-38999 SERIES III AND IV
 -MATERIAL CODE: _____
 A = ALUMINIUM ALLOY
 -PLATING CODE: _____
 B = CADMIUM OLIVE DRAB TO QQ-P416
 C = ELECTROLESS NICKEL TO MIL-C-26074
 -BODY STYLE: _____
 00 = STRAIGHT
 45 = 45°
 90 = 90°
 -ORDER NUMBER _____
 -FERRULE QUANTITY CODE _____
 -1 = PLAIN CLAMPING NUT
 -DS = DRILLED STAR - OPTIONAL - SEE NOTE 2
 -U = FLUOROSILICONE O-RING - OPTIONAL

© 2012 Tyco Electronics Corporation, a TE Connectivity Ltd. Company. All Rights reserved.

| | | | | | |
|--|-----------------|---|------------------------------|--|------------------|
|  | | TE Connectivity 300 Constitution Drive Menlo Park, CA 94025, USA | | TITLE: HEXASHIELD ADAPTOR FOR CODE 40 CONNECTORS, PLAIN CLAMPING NUT | |
| UNLESS OTHERWISE SPECIFIED DIMENSIONS ARE IN MILLIMETERS. INCH DIMENSIONS ARE SHOWN IN BRACKETS | | TE Connectivity reserves the right to amend this drawing at any time. Users should evaluate the suitability of the product for their application. | | DOCUMENT NO. HEX40-AY-YY-YY-AYY-1-Y | |
| DRAWN: CRJ | DATE: MAR 00 | CAGE CODE: 06090 | REVISED PER ECO-12-017034 | FILE: hex40_ay_yy_yy_ayy_1_y.doc | SHEET: 2 OF 3 |

If this document is printed it becomes uncontrolled. Check for the latest revision

CUSTOMER DRAWING

REV:
E

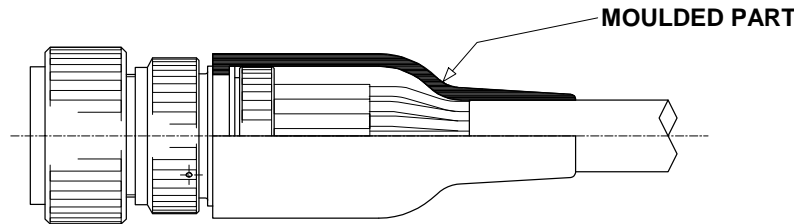
DATE:
Sep 24, 2012

APPLICATION

- These adaptors are designed to be mounted on the following connectors:

MIL-C-38999 Series III and IV

- They are qualified to the Raychem specification RB-114, when installed on metallic Mil-Specification circular connectors only.
- They are designed primarily for open wire bundle installation but are also designed to accept Raychem heat shrink moulded parts where strain relief is required – see illustration.



- Use in conjunction with the ferrules HET-A-0XX, which are purchased separately. Refer to HET-A-0XX S.C.D. for relevant selection details.

INSTALLATION

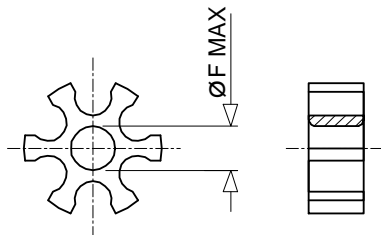
- See Installation Procedure RPIP-696-04.

PACKAGING

- All components are supplied in a plastic bag.

NOTES!

1. Item 4 - Star - is **not** supplied with Hexashield Order Number 09.
2. The DS option, illustrated below, is for a Drilled Star that is available on sizes 15 to 25 only. This option is to allow unshielded wires to pass through the assembly.

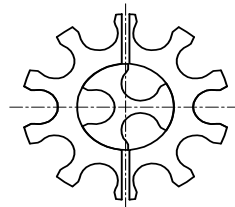


| STAR SIZE | 15 | 17 | 19 | 21 | 23 | 25 |
|-----------|----------------|----------------|----------------|-----------------|-----------------|-----------------|
| ØD MAX | 0.12" [3.0] | 0.24" [6.0] | 0.35" [9.0] | 0.47" [12.0] | 0.59" [15.0] | 0.71" [18.0] |

3. Where the ferrule quantities required are standard, the item 4 - Star - is also standard.
If the optional quantity is selected then 2 items 4 will be supplied - one "split" and the other one standard.
See below for illustration.


EXAMPLE: FERRULE QUANTITY CODE -A13

-A13 = -A10 SPLIT STAR + -A3 STANDARD STAR



4. Assembly is to be permanently marked with Code Identity Number and Part Number.
(e.g. 06090 HEX40-AB-00-21-A9-1)

© 2012 Tyco Electronics Corporation, a TE Connectivity Ltd. Company. All Rights reserved.

| | | | | | | |
|--|-----------------|---|------------------------------|--|----------------|------------------|
|  | | TE Connectivity 300 Constitution Drive Menlo Park, CA 94025, USA | | TITLE: HEXASHIELD ADAPTOR FOR CODE 40 CONNECTORS, PLAIN CLAMPING NUT | | |
| UNLESS OTHERWISE SPECIFIED DIMENSIONS ARE IN MILLIMETERS. INCH DIMENSIONS ARE SHOWN IN BRACKETS | | TE Connectivity reserves the right to amend this drawing at any time. Users should evaluate the suitability of the product for their application. | | DOCUMENT NO. HEX40-AY-YY-YY-AYY-1-Y | | |
| DRAWN: CRJ | DATE: MAR 00 | CAGE CODE: 06090 | REVISED PER ECO-12-017034 | FILE: hex40_ay_yy_yy_ayy_1_y.doc | SCALE: NONE | SHEET: 3 OF 3 |

If this document is printed it becomes uncontrolled. Check for the latest revision

Mouser Electronics

Authorized Distributor

Click to View Pricing, Inventory, Delivery & Lifecycle Information:

[TE Connectivity:](#)

[CN2457-000](#) [CN2456-000](#)