

THIS DRAWING IS UNPUBLISHED

RELEASED FOR PUBLICATION

© COPYRIGHT - BY TYCO ELECTRONICS CORPORATION. ALL RIGHTS RESERVED

LOC

AD

DIST

00

REVISIONS

P	L
---	---

P	LT
---	----

DESCRIPTION

DATE _____

DWN

DWRN

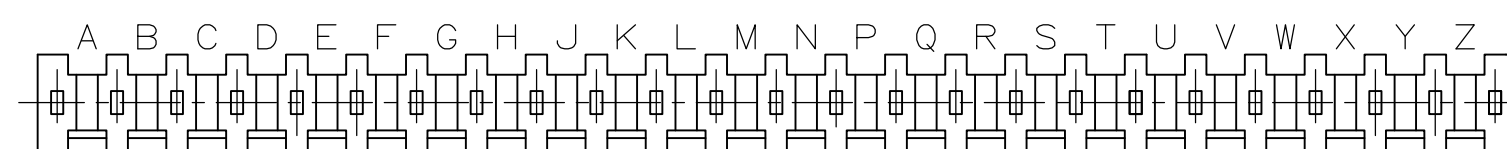
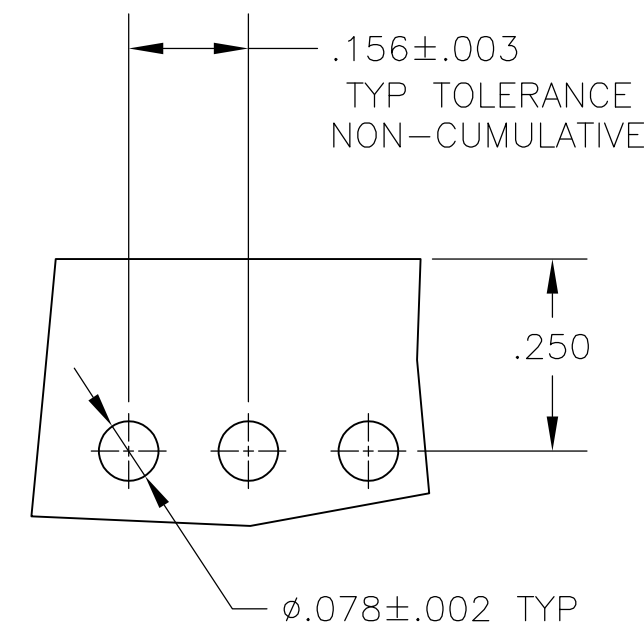
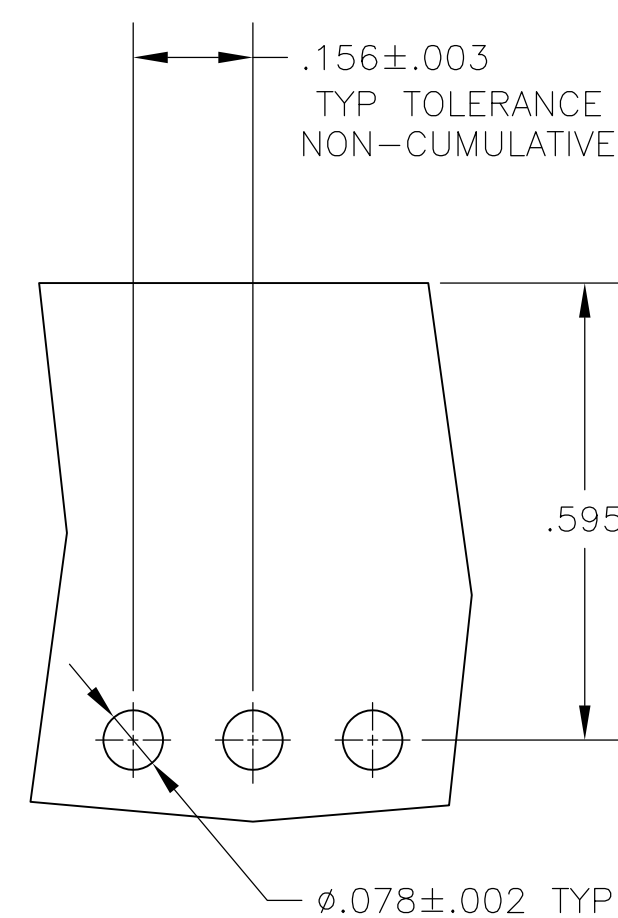
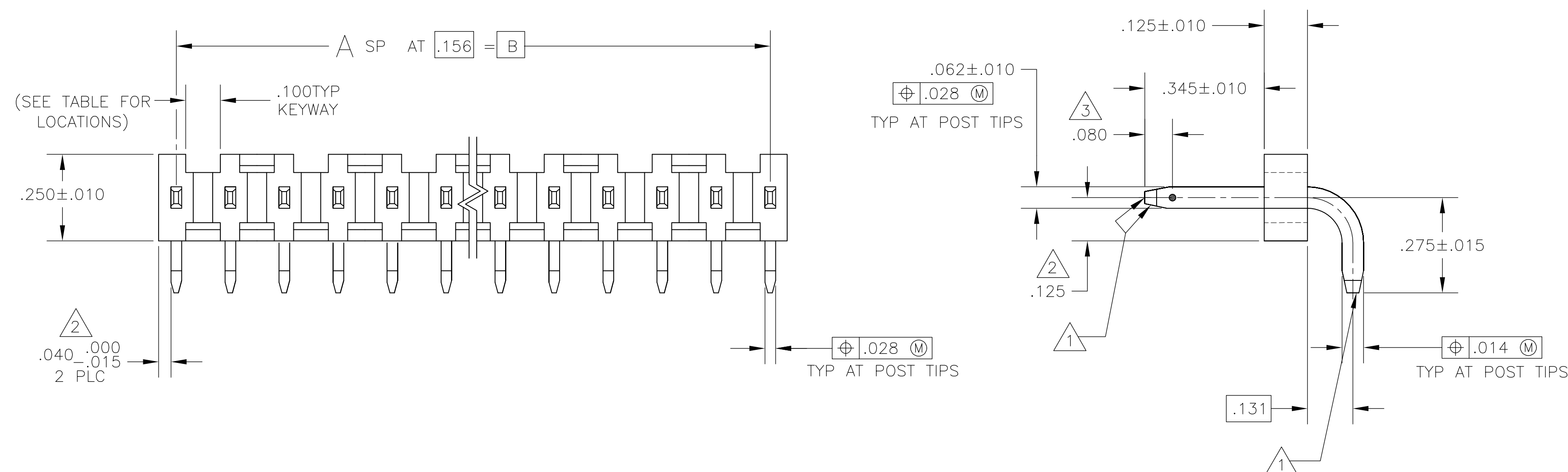
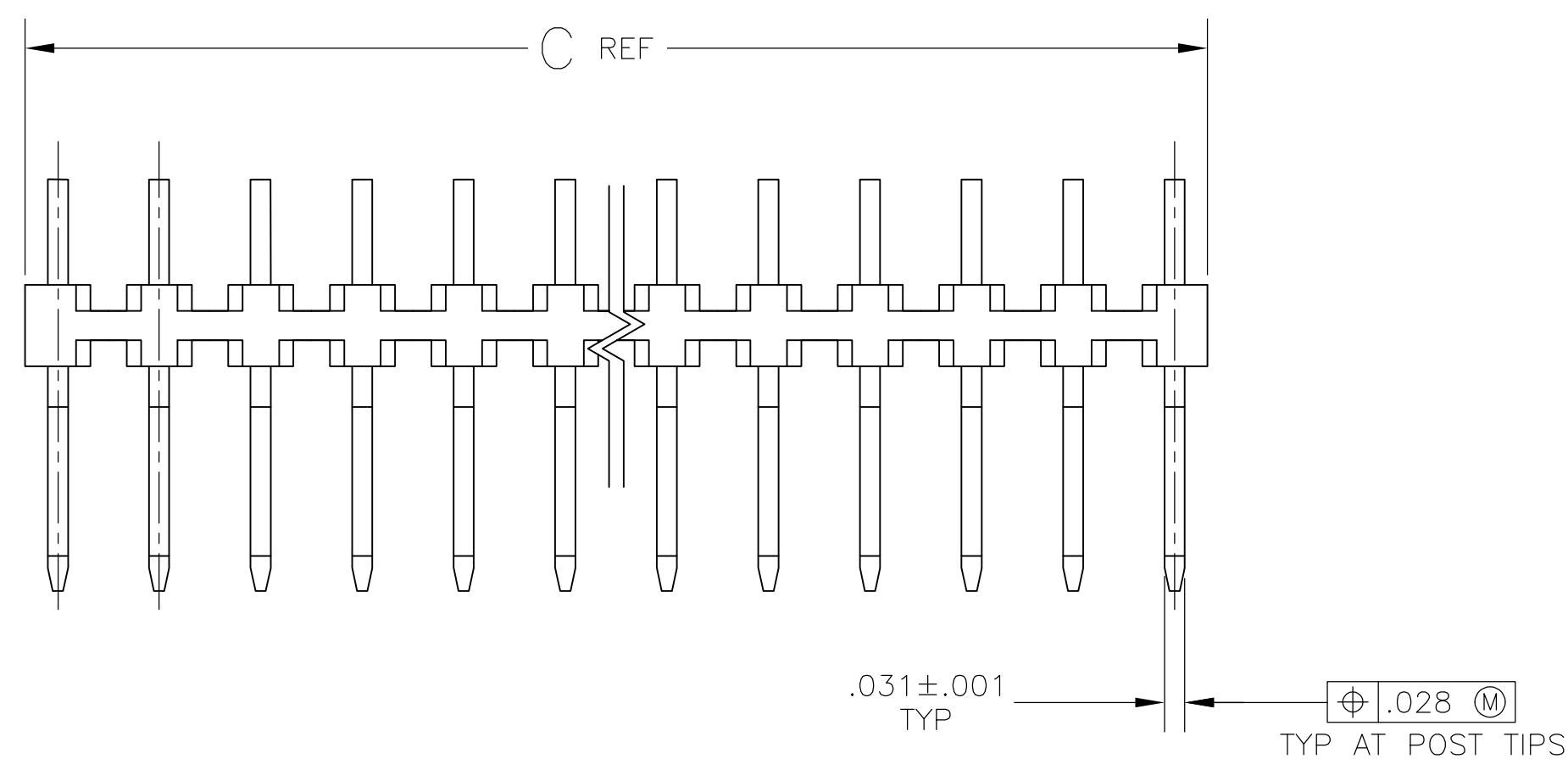
	N
--	---

REVISID PER FCO-09-021826

26AUC

KK

KK



KEYWAY LOCATIONS (REF-SEE TABLE)
(MATING LENGTH OF POST ON NEAR SIDE)
SCALE: 2:1

OBSOLETE 4	A,C,E,H,K,M,Q,S,U,W,Y	11	3.855	3.744	24	25	2-87632-5
	A,C,E,G,J,L,N,Q,S,U,W,Y	12	3.699	3.588	23	24	2-87632-4
	A,D,G,K,N,R,U,X	8	3.543	3.432	22	23	2-87632-3
	A,C,E,G,J,L,N,Q,S,U,W	11	3.387	3.276	21	22	2-87632-2
	A,D,G,K,N,R,U	7	3.231	3.120	20	21	2-87632-1
	A,C,E,G,J,L,N,Q,S,U	10	3.075	2.964	19	20	2-87632-0
	B,D,F,J,L,N,Q,S	8	2.919	2.808	18	19	1-87632-9
	A,D,F,J,M,P,S	7	2.763	2.652	17	18	1-87632-8
	A,D,G,K,N,R	6	2.607	2.496	16	17	1-87632-7
	A,C,E,G,J,L,N,Q	8	2.451	2.340	15	16	1-87632-6
OBSOLETE 4	A,D,G,K,N	5	2.295	2.184	14	15	1-87632-5
	A,C,E,G,J,L,N	7	2.139	2.028	13	14	1-87632-4
	A,D,J,M	4	1.983	1.872	12	13	1-87632-3
	A,C,E,G,J,L	6	1.827	1.716	11	12	1-87632-2
OBSOLETE 4	A,D,G,K	4	1.671	1.560	10	11	1-87632-1
	A,C,E,G,J	5	1.515	1.404	9	10	1-87632-0
	A,D,G	3	1.359	1.248	8	9	87632-9
OBSOLETE	A,C,E,G	4	1.203	1.092	7	8	87632-8
	A,C,E	3	1.047	.936	6	7	87632-7
	A,C,E	3	.891	.780	5	6	87632-6
	A,D	2	.735	.624	4	5	87632-5
	A,C	2	.579	.468	3	4	87632-4
	A	1	.423	.312	2	3	87632-3
	A	1	.267	.156	1	2	87632-2
	KEYWAY LOCATIONS	NO OF KEYWAY	C	B	A	NO OF POSN	ASSEMBLY PART NUMBER

RECOMMENDED BOARD LAYOUTS

AMP 4805 REV 31MAR2000

Mouser Electronics

Authorized Distributor

Click to View Pricing, Inventory, Delivery & Lifecycle Information:

[TE Connectivity:](#)

[87632-2](#)