

4

3

2

1

THIS DRAWING IS UNPUBLISHED.

RELEASED FOR PUBLICATION

© COPYRIGHT BY TYCO ELECTRONICS CORPORATION. ALL RIGHTS RESERVED.

DESCRIPTION

MATERIAL

FINISH

GROMMET

FLUOROSILICONE
MPS #10149

COLOR: RED

SPLICE ASSEMBLY
HOUSING

EPOXY

COLOR: BLACK

CONTACT FEMALE
SOCKET

BERYLLIUM COPPER
PER ASTM-B194

GOLD PLATE
PER MIL-G-45204

CLIP CONTACT
RETAINING

BERYLLIUM COPPER
PER ASTM-B194
OR
STAINLESS STEEL
PER QQ-S-766


NONE

SHRINK TUBE

PER MIL-1-23053/8

COLOR TRANSPARENT

DIODE

JAN1N5618 

NONE

LOC

DIST

REVISIONS

P

LTR

DESCRIPTION

DATE

DWN

APVD

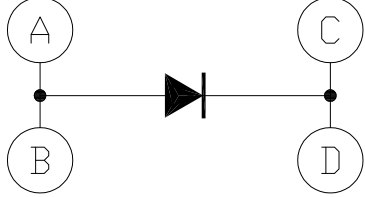
C

REV PER ECO-08-022704

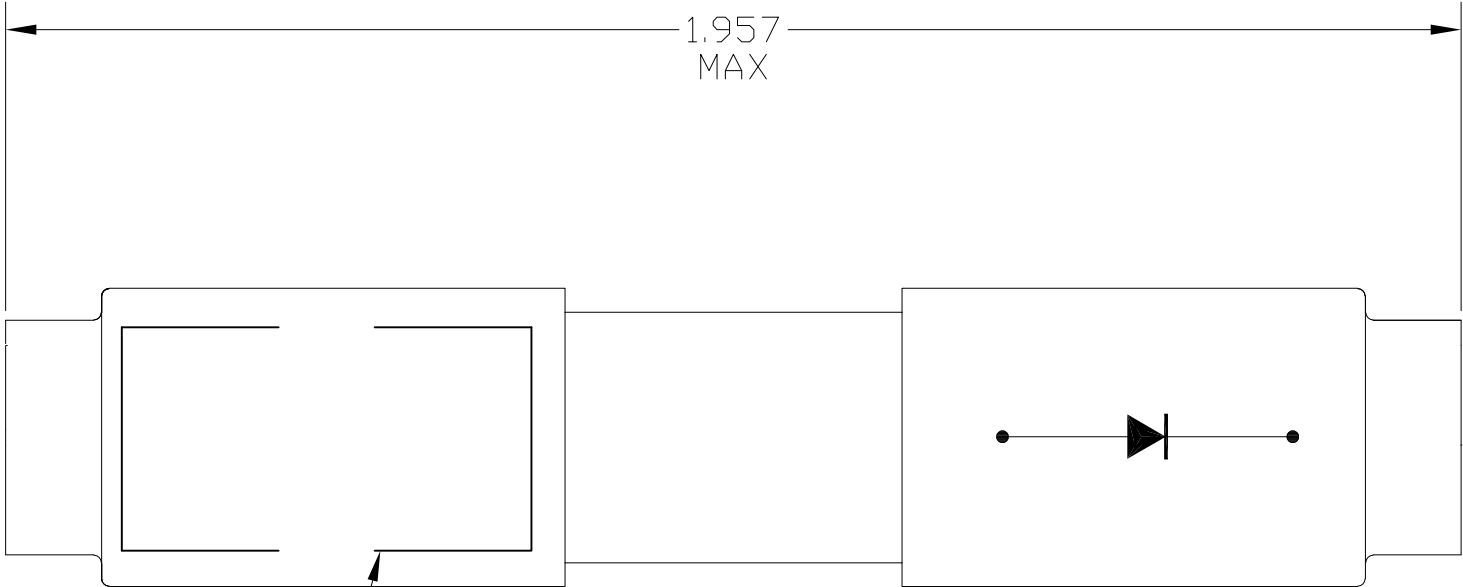
23OCT08

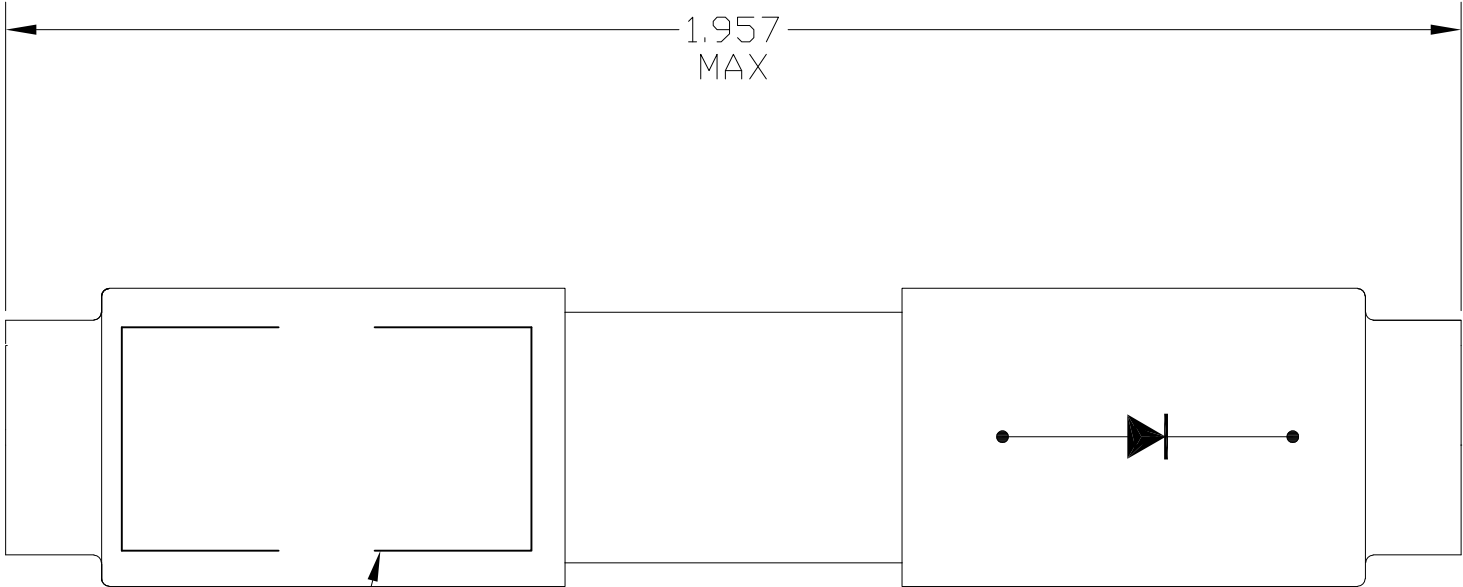
PY

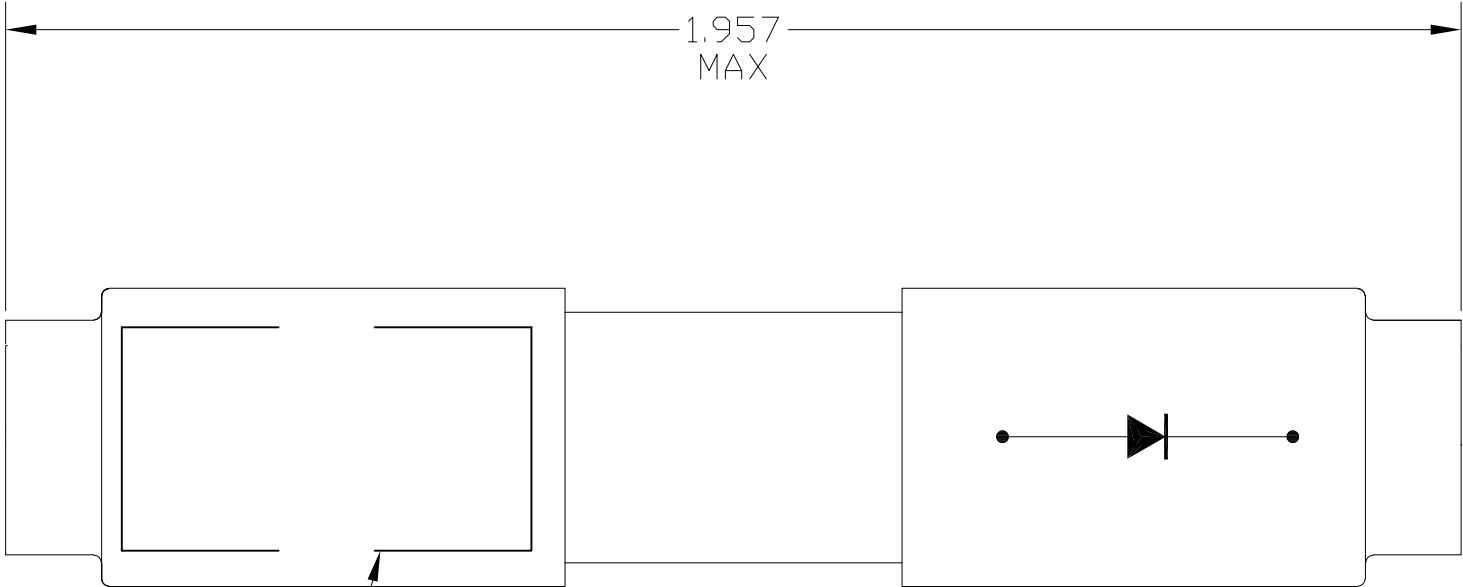
DE

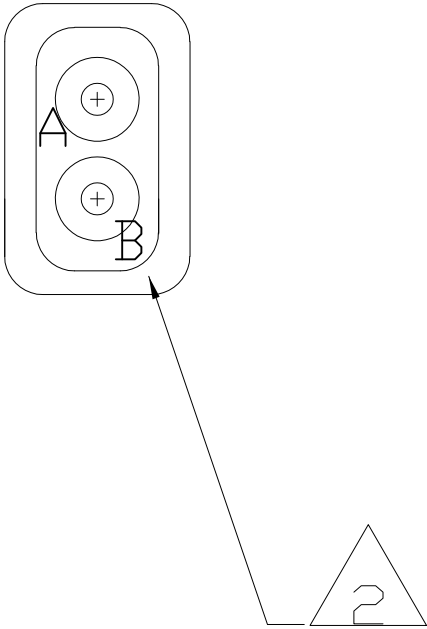


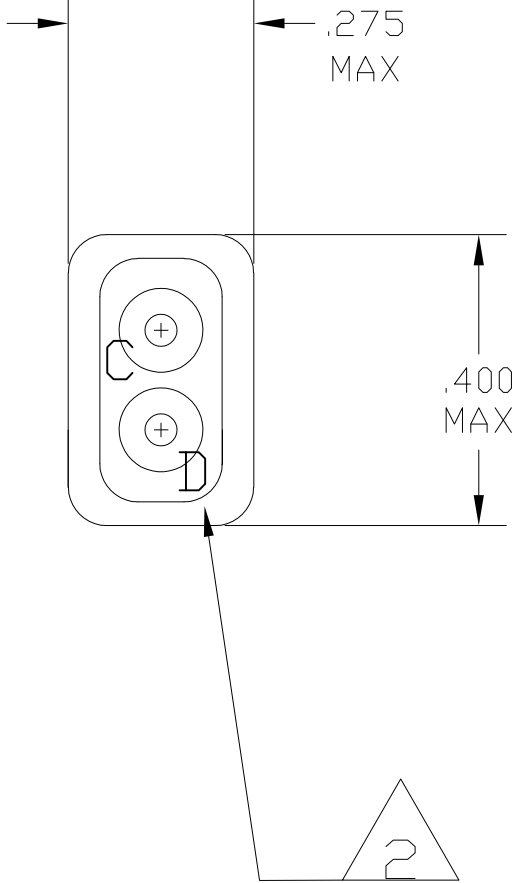
SCHEMATIC

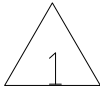













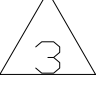
1

MARK SPLICE IDENTIFICATION, "AMP", AMP PART NO. AND DATE CODE .060 MINIMUM HIGH CHARACTERS.



2

MARK WIRE SPLICE BUSSING ARRANGEMENT BOTH ENDS AS SHOWN.



3

DIODE MQ1N5618, MX1N5618 OR MXV1N5618 MAY BE SUBSTITUTED FOR JAN1N5618. DIODE MAY BE A COMMERCIAL DIODE THAT HAS BEEN UP-SCREENED TO MEET THE REQUIREMENTS OF JAN1N5618

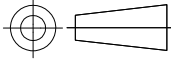
THIS DRAWING IS A CONTROLLED DOCUMENT.

DWN
P. YEAGER
07JAN2008

CHK
D. EABY
08JAN08

APVD
D. EABY
08JAN08

DIMENSIONS:
INCHES



MATERIAL

SEE TABLE

TOLERANCES UNLESS
OTHERWISE SPECIFIED:

0 PLC ± -
1 PLC ± -
2 PLC ± -
3 PLC ± -
4 PLC ± -
ANGLES ± -
FINISH

SEE TABLE

THIS DRAWING IS A CONTROLLED DOCUMENT.

DWN
P. YEAGER
07JAN2008

CHK
D. EABY
08JAN08

APVD
D. EABY
08JAN08

Tyco Electronics

Tyco Electronics Corporation
Harrisburg, PA 17105-3608

NAME

WIRE SPLICE ASSY
DOUBLE W/ DIODE
SIZE 20, TJ

SIZE

CAGE CODE

DRAWING NO

RESTRICTED TO

WEIGHT

SCALE

SHEET

REV

CUSTOMER DRAWING

SCALE 4: 1

SHEET 1 OF 1

REV C

AMP 1471-9 REV 31MAR2000

Mouser Electronics

Authorized Distributor

Click to View Pricing, Inventory, Delivery & Lifecycle Information:

[TE Connectivity:](#)

[5-591841-1](#)