

NOTES

1. All dimensions are in $\frac{\text{inches}}{\text{[millimeters]}}$
2. Dimensions appearing in table are as follows:
- a - As Supplied
 - b - After Unrestricted Recovery
3. Coating is optional. As supplied dimensions appearing in table are for uncoated parts. When coating is added, entry diameters will be reduced by .06 max.

④ Wall thickness will not be measured in transition area.

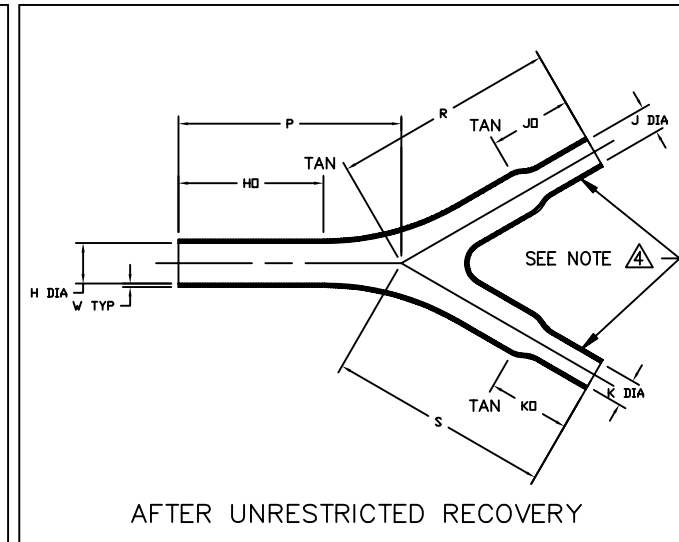
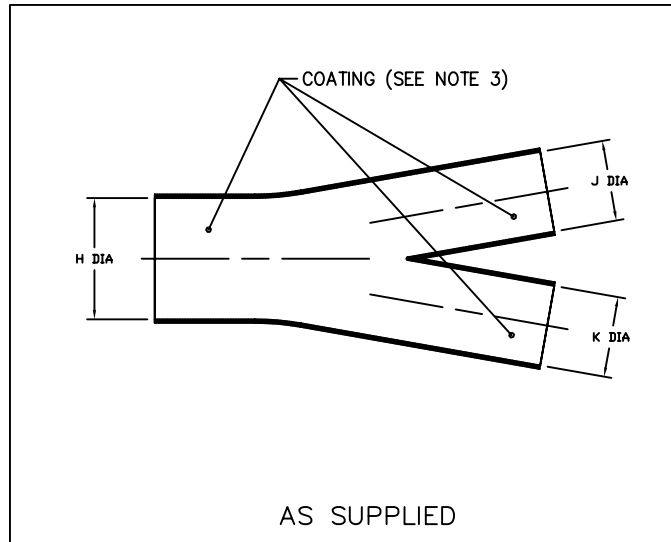


TABLE OF DIMENSIONS

PART NUMBER	H		J & K		P, R & S	HO	JO & KO	W
	Min	Max	Min	Max	Ref.	±15%	±20%	Ref.
	a	b	a	b	b	b	b	b
382C332	$\frac{1.00}{[25,4]}$	$\frac{.45}{[11,4]}$	$\frac{.60}{[15,2]}$	$\frac{.30}{[7,5]}$	$\frac{2.48}{[63,0]}$	$\frac{1.62}{[41,1]}$	$\frac{.75}{[19,0]}$	$\frac{.04}{[1,0]}$

CUSTOMER DRAWING

UNLESS OTHERWISE SPECIFIED
DIMENSIONS ARE INCHES.
METRIC DIMENSIONS ARE IN
BRACKETS.

DECIMAL TOLERANCES

.XXX ± 0.005 [0.13 mm]
.XX ± 0.01 [0.25 mm]
.X ± 0.1 [0.50 mm]

ANGLE TOLERANCE
.X ± 1 DEG.

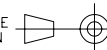
DRAWN

UNGUYEN

DATE

10/19/2007

RPN

THIRD ANGLE
PROJECTION

Tyco Electronics

Raychem Molded Parts
305 Constitution Dr
Menlo Park, CA 94025

TITLE

SLIMLINE TRANSITION, Y

SIZE
B

CODE IDENT. NO.
06090

DWG. NO.

382C332

©2007 Tyco Electronics Corporation. All rights reserved.

DO NOT SCALE THIS DRAWING

SHEET 1 OF 2

If this document is printed it becomes uncontrolled. Check for the latest revision

COMPATABILITY CHART

MATERIAL DASH NO.	MATERIAL DESCRIPTION	RT SPEC	COATING SLASH NO.	COATING SPEC	COATING DESCRIPTION
-50	Flexible Viton	RT-1313	N/A		
-51	Flexible EPB	RT-1321	/164, /86	RT-1050/13, RT-1050/3	ADHESIVE
-71	Flexible Polyolefin	RT-1316	/42, /86	RT-1050/1, RT-1050/3	ADHESIVE
-125	Modified Fluoropolymer	RT-1334	N/A		
-770	NBCCS	RT-770 TYPE II	N/A		
-780	NBCCS	RT-780 TYPE II	N/A		

ORDERING INFORMATION

382C332 -XXX -XX /XXX -0

Base part number

Material dash number
(See Compatability Chart)

Modification number

Adhesive slash number
(If necessary, see Compatability Chart)

Color Designator

If this document is printed it becomes uncontrolled. Check for the latest revision

CUSTOMER DRAWING

SIZE	DWG. NO.	REV	DWG. NO.
B	06090	D	382C332
DO NOT SCALE THIS DRAWING			SHEET 2 OF 2

Mouser Electronics

Authorized Distributor

Click to View Pricing, Inventory, Delivery & Lifecycle Information:

[TE Connectivity:](#)

[382C322-51/164-0](#)