



D

 Δ

THIS DRAWING IS A CONTROLLED DOCUMENT.		DWN 15MAR2017 SHIVAKUMAR S S CHK 15FEB2017 SANJAY SHINDIKAR APVD 15FEB2017 SANJAY SHINDIKAR		 TE Connectivity	
DIMENSIONS: mm [INCHES]		TOLERANCES UNLESS OTHERWISE SPECIFIED:		NAME ANTI-VANDAL SWITCH 25mm, MOVING RING LED AND FLYING LEADS —	
		0 PLC ± — 1 PLC ± 0.4[.016] 2 PLC ± 0.25[.010] 3 PLC ± — 4 PLC ± — ANGLES ± 2°			
MATERIAL —		FINISH —			
		WEIGHT 0		SIZE A2	
		APPLICATION SPEC —		CAGE CODE 00779	
		CUSTOMER DRAWING		DRAWING NO C=2317657	
				RESTRICTED TO —	
				SCALE 1:1	
				SHEET 1 of 3	
				REV A1	

1



A

57

1471-9 (1/15)

THIS DRAWING IS UNPUBLISHED.	RELEASED FOR PUBLICATION	- - .
© COPYRIGHT - By -	ALL RIGHTS RESERVED.	

REVISIONS					
P	LTR	DESCRIPTION	DATE	DWN	APVD
	—	SEE SHEET 1	—	—	—

SPECIFICATION:



CONTACT RATING: SILVER; 3A @ 250VAC RESISTIVE
GOLD; 0.4A @ 20VDC OR PEAK AC
INSULATION RESISTANCE: 1,000MΩ MIN AT 500VDC
DIELECTRIC STRENGTH: 2,000V RMS @ SEA LEVEL
CONTACT RESISTANCE: 50mΩ MAX @ 1A 12VDC (INITIAL VALUE), SOLDER TERMINALS
100mΩ MAX @ 1A 12VDC (INITIAL VALUES), FLYING LEADS.
ELECTRICAL LIFE CYCLES: 50,000 MAKE AND BREAK CYCLES AT FULL LOAD.
ACTUATION FORCE: SP: 2.5±1 N, DP: 3.5±1 N
ACTUATION TRAVEL: APPROXIMATELY 3.2mm
SEALED PER IP67, IK08
OPERATING TEMPERATURE: -20°C TO +55°C
MECHANICAL LIFE CYCLES: MOMENTARY; 1,000,000 CYCLES
LOCKING; 500,000 CYCLES
HARDWARE TORQUE: 5-14 N-m.

MATERIALS

BUSHING: STAINLESS STEEL,
BASE: PBT (UL 94-V0), PC (UL 94-V2),
ACTUATOR: STAINLESS STEEL, PC
O-RING: SILICONE
TERMINAL/CONTACT: COPPER BASE, SILVER/GOLD PLATED,
HEX NUT: BRASS BASE, NICKEL PLATED,
WIRE:UL3385.
INNER ASSEMBLY: POM/PA66
SPRING: SPRING STEEL
SEALING: SILICONE

1. ALL MATERIAL AND FINISHES SHALL COMPLY WITH EU DIRECTIVE 2002/95/EC OF 27JAN2003(ROHS).

SILVER	MOVING RING	FLYING LEADS TERMINALS	DOUBLE POLE – MOMENTARY	RED & BLUE	24	AV2520EB24T5Q04	1-2317657-2
				RED & BLUE	12	AV2520EB12T5Q04	1-2317657-1
				RED & GREEN	24	AV2520EA24T5Q04	1-2317657-0
				RED & GREEN	12	AV2520EA12T5Q04	2317657-9
			SINGLE POLE – LOCKING	RED & BLUE	24	AV2511EB24T5Q04	2317657-8
				RED & BLUE	12	AV2511EB12T5Q04	2317657-7
				RED & GREEN	24	AV2511EA24T5Q04	2317657-6
				RED & GREEN	12	AV2511EA12T5Q04	2317657-5
			SINGLE POLE – MOMENTARY	RED & BLUE	24	AV2510EB24T5Q04	2317657-4
				RED & BLUE	12	AV2510EB12T5Q04	2317657-3
				RED & GREEN	24	AV2510EA24T5Q04	2317657-2
				RED & GREEN	12	AV2510EA12T5Q04	2317657-1
CONTACT FINISH	LIGHT TYPE	TERMINAL OPTION	POLE/THROW	LED COLOR	LED VOLTAGE	TE DESCRIPTIVE PART NUMBER	TE PART NUMBER

THIS DRAWING IS A CONTROLLED DOCUMENT.		DWN 15MAR2017 SHIVAKUMAR S S CHK 15FEB2017 SANJAY SHINDIKAR APVD 15FEB2017 SANJAY SHINDIKAR		 TE Connectivity	
DIMENSIONS: mm [INCHES]		TOLERANCES, UNLESS OTHERWISE SPECIFIED:		NAME ANTI-VANDAL SWITCH 25mm, MOVING RING LED AND FLYING LEADS	
		0 PLC ± - 1 PLC ± 0.4[.016] 2 PLC ± 0.25[.010] 3 PLC ± - 4 PLC ± - ANGLES ± 2°			
MATERIAL -		FINISH -			
WEIGHT 0		PRODUCT SPEC - APPLICATION SPEC -			
CUSTOMER DRAWING		SIZE A2	CAGE CODE 00779	DRAWING NO C-2317657	RESTRICTED TO -
		SCALE 1:1	SHEET 3 of 3	REV A1	

Mouser Electronics

Authorized Distributor

Click to View Pricing, Inventory, Delivery & Lifecycle Information:

[TE Connectivity:](#)

[1-2317657-2](#)