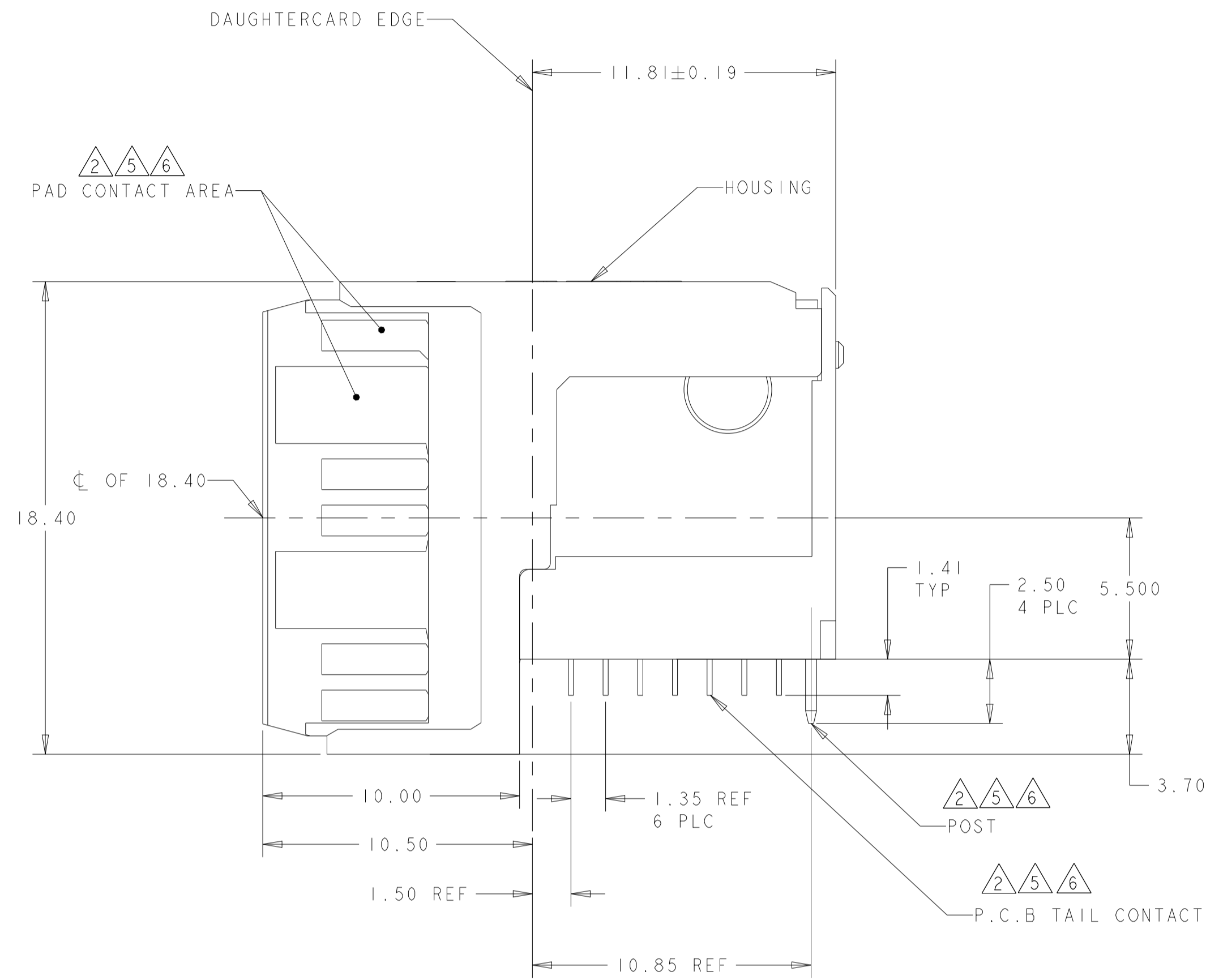
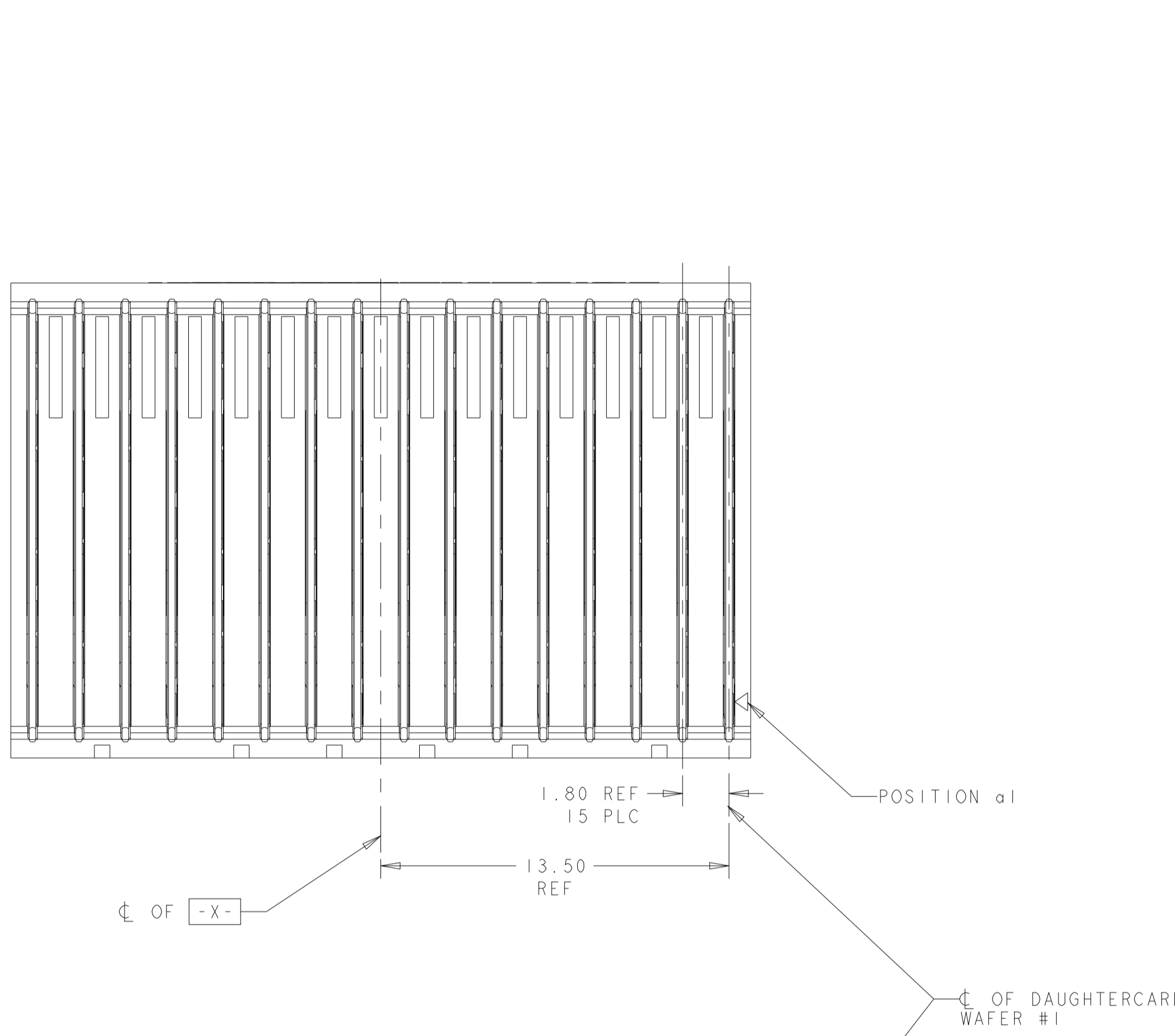


LOC		DIST		REVISIONS			
P	LTN	DESCRIPTION	DATE	DMN	APVD		
D		REV PER ECO 14-014390	9-23-14	CT	DH		
E		REV PER ECO-21-003080	08OCT2021	LN	DH		



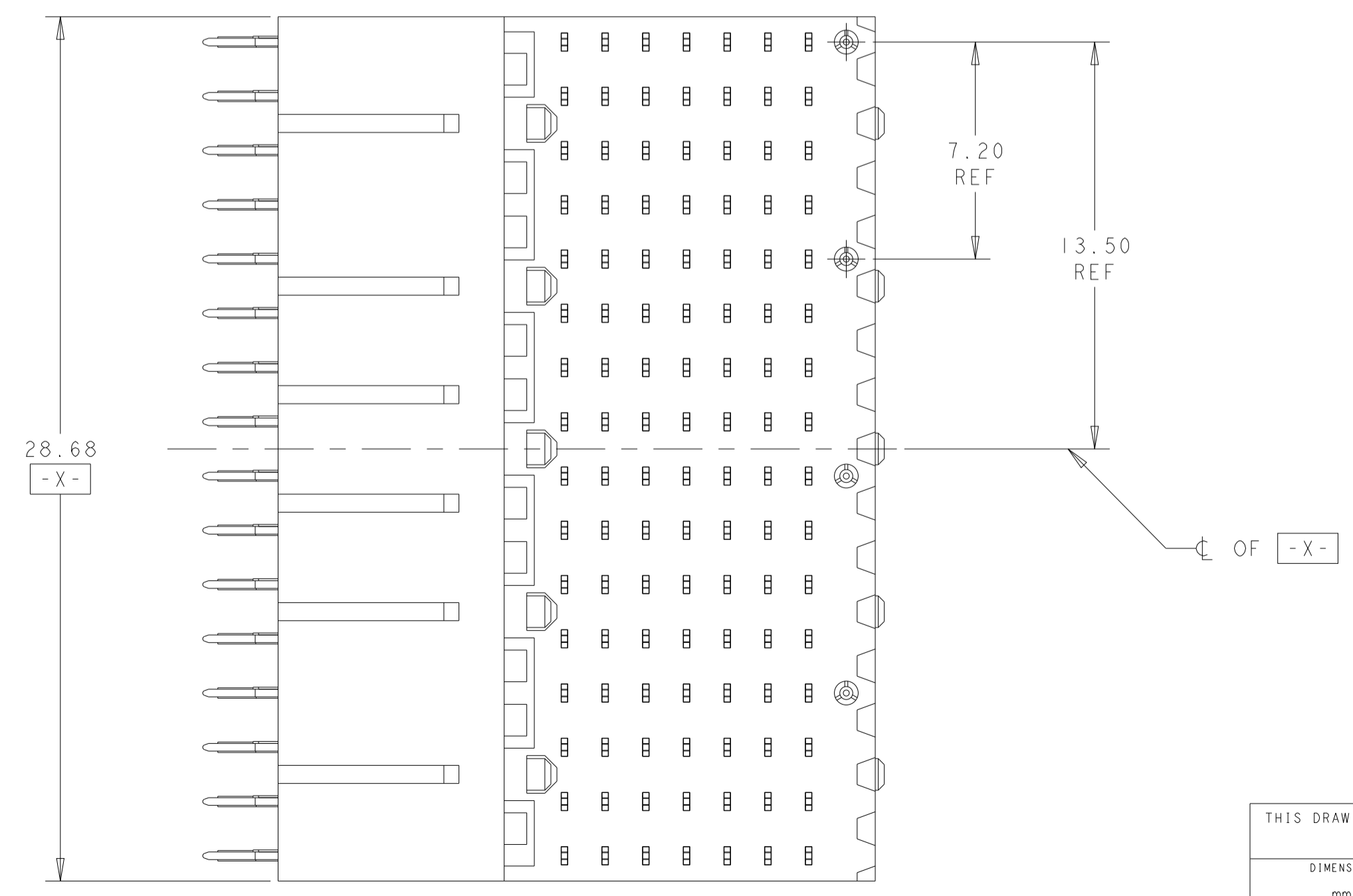
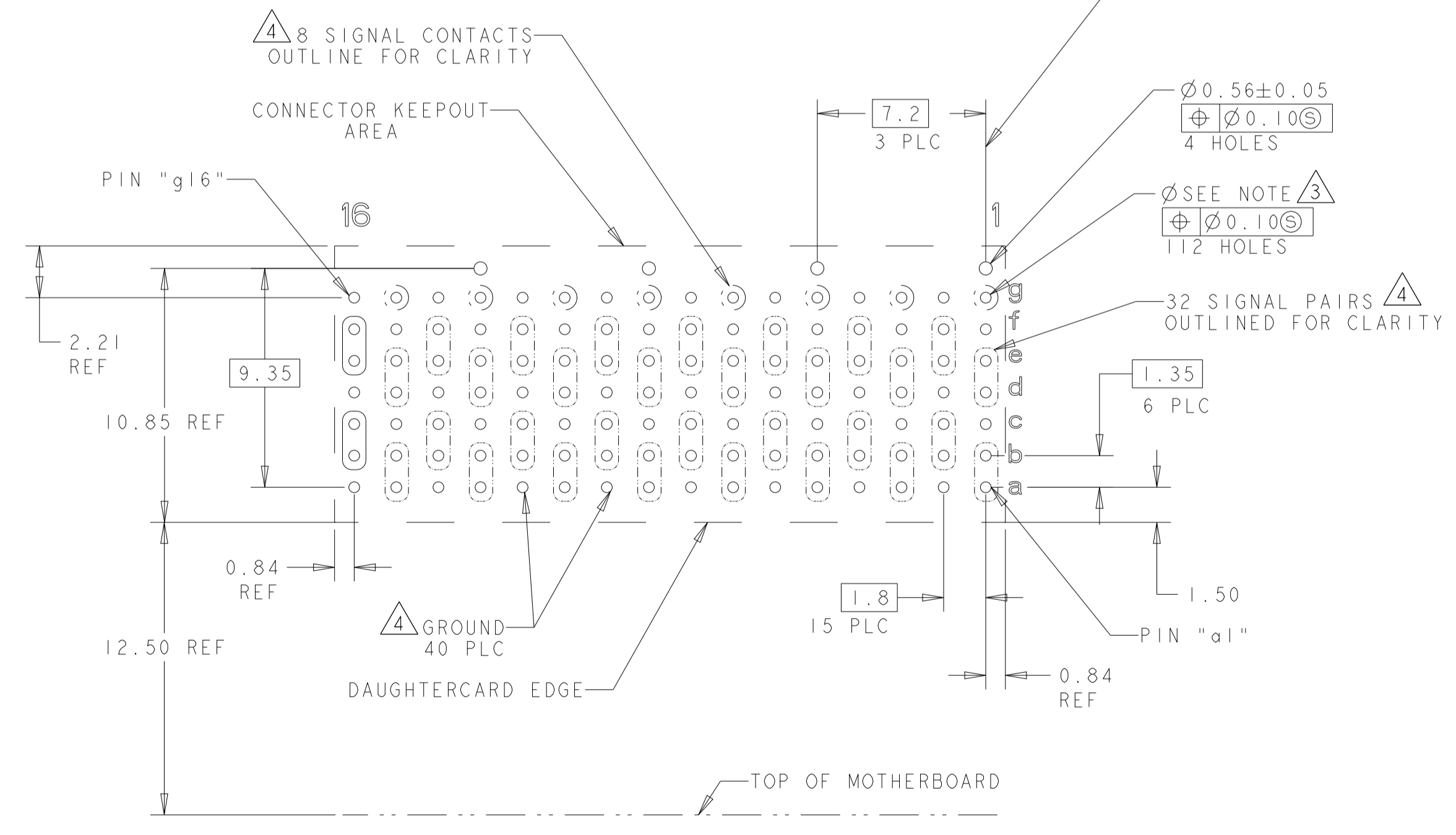
- 1 HOUSING: LCP, UL94V0. COLOR: BLACK. CONTACT: PHOSPHOR BRONZE. POST: BRASS WIRE
- 2 CONTACT: 1.27µm MIN GOLD IN PAD CONTACT AREA. 1.27µm MIN TIN-LEAD (93/7) ON PCB TAIL OVER 1.27µm MIN NICKEL OVER ALL. POST 1.27µm MIN NICKEL PLATED.
- 3 PLATED THROUGH HOLE PER 114-13056, FIGURE 4 OR 114-163004 FIGURE 10
- 4 SEE TABLE 1 FOR INTERCONNECTIONS TO BACKPLANE CONNECTOR.
- 5 CONTACT: 1.27µm MIN GOLD IN PAD CONTACT AREA, 1.27µm MIN TIN ON PCB TAIL OVER 1.27µm MIN. NICKEL OVER ALL. POST: 1.27µm MIN NICKEL PLATED.
- 6 CONTACT: 1.27µm MIN GOLD IN PAD CONTACT AREA. 1.27µm MIN TIN-LEAD (60/40) ON PCB TAIL OVER 1.27µm MIN NICKEL OVER ALL. POST 1.27µm MIN NICKEL PLATED.

TABLE 1
 INTERCONNECTIONS WITH BACKPLANE CONNECTOR 2102736-1

TYPICAL INTERCONNECTIONS FOR EACH EVEN-NUMBERED COLUMN (WAFER): 2, 4, 6, 8, 10, 12, 14, 16		
CONTACT USAGE	DAUGHTERCARD CONNECTOR PIN	BACKPLANE CONNECTOR PIN
SIGNAL PAIR	bx	cx
SIGNAL PAIR	cx	dx
SIGNAL PAIR	ex	gx
SIGNAL PAIR	fx	hx
GROUND	ax, dx, gx, (ALL COMMONED)	ax, bx, ex, fx, ix

TYPICAL INTERCONNECTIONS FOR EACH ODD-NUMBERED COLUMN (WAFER): 1, 3, 5, 7, 9, 11, 13, 15		
CONTACT USAGE	DAUGHTERCARD CONNECTOR PIN	BACKPLANE CONNECTOR PIN
SIGNAL PAIR	ax	ax
SIGNAL PAIR	bx	bx
SIGNAL PAIR	dx	ex
SIGNAL PAIR	ex	fx
SIGNAL PAIR	gx	ix
GROUND	cx, fx (ALL COMMONED)	cx, dx, gx, hx

NOTE: "x" DESIGNATES THE COLUMN NUMBER



6	2102771-4
5	2102771-2
4	2102771-1
PLATING	PART NO

THIS DRAWING IS A CONTROLLED DOCUMENT.

DMN: K. MILLER 04OCT2011	CHK: K. THACKSTON 12JAN2012	APVD: M. McALONIS 15SEP2012	NAME: RIGHT-ANGLE PLUG ASSEMBLY, 7 ROW, CENTER, 20.3mm, MULTIGIG RT 2-R, DAUGHTERCARD CONNECTOR, DIFFERENTIAL
DIMENSIONS: mm	TOLERANCES UNLESS OTHERWISE SPECIFIED:	0 PLC ±	1 PLC ±0.5
		2 PLC ±0.13	3 PLC ±
		4 PLC ±	ANGLES ±1°
MATERIAL: SEE TABLE	FINISH: SEE TABLE	WEIGHT: 10.33g	SIZE: 114-163004 114-13056
		Customer Drawing	SCALE: 6:1 SHEET 1 OF 1 REV E

STE TE Connectivity

Mouser Electronics

Authorized Distributor

Click to View Pricing, Inventory, Delivery & Lifecycle Information:

[TE Connectivity:](#)

[2102771-1](#)