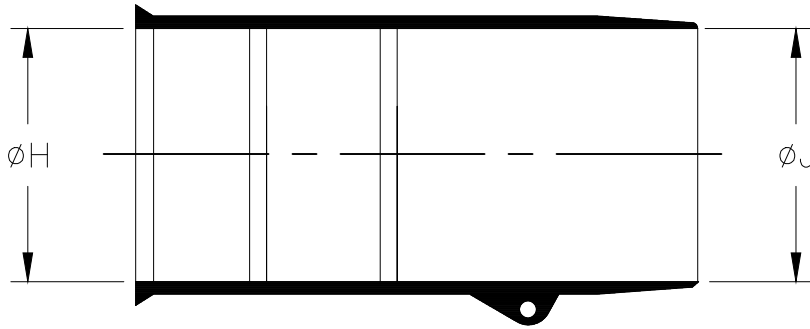


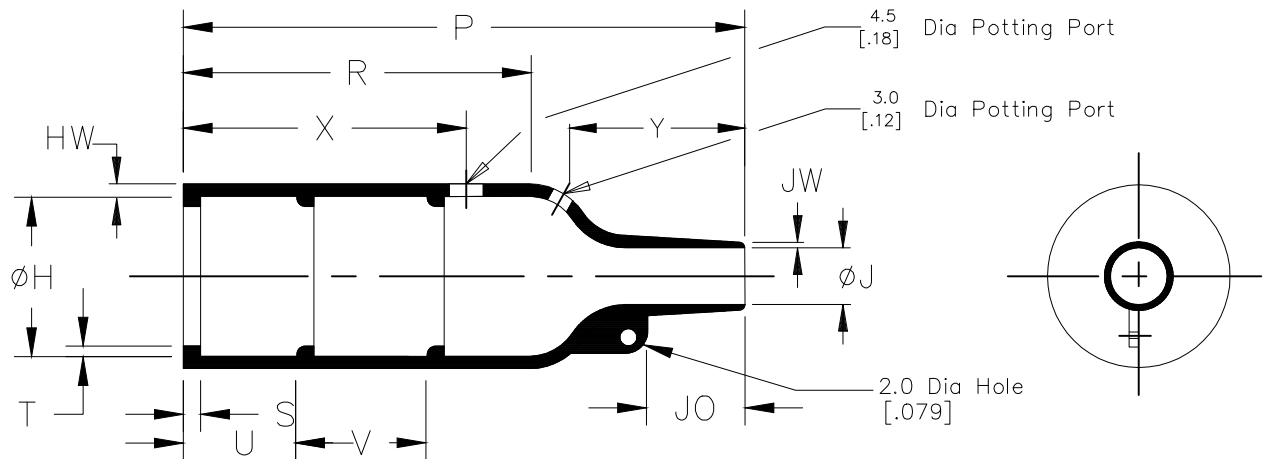
REVISIONS

P	LTR	DESCRIPTION	DATE	DWN	APVD
	17	PRODUCTION ISSUE	07JUN2018	KH	NN

a) Part as supplied.



b) Part after unrestricted recovery.



DIMENSIONS in millimetres [in inches, for reference]

See over for explanation of Notes ① and ②

Part No.	H		J		P	R	S	T	U&V	JO	HW	JW	X	Y
	Min a	Max b	Min a	Max b	±10% b	±10% b	±10% b	±10% b	±10% b	±10% b	±20% b	±20% b	±20% b	±20% b
① 202K121	24 [.94]	10.4 [.41]	24 [.94]	5.6 [.22]	38 [1.50]	21 [.83]	3.0 [.12]	1.0 [.04]	12 [.47]	8.5 [.33]	1.6 [.06]	0.9 [.04]	24 [.94]	13 [.51]
① 202K132	30 [1.18]	14.2 [.56]	30 [1.18]	5.9 [.23]	55 [2.17]	32 [1.26]	3.0 [.12]	1.0 [.04]	12 [.47]	11.5 [.45]	1.8 [.07]	1.0 [.04]	24 [.94]	18 [.71]
① 202K142	31 [1.22]	18.0 [.71]	31 [1.22]	7.1 [.28]	67 [2.64]	35 [1.38]	3.0 [.12]	1.0 [.04]	20 [.79]	17.0 [.67]	1.8 [.07]	1.0 [.04]	32 [1.26]	25 [.98]
① 202K153	36 [1.42]	22.4 [.88]	36 [1.42]	8.4 [.33]	80 [3.15]	42 [1.65]	3.0 [.12]	1.0 [.04]	20 [.79]	19.5 [.77]	2.0 [.08]	1.0 [.04]	32 [1.26]	30 [1.18]
202K163	43 [1.69]	28.2 [1.11]	43 [1.69]	9.9 [.39]	99 [3.90]	61 [2.40]	3.0 [.12]	1.7 [.07]	20 [.79]	21.0 [.83]	2.2 [.09]	1.2 [.05]	52 [2.05]	30 [1.18]
202K174	60 [2.36]	35.1 [1.38]	60 [2.36]	15.7 [.62]	130 [5.12]	72 [2.83]	3.0 [.12]	1.7 [.07]	20 [.79]	39.0 [1.54]	3.2 [.13]	1.5 [.06]	52 [2.05]	50 [1.97]
202K185	66 [2.60]	44.5 [1.75]	66 [2.60]	16.8 [.66]	170 [6.69]	90 [3.54]	3.0 [.12]	2.0 [.08]	20 [.79]	51.5 [2.03]	3.8 [.15]	2.0 [.08]	52 [2.05]	70 [2.76]

RELEASED FOR PUBLICATION

ALL RIGHTS RESERVED.

THIS DRAWING IS UNPUBLISHED.

TE Connectivity Ltd. COPYRIGHT

DIMENSIONS: mm [INCHES]

DWN April 2007 A.LILLEY.

MATERIAL SEE SHEET 2

FINISH -

TOLERANCES UNLESS OTHERWISE SPECIFIED:

CHK -

APVD -

PRODUCT SPEC -

APPLICATION SPEC -

WEIGHT -



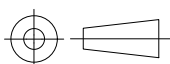
TE Connectivity Ltd.

NAME BOOT, STRAIGHT WITH LIP

SIZE A4 CAGE CODE 00779 DRAWING NO C-202K1XX-XX-0 RESTRICTED TO -

CUSTOMER DRAWING

SCALE DNS SHEET 1 OF 2 REV 17

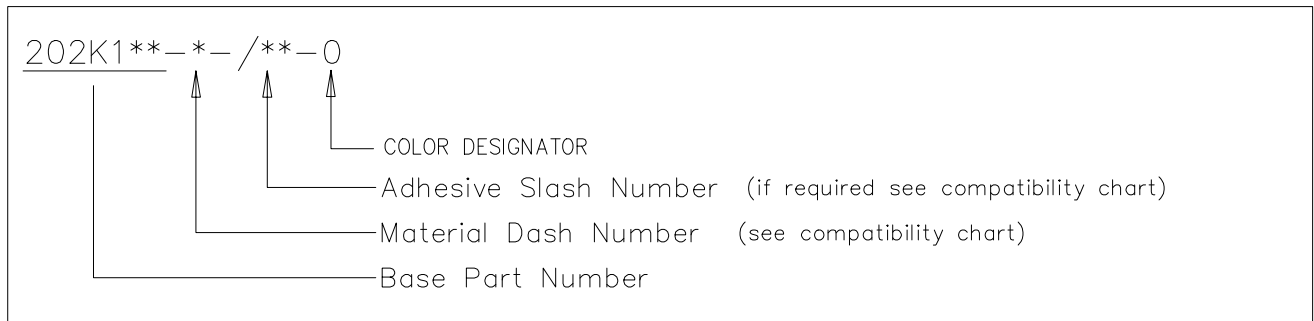


REVISIONS				
P	LTR	DESCRIPTION	DATE	APVD
	-	SEE SHEET 1	-	-

COMPATIBILITY CHART

Material Dash Number	Material Description	SPEC Number	Coating Slash Number
-3	POLYOLEFIN, SEMI-RIGID	RT-301	/42, /86, /180
-4	POLYOLEFIN, FLEXIBLE	RT-1304	/42, /86, /180
-25	ELASTOMER, FLUID RESISTANT	RW-2070	/42, /86, /225

Ordering Information



NOTES

- ① Supplied with 2 lips only, Dimension V does not apply.
- ② Potting Port X @ 90° to Potting Port Y on 202K121.
- ③ If eyelet clip (000W212) is required with part then add CS-1858 to description (i.e. 202K132-3-CS-1858-0).
- ④ As supplied dimensions are for uncoated parts, when coating is added entry diameters will reduce by 1.5mm[.06] Max.
- ⑤ Potting Ports are optional, when specified by suffix -00 they will be located as shown.
- ⑥ On some parts a bump or depression at the material injection point may exist as a normal manufacturing process.

RELEASED FOR PUBLICATION

ALL RIGHTS RESERVED.

THIS DRAWING IS UNPUBLISHED.

© COPYRIGHT - TE Connectivity Ltd.

DIMENSIONS: mm [INCHES]	DWN A.LILLEY.	April 2007	MATERIAL -	FINISH -
	CHK -	-	TE TE Connectivity Ltd.	
TOLERANCES UNLESS OTHERWISE SPECIFIED:	APVD -	-		
	0 PLC ± - 1 PLC ± - 2 PLC ± - 3 PLC ± - 4 PLC ± - ANGLES ± -	PRODUCT SPEC -	APPLICATION SPEC -	SIZE A4
	WEIGHT	DRAWING NO C-202K1XX-XX-0		RESTRICTED TO -
	CUSTOMER DRAWING			SCALE DNS

Mouser Electronics

Authorized Distributor

Click to View Pricing, Inventory, Delivery & Lifecycle Information:

[TE Connectivity:](#)

[202K174-25/225-0](#)