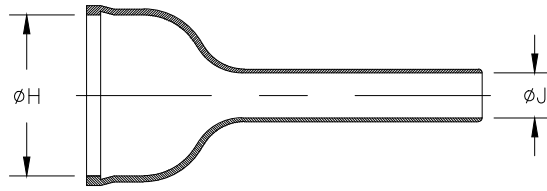
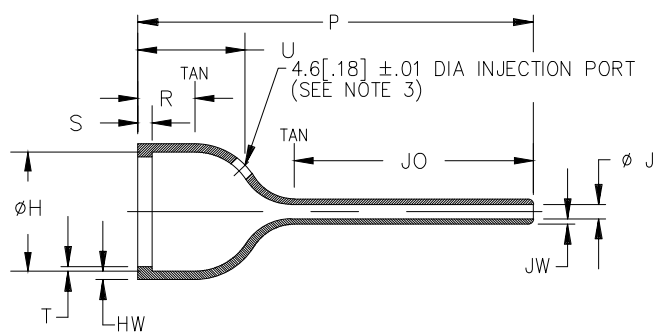


REVISIONS

P	LTR	DESCRIPTION	DATE	DWN	APVD
	U	PRODUCTION ISSUE	18JAN2019	PNT	MT



AS SUPPLIED



AFTER UNRESTRICTED RECOVERY

TABLE OF DIMENSIONS

PART NUMBER	H		J			P ±10%	R Ref	S Ref	T Ref	U ±10%	JO ±10%	HW ±20%	JW ±20%
	Min	Max	Min -3, -4, -25	Min -12, -100	Max								
	a	b	a	a	b								
202D921	19.3 [.76]	13.0 [.51]	6.3 [.25]	4.5 [.18]	2.1 [.08]	60.2 [2.37]	11.7 [.46]	3.0 [.12]	1.0 [.04]	15.7 [.62]	37.6 [1.48]	1.5 [.06]	1.14 [.045]
202D932	26.1 [1.03]	19.1 [.75]	7.6 [.30]	5.5 [.22]	2.6 [.10]	74.2 [2.92]	12.2 [.48]	3.0 [.12]	1.0 [.04]	20.3 [.80]	45.0 [1.77]	1.8 [.07]	1.14 [.045]
202D953	34.2 [1.35]	26.0 [1.02]	9.6 [.38]	6.6 [.26]	3.1 [.12]	84.3 [3.32]	12.2 [.48]	3.0 [.12]	1.0 [.04]	20.9 [.90]	51.1 [2.01]	1.8 [.07]	1.14 [.045]
202D963	43.6 [1.72]	34.1 [1.34]	11.4 [.45]	7.8 [.31]	3.6 [.14]	99.6 [3.92]	12.2 [.48]	3.0 [.12]	1.65 [.065]	26.2 [1.03]	57.7 [2.27]	1.8 [.07]	1.14 [.045]

DIMENSIONS:

mm [INCHES]

DWN

PRAVEEN N T

18JAN2019

MATERIAL

SEE SHEET 2

FINISH

-

CHK

N NAGAR

18JAN2019

APVD

M TAYLOR

18JAN2019

PRODUCT SPEC

-

APPLICATION SPEC

-

WEIGHT

NAME

BOOT, STRAIGHT

SIZE

A4

CAGE CODE

00779

DRAWING NO

C-

202D921-XX-0THRU963-XX-0

RESTRICTED TO

-

CUSTOMER DRAWING

SCALE

DNS

SHEET

1 OF 2

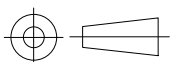
REV

U

THIS DRAWING IS UNPUBLISHED.

COPYRIGHT - TE Connectivity Ltd.

0 PLC ± -
 1 PLC ± -
 2 PLC ± -
 3 PLC ± -
 4 PLC ± -
 ANGLES ± -



REVISIONS

P	LTR	DESCRIPTION	DATE	DWN	APVD
	—	SEE SHEET 1	—	—	—

COMPATABILITY CHART

MATERIAL DASH NO.	MATERIAL DESCRIPTION	RT SPEC	COATING SLASH NO.	COATING S. NO.
-3	Polyolefin, Semi-rigid	RT-301	/42;/86;/180	S1017;S1048;S1030
-4	Polyolefin, Flexible	RT-1304	/42;/86;/180	S1017;S1048;S1030
-12	Fluoroelastomer,Flexible	RT-1312	N/A	N/A
-25	Elastomer, Fluid Resistant	RW-2070	/42;/86;/225	S1017;S1048;S1206
-100	Polyolefin, Semi-flexible ZEROHAL	RW-2082	/86,/180	S1048,S1030

ORDERING INFORMATION

	202D9XX	-XX	-XX	/XX	-0
Base part number					
Material dash number (See Compatability Chart)					
Modification number					
Adhesive slash number (If necessary, see Compatability Chart)					
Color Designator					

NOTES

- Dimensions appearing in table are as follows:
 - a - As Supplied
 - b - After Unrestricted Recovery
- Coating is optional. As supplied dimensions appearing in table are for uncoated parts. When coating is added, entry diameters will be reduced by 1.5mm[.06] max.
- Molding port is optional. When -00 modification number is specified molding port will be located as shown.


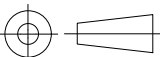
RELEASED FOR PUBLICATION

ALL RIGHTS RESERVED.

THIS DRAWING IS UNPUBLISHED.

COPYRIGHT - TE Connectivity Ltd.



DIMENSIONS: mm [INCHES]	DWN PRAVEEN N T	18JAN2019	MATERIAL —	FINISH —
	CHK N NAGAR	18JAN2019	 TE Connectivity Ltd.	
TOLERANCES UNLESS OTHERWISE SPECIFIED:	APVD M TAYLOR	18JAN2019		
	PRODUCT SPEC —		SIZE A4	
	APPLICATION SPEC —		CAGE CODE 00779	DRAWING NO C-202D921-XX-0THRU963-XX-0
	WEIGHT —		RESTRICTED TO —	
0 PLC ± — 1 PLC ± — 2 PLC ± — 3 PLC ± — 4 PLC ± — ANGLES ± —			CUSTOMER DRAWING	
			SCALE DNS	SHEET 2 of 2
			REV U	

Mouser Electronics

Authorized Distributor

Click to View Pricing, Inventory, Delivery & Lifecycle Information:

[TE Connectivity:](#)

[202D932-3-00-0](#)