

REVISIONS					
P	LTR	DESCRIPTION	DATE	DWN	APVD
	Z	PRODUCTION ISSUE	31JAN2019	PNT	MT

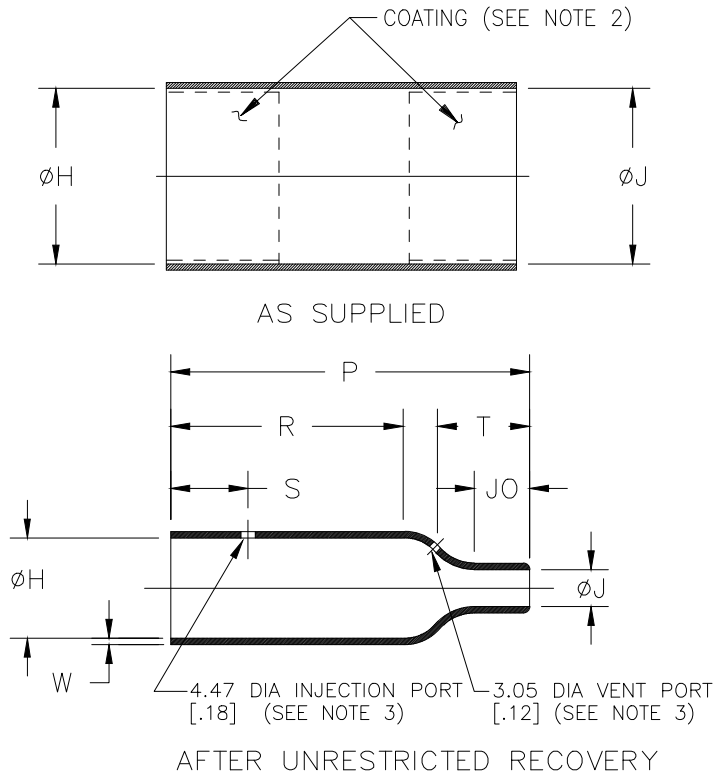


TABLE OF DIMENSIONS

PART NUMBER	H				J				P ±10% b	R ±10% b	S Ref b	T Ref b	JO Ref b	W ±20% b
	Min -3,-4,-25 a	Min -12,-100 a	Min -6 a	Max b	Min -3,-4,-25 a	Min -12,-100 a	Min a	Max b						
202A111	16.5 [.65]	16.5 [.65]	16.5 [.65]	7.9 [.31]	16.5 [.65]	11.9 [.47]	16.5 [.65]	3.8 [.15]	25.4 [1.00]	14.2 [.56]	12.7 [.50]	N/A	5.8 [.23]	1.27 [.05]
202A121	24.6 [.97]	22.6 [.89]	23.4 [.92]	9.9 [.39]	24.6 [.97]	17.8 [.70]	23.4 [.92]	5.3 [.21]	38.1 [1.50]	21.8 [.86]	15.2 [.60]	N/A	9.1 [.36]	1.52 [.06]
202A132	28.4 [1.12]	26.2 [1.03]	26.7 [1.05]	14.2 [.56]	28.4 [1.12]	20.3 [.80]	26.7 [1.05]	6.6 [.26]	51.3 [2.02]	27.9 [1.10]	19.1 [.75]	16.0 [.63]	13.0 [.51]	1.78 [.07]
202A142	31.0 [1.22]	31.0 [1.22]	31.0 [1.22]	17.8 [.70]	31.0 [1.22]	25.4 [1.00]	31.0 [1.22]	7.4 [.29]	66.8 [2.63]	35.6 [1.40]	19.1 [.75]	22.1 [.87]	17.8 [.70]	1.78 [.07]
202A153	36.0 [1.42]	36.0 [1.42]	36.0 [1.42]	21.9 [.86]	36.0 [1.42]	26.2 [1.03]	36.0 [1.42]	8.6 [.34]	73.7 [2.90]	41.4 [1.63]	19.1 [.75]	22.1 [.87]	16.0 [.63]	1.78 [.07]
202A163	42.7 [1.68]	42.7 [1.68]	42.7 [1.68]	27.4 [1.08]	42.7 [1.68]	27.2 [1.07]	42.7 [1.68]	9.4 [.37]	99.1 [3.90]	62.7 [2.47]	19.1 [.75]	25.2 [.99]	18.0 [.71]	2.03 [.08]
202A174	51.8 [2.04]	48.3 [1.90]	51.8 [2.04]	35.3 [1.39]	51.8 [2.04]	48.3 [1.90]	51.8 [2.04]	16.0 [.63]	130.3 [5.13]	64.8 [2.55]	25.4 [1.00]	50.8 [2.00]	41.9 [1.65]	3.30 [.13]
202A185	66.0 [2.60]	66.0 [2.60]	66.0 [2.60]	43.7 [1.72]	66.0 [2.60]	54.1 [2.13]	66.0 [2.60]	19.6 [.77]	161.3 [6.35]	90.2 [3.55]	25.4 [1.00]	54.6 [2.15]	47.8 [1.88]	3.81 [.15]
202A196	86.4 [3.40]	86.4 [3.40]	86.4 [3.40]	57.2 [2.25]	86.4 [3.40]	71.4 [2.81]	86.4 [3.40]	26.9 [1.06]	212.6 [8.37]	113.0 [4.45]	25.4 [1.00]	80.0 [3.15]	62.2 [2.45]	4.06 [.16]

RELEASED FOR PUBLICATION

ALL RIGHTS RESERVED.

TE Connectivity Ltd.

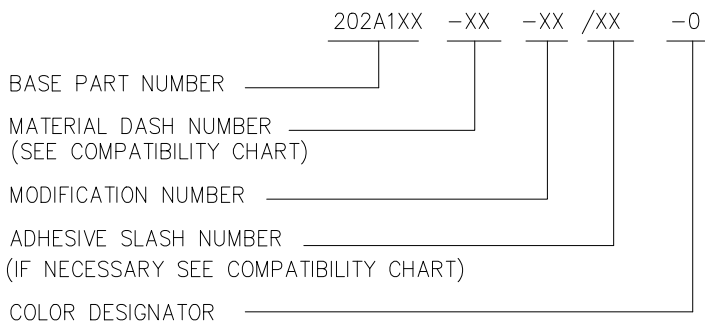
THIS DRAWING IS UNPUBLISHED.

DIMENSIONS: mm [INCHES]	DWN	31JAN2019	MATERIAL	FINISH
	PRAVEEN N T		SEE SHEET 2	-
TOLERANCES UNLESS OTHERWISE SPECIFIED:	CHK	31JAN2019	TE Connectivity Ltd.	
	N NAGAR			
0 PLC ± - 1 PLC ± 0.50[.1] 2 PLC ± 0.25[.01] 3 PLC ± 0.13[.005] 4 PLC ± - ANGLES ± 1°	APVD	31JAN2019	NAME BOOT, STRAIGHT, OVEREXPANDED	
	M TAYLOR			
	PRODUCT SPEC	-	SIZE	RESTRICTED TO
	APPLICATION SPEC	-	A4	-
WEIGHT	A4 00779		DRAWING NO	
CUSTOMER DRAWING			202A111-XX-0THRU196-XX-0	
SCALE		SHEET		REV
DNS		1 OF 2		Z

REVISIONS					
P	LTR	DESCRIPTION	DATE	DWN	APVD
	-	SEE SHEET 1	-	-	-

COMPATABILITY CHART				
MATERIAL DASH NO.	MATERIAL DESCRIPTION	RT SPEC	COATING SLASH NO.	COATING S NO.
-3	Polyolefin, Semi-rigid	RT-301	/42;/86;/180	S1017;S1048;S1030
-4	Polyolefin, Flexible	RT-1304	/42;/86;/180	S1017;S1048;S1030
-12	Fluoroelastomer, Flexible	RT-1312	N/A	N/A
-25	Elastomer, Fluid Resistant	RW-2070	/42;/86;/225	S1017;S1048;S1206
-100	Polyolefin, Semi-flexible ZEROHAL	RW-2082	/86;/180	S1048;S1030

ORDERING INFORMATION



NOTES:

- DIMENSIONS APPEARING IN TABLE ARE AS FOLLOWS:
 - a - AS SUPPLIED
 - b - AFTER UNRESTRICTED RECOVERY
- COATING (ADHESIVE) IS OPTIONAL. AS SUPPLIED DIMENSIONS APPEARING IN TABLE ARE FOR UNCOATED PARTS. WHEN COATING IS ADDED, ENTRY DIAMETER WILL BE REDUCED BY 1.5mm[.06] MAX.
- MOLDING PORTS ARE OPTIONAL. WHEN -00 MODIFICATION NUMBER IS SPECIFIED, MOLDING PORTS WILL BE LOCATED AS SHOWN.

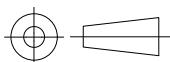
RELEASED FOR PUBLICATION

ALL RIGHTS RESERVED.

COPYRIGHT - TE Connectivity Ltd.

THIS DRAWING IS UNPUBLISHED.

DIMENSIONS: mm [INCHES]	DWN PRAVEEN N T 31JAN2019	MATERIAL -	FINISH -
	CHK N NAGAR 31JAN2019	TE Connectivity Ltd.	
TOLERANCES UNLESS OTHERWISE SPECIFIED:	APVD M TAYLOR 31JAN2019		
0 PLC ± -	PRODUCT SPEC -	SIZE A4	CAGE CODE 00779
1 PLC ± 0.50[.1]	APPLICATION SPEC -	DRAWING NO G-202A111-XX-0THRU196-XX-0	RESTRICTED TO -
2 PLC ± 0.25[.01]	WEIGHT	CUSTOMER DRAWING	
3 PLC ± 0.13[.005]		SCALE DNS	SHEET 2 OF 2
4 PLC ± -		REV Z	
ANGLES ± 1°			



Mouser Electronics

Authorized Distributor

Click to View Pricing, Inventory, Delivery & Lifecycle Information:

[TE Connectivity:](#)

[202A111-3/86-0](#)