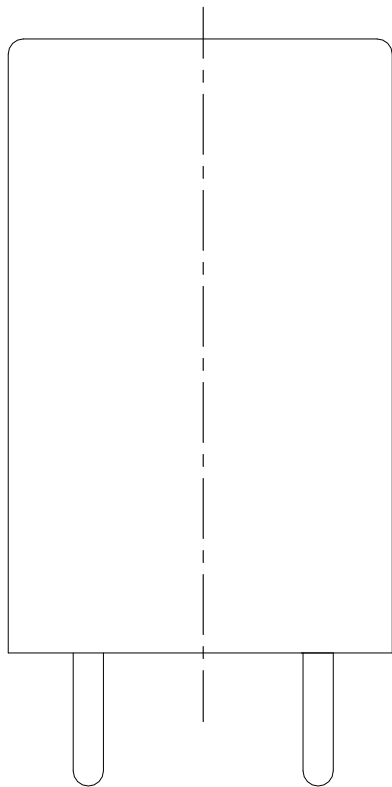
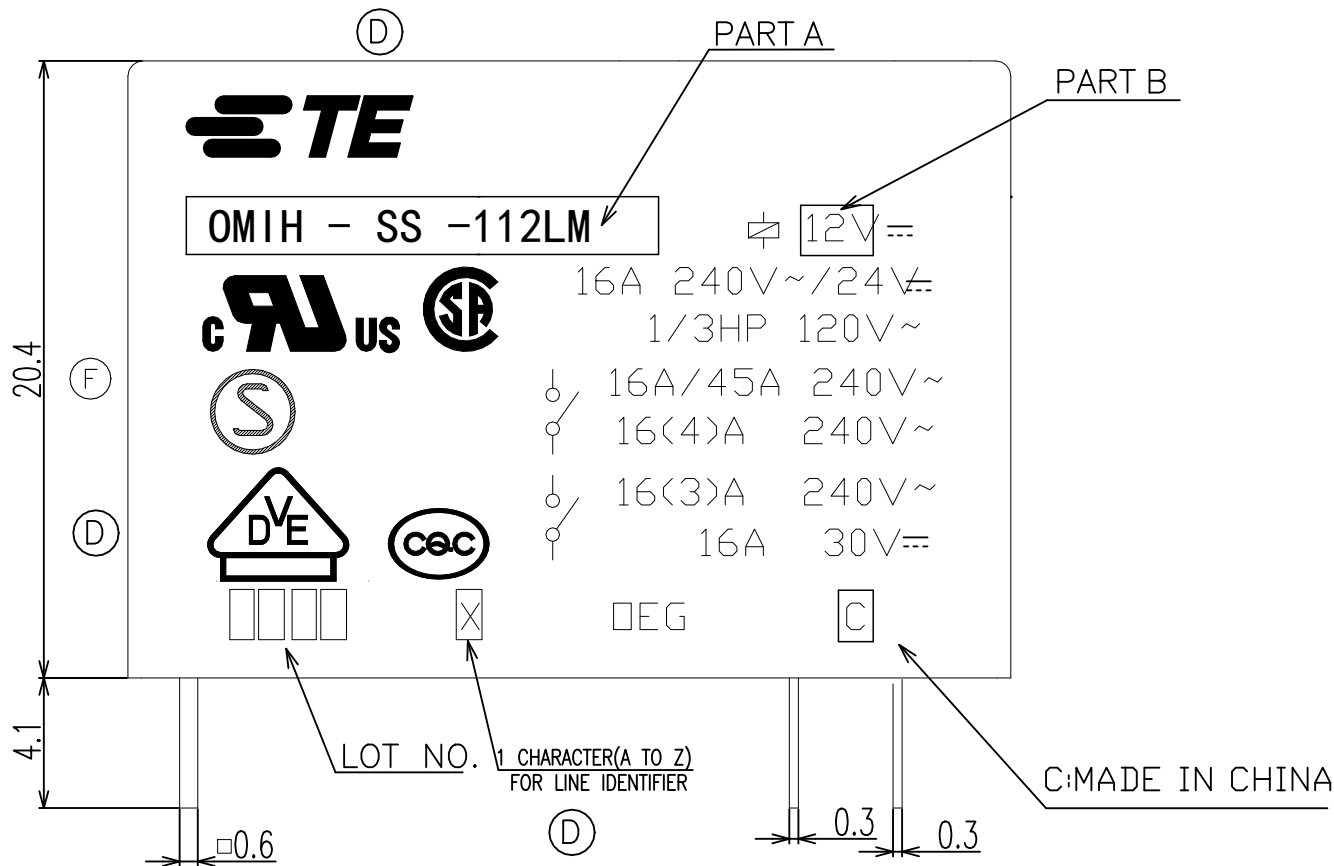
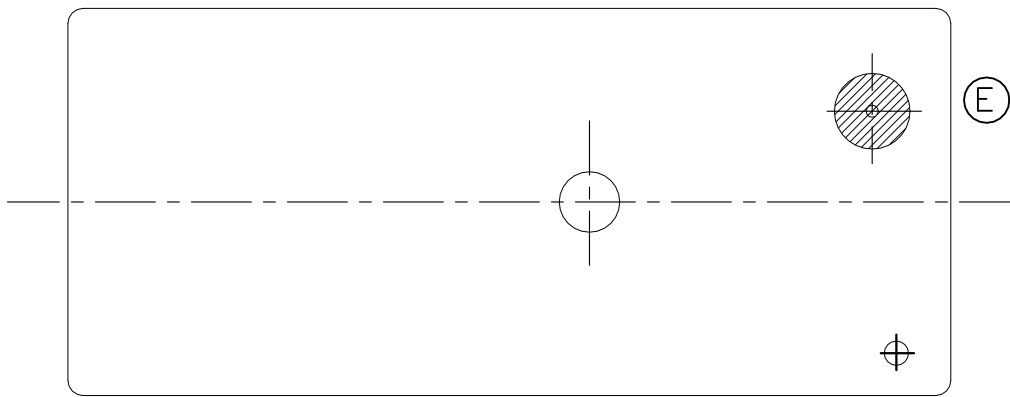
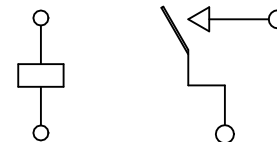


© - TE Connectivity. All Rights Reserved.

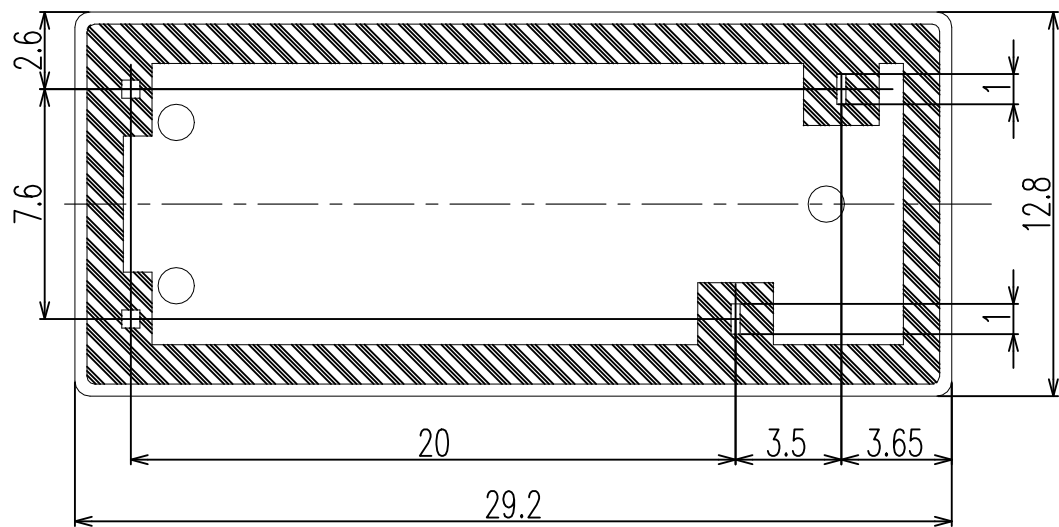
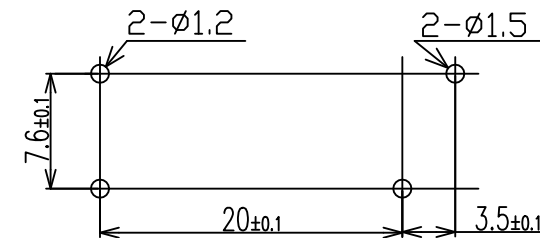
REVISIONS					
P	LTR	DESCRIPTION	DATE	DWN	APVD
	F	BASE MATERIAL CHANGE TO PBT, DIMENSION CHANGE ECN-21-107984	28-JUN-21	XR.L	K.T



CONNECTION DIAGRAM
(BOTTOM VIEW)



DRILLING DIAGRAM(2/1)
(BOTTOM VIEW)



THIS DRAWING IS A CONTROLLED DOCUMENT.		DWN Y.Xiao	TE Connectivity Ltd.			
		CHK N.Funayama				
DIMENSIONS: mm		APVD CH.HSU	NAME			
		PRODUCT SPEC	OMIH CUSTOMER DRAWING			
		APPLICATION SPEC				
MATERIAL		WEIGHT	SIZE A3	CAGE CODE 00779	DRAWING NO C-1-1461373-8	RESTRICTED TO
			CUSTOMER DRAWING		SCALE 4:1	SHEET 1 OF 2
					REV F	

REVISIONS					
P	LTR	DESCRIPTION	DATE	DWN	APVD
	-		-	-	-

NOTES:
1.LOT NO. SYSTEM AS FOLLOWING:

0

8

2

5

WEEK

YEAR

2.GENERAL TOLERANCE AS FOLLOWING:

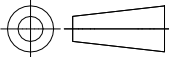
TOLERANCE	
0~0.99mm	±0.1
1mm~2.99mm	±0.2
3mm MIN.	±0.3

3.FOR THE TIN-PLATING OF THE PINS:
+0.1mm FOR WIDTH,THICKNESS AND DIAMETER.
+0.5mm FOR LENGTH.

OMIH-SH-105LM	5-1440009-4	OMIH-SH-105LM	5V
OMIH-SH-148LM	0-1461373-4	OMIH-SH-148LM	48V
OMIH-SH-148DM	2-1461373-0	OMIH-SH-148DM	48V
OMIH-SH-124LM	1461373-3 (B1)	OMIH-SH-124LM	24V
OMIH-SH-124DM	1-1461373-9	OMIH-SH-124DM	24V
OMIH-SH-118LM	1461373-2	OMIH-SH-118LM	18V
OMIH-SH-112LM	7-1440000-1	OMIH-SH-112LM	12V
OMIH-SH-112DM	1-1461373-8	OMIH-SH-112DM	12V
OMIH-SH-109LM	6-1440000-8	OMIH-SH-109LM	9V
OMIH-SH-109DM	1-1461373-7	OMIH-SH-109DM	9V
OMIH-SH-106LM	0-1461373-1	OMIH-SH-106LM	6V
OMIH-SH-106DM	1-1461373-6	OMIH-SH-106DM	6V
OMIH-SH-105LM	6-1440000-7	OMIH-SH-105LM	5V
OMIH-SH-105DM	1-1461373-5	OMIH-SH-105DM	5V
DESCRIPTION	PART NAME	PART A	PART B

RELAY TYPE

		UV RESIN	UV SEAL	16
		EPOXY RESIN	SEAL	15
UL94 V-0		PBT	CASE	14
CLASS E		UEW	MAGNETIC WIRE	13
UL94 V-0		PBT (F)	BASE	12
UL94 V-0		PBT	BOBBIN	11
	SOLDER DIP	CP WIRE	COIL TERMINAL	10
UL94 V-0		PPS	CARD	9
		Ag ALLOY	MOVABLE CONTACT	8
		Ag ALLOY	STATIONARY CONTACT	7
		Cu ALLOY	HINGE SPRING	6
	SOLDER DIP	Cu ALLOY	STATIONARY TERMINAL	5
	SOLDER DIP	Cu ALLOY	MOVABLE SPRING	4
		STEEL	CORE	3
		STEEL	ARMATURE	2
		STEEL	YOKE	1
INCOMBUSTIBILITY	TREATMENT	MATERIAL	DESCRIPTION	ITEM

THIS DRAWING IS A CONTROLLED DOCUMENT.		DWN Y.Xiao	<div>TE</div> TE Connectivity Ltd.		
		CHK N.Funayama			
DIMENSIONS: mm	TOLERANCES UNLESS OTHERWISE SPECIFIED:	APVD CH.HSU	NAME OMIH CUSTOMER DRAWING		
	0 PLC ± - 1 PLC ± - 2 PLC ± - 3 PLC ± - 4 PLC ± - ANGLES ± -	PRODUCT SPEC —			
MATERIAL —	FINISH —	APPLICATION SPEC —	SIZE A3	CAGE CODE 00779	DRAWING NO C-1-1461373-8
CUSTOMER DRAWING			WEIGHT —	RESTRICTED TO —	SCALE 4:1
			SHEET 2 OF 2		REV F

Mouser Electronics

Authorized Distributor

Click to View Pricing, Inventory, Delivery & Lifecycle Information:

[TE Connectivity:](#)

[7-1440000-1](#)