

REVISIONS					
P	LTR	DESCRIPTION	DATE	DWN	APVD
	B2	REVISED PER ECR-21-122946	07JAN2022	GSK	JB

SPECIFICATIONS:

MATERIALS:
CASE, PPS, UL94 V-0, BROWN
ACTUATOR, NYLON, UL94V-0, SEE P/N TABLE FOR FINISH
COVER, STEEL, TIN FINISH
TERMINAL/FIXED CONTACT, COPPER ALLOY-SILVER FINISH
MOVING CONTACT, STAINLESS STEEL-SILVER FINISH

ELECTRICAL:
MAX CONTACT RATING, 50MILLIAMP@24V DC
MIN CONTACT RATING, 1MICROAMP@1V DC
CONTACT RESISTANCE, 100 MILLIOHMS MAX
INSULATION RESISTANCE, 100 MEGOHM MIN.
DIELECTRIC STRENGTH, 500 V AC FOR 1 MINUTE
LIFE EXPECTANCY, 1,000,000 CYCLES

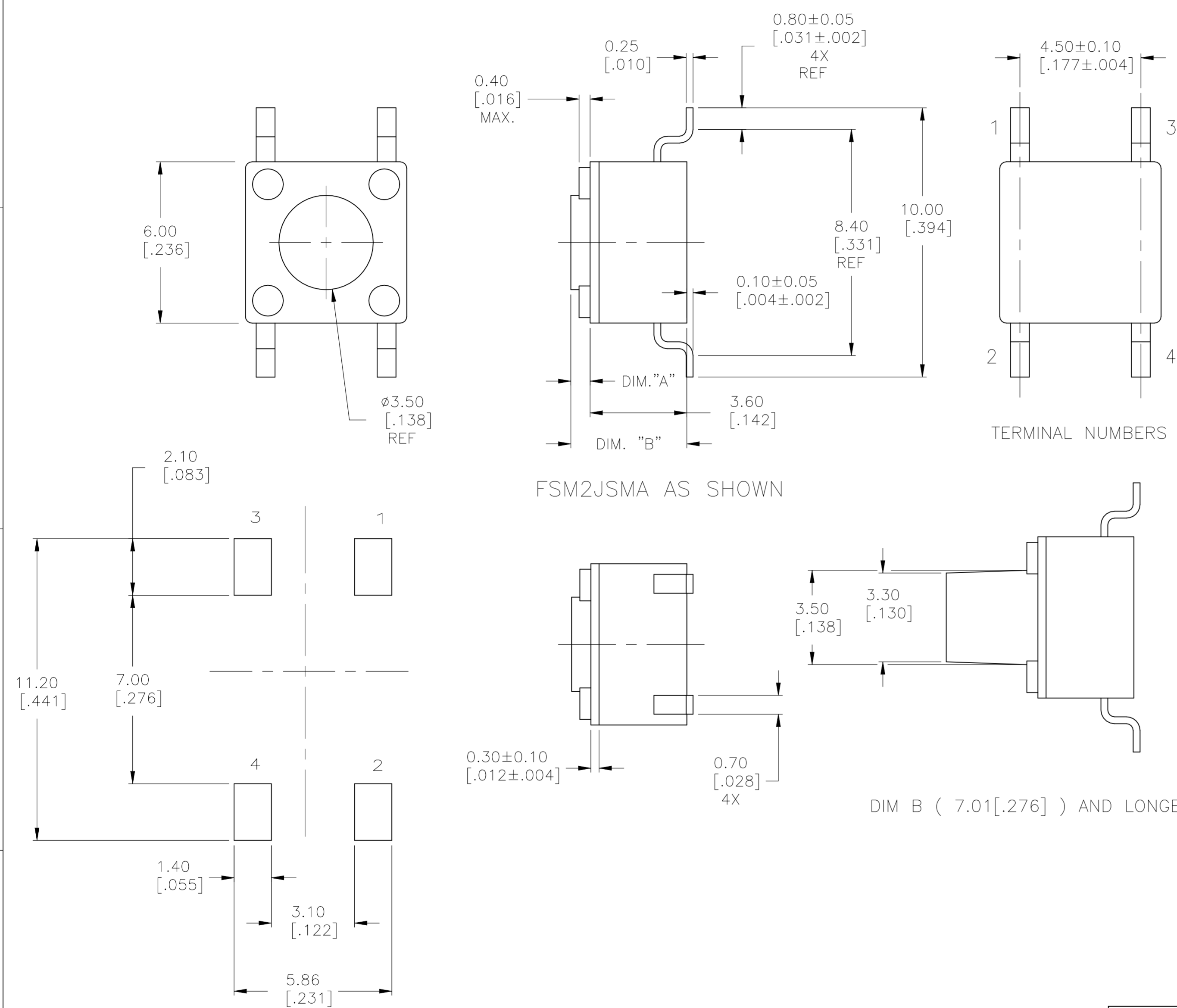
MECHANICAL:
ACTUATION FORCE, SEE P/N TABLE
ACTUATION TRAVEL, 0.25 +0.20/-0.10
LIFE EXPECTANCY, 1,000,000,
(2 CYCLES PER SECOND AND 150% ACTUATION FORCE)


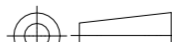
ENVIRONMENTAL:
OPERATING TEMPERATURE, -40 TO +105° C
STORAGE TEMPERATURE, -40 TO +105° C
SOLDERABILITY, EIA-RS-186-9E, OR MIL-STD-202F
RESISTANCE TO SOLDER HEAT, 260° C FOR 10SEC-PER 109-201, COND B
1. NO CHANGE IN INITIAL ELECTRICAL AND MECHANICAL CHARACTERISTICS

NOTES:

- 1
- TAPE AND REEL PACKAGING PER EIA 481.
- 2
- ALL MATERIALS AND FINISHES SHALL COMPLY WITH EU DIRECTIVE 2002/95/EC OF 27JAN2003 (ROHS)

()-INDICATES MOMENTARY POSITION		
CIRCUIT CHARACTERISTICS		
CONTACT POSITION	CIRCUIT DIAGRAM	
OFF	(ON) 1 - 3 2 - 4	



THIS DRAWING IS A CONTROLLED DOCUMENT.		DWN M.BINNER 07NOV2007		 TE Connectivity Ltd.			
DIMENSIONS: mm [INCHES]		CHK M.SARVER 07NOV07					
	TOLERANCES, UNLESS OTHERWISE SPECIFIED:		APVD M.SARVER 07NOV07		NAME MICRO MINIATURE PUSHBUTTON SWITCH FSM JSM		
	0 PLC ± -		PRODUCT SPEC —				
	1 PLC ± -		APPLICATION SPEC —				
	2 PLC ± 0.30[.012]		—				
	3 PLC ± -		SIZE		CAGE CODE		
	4 PLC ± -		DRAWING NO		RESTRICTED TO		
	ANGLES ± 1°		A2		00779		
	MATERIAL —		FINISH —		C=1977223		
		WEIGHT		—			
CUSTOMER DRAWING				SCALE 8:1		SHEET 1 of 3	REV B2

4		3				2				1						
© 2-1437565-7 TE Connectivity. All Rights Reserved.												REVISIONS				
P		LTR		DESCRIPTION						DATE		DWN		APVD		
		-		SEE SHEET 1						-		-		-		

4

3

2

1

© 2-1437565-7 TE Connectivity. All Rights Reserved.

REVISIONS

P	LTR	DESCRIPTION	DATE	DWN	APVD
	-	SEE SHEET 1	-	-	-

PRODUCT KEY

TYPICAL PRODUCT KEY

FSM

2

JSM

L

S

TR

TYPE

FSM

TACTILE SWITCH 6X6mm

ACTUATION LENGTH

2	4.3mm(.169)	8	9.5mm(.374)
4	5.0mm(.196)	14	13.0mm(5.12)
6	7.0mm(.276)		

VERSION

JSM

SURFACE MOUNT VERSION

ACTUATION FORCE

XL	0.7±0.3N (70±3gf)	A	1.6±0.5N (160±50gf)
L	1.0±0.3N (100±3gf)	AA	2.6±0.5N (520±50gf)

SWITCHING DOME

S

STEEL DOME

PACKAGING

BLANK

TR

BULK

TAPE & REEL

1977223

B

A

THIS DRAWING IS A CONTROLLED DOCUMENT.

DIMENSIONS:
mm [INCHES]

MATERIAL
-

TOLERANCES, UNLESS OTHERWISE SPECIFIED:

0	PLC	±	-
1	PLC	±	-
2	PLC	±	0.30[.012]
3	PLC	±	-
4	PLC	±	-
ANGLES		±	1°

FINISH
-

DWN
M.BINNER
07NOV2007

CHK
M.SARVER
07NOV07

APVD
M.SARVER
07NOV07

PRODUCT SPEC
-

APPLICATION SPEC
-

WEIGHT

CUSTOMER DRAWING

TE Connectivity Ltd.

NAME
MICRO MINIATURE PUSHBUTTON SWITCH FSM JSM

SIZE
A2

CAGE CODE
00779

DRAWING NO
C=1977223

RESTRICTED TO
-

SCALE
8:1

SHEET
3 OF 3

REV
B2

1471-9 (1/15)

Mouser Electronics

Authorized Distributor

Click to View Pricing, Inventory, Delivery & Lifecycle Information:

[TE Connectivity:](#)

[1977223-1](#)