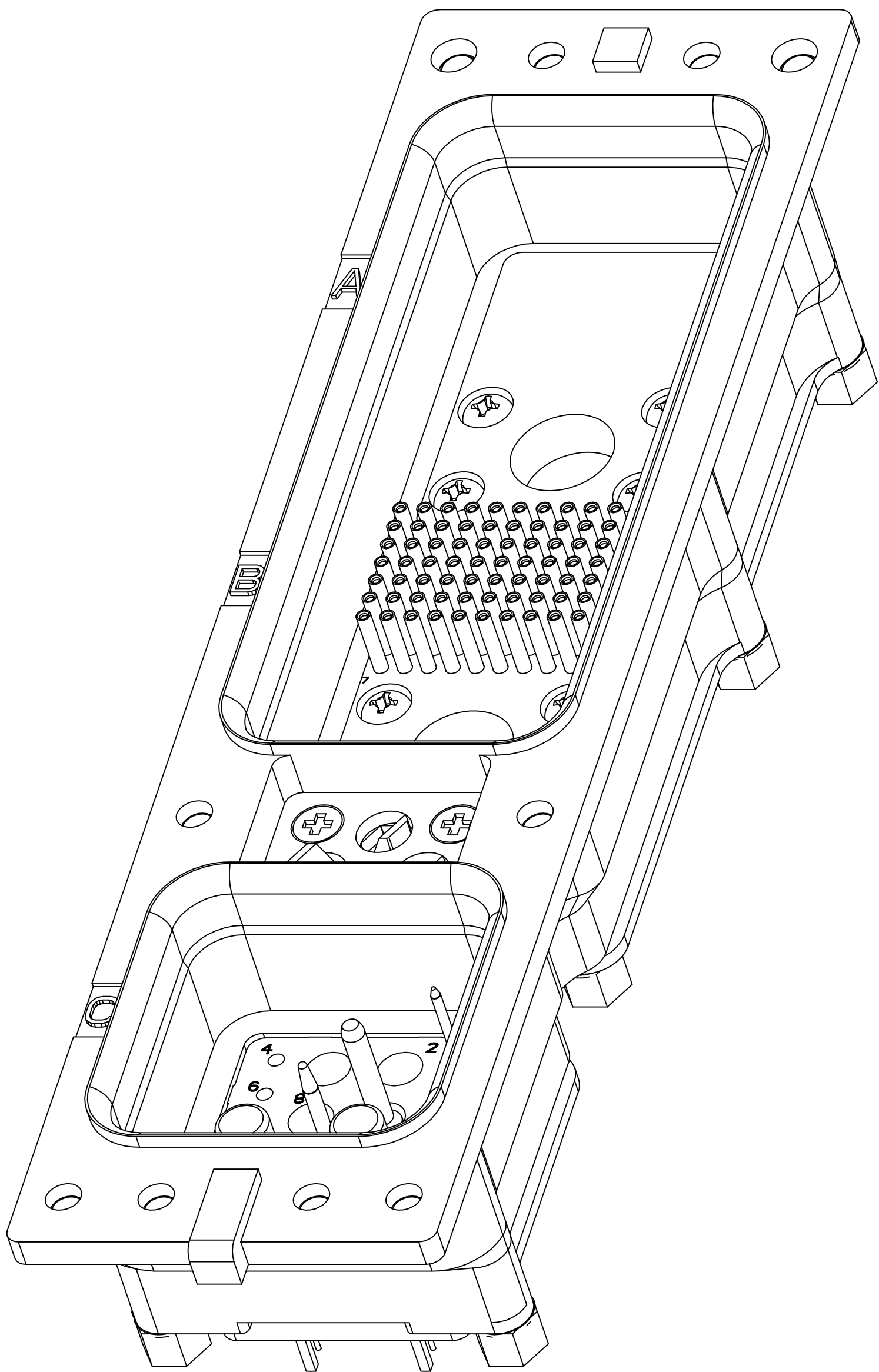


LOC	DIST	REVISIONS					
DF	AO	P	LTR	DESCRIPTION	DATE	DWN	APVD
			F	REV PER ECO 08-025052	10-15-08	CT	KT



1. CONNECTOR DIMENSIONS ARE PER ARINC 600 SPECIFICATION.
2. CONNECTOR IS SUPPLIED WITH A DUST COVER INSTALLED; NOT SHOWN.
3. KEYING SHOWN IN POSITION FOR ILLUSTRATION ONLY.
CONNECTORS SHIPPED WITH KEYING INSTALLED IN POSITION PER TABLE.
FOR POSITION "00" KEYING HARDWARE SHIPPED UNASSEMBLED.
4. CONTACTS NOT SHOWN IN FRONT AND REAR VIEWS FOR CLARITY.

5 DIMENSION TO CONTACT POST IS WITH CONTACTS FULLY SEATED TO REAR OF CONTACT CAVITIES.


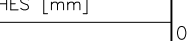
6 THE FOLLOWING CONTACTS AND FILLER PLUGS ARE LOADED IN THIS CONNECTOR:
1757321-1:
MODULE A:
NONE
MODULE B:
P/N 211431-4 (SIZE 22 POSTED CONTACT; QTY = 70)
MODULE C:
P/N 448140-3 (SIZE 12 POSTED CONTACT; QTY = 4) POSITIONS 2, 3, 7 & 8.
P/N 1-448139-1 (SIZE 16 POSTED; QTY = 1) POSITION 11.
P/N 1484205-1 (SIZE 5 FILLER PLUG; QTY = 2) POSITIONS 12 & 13
P/N 1663767-2 (SIZE 20 FILLER PLUG; QTY = 4) POSITIONS 1, 4, 5 & 6.
P/N 1663767-3 (SIZE 16 FILLER PLUG; QTY = 2) POSITIONS 9 & 10.

7 THE FOLLOWING CONTACTS AND FILLER PLUGS ARE LOADED IN THIS CONNECTOR:
1757321-2:
MODULE A:
NONE
MODULE B:
P/N 211431-4 (SIZE 22 POSTED CONTACT; QTY = 70)
MODULE C:
P/N 448140-3 (SIZE 12 POSTED CONTACT; QTY = 1) POSITION 2.
P/N 1-448139-1 (SIZE 16 POSTED; QTY = 2) POSITIONS 9 & 10
P/N 1484205-1 (SIZE 5 FILLER PLUG; QTY = 2) POSITIONS 12 & 13
P/N 1663767-2 (SIZE 20 FILLER PLUG; QTY = 4) POSITIONS 1, 4, 5 & 6.
P/N 1663767-3 (SIZE 16 FILLER PLUG; QTY = 1) POSITION 11.
P/N 1663767-4 (SIZE 12 FILLER PLUG; QTY = 3) POSITIONS 3, 7 & 8.

8. HARDWARE FOR SIZE 1 CONTACTS INCLUDES RETAINER PLATE, P/N 1757721-1, QTY = 1 AND SCREWS, P/N 211558-1, QTY = 4. HARDWARE IS SHOWN ASSEMBLED BUT SHIPPED UNASSEMBLED.

COMPONENT	MATERIAL	FINISH
SHELL	ALUMINUM ALLOY A380 PER ASTM-B-85	ELECTROLESS NICKEL PER MIL-C-26074
RETENTION PLATES	ALUMINUM ALLOY PER ASTM-B-209	ELECTROLESS NICKEL PER MIL-C-26074
PAN HEAD SCREWS AND LOCKWASHERS	STAINLESS STEEL	PASSIVATED
FLAT HEAD SCREWS (FOR KEYING HARDWARE)	STAINLESS STEEL	PASSIVATED
POLARIZING KEYS	ZINC ALLOY PER ASTM-B-86	-
POLARIZING KEY RETAINING PLATE	ALUMINUM ALLOY PER ASTM-B-209	BLUE ANODIZED PER MIL-A-8625
INSERTS AND RETAINER PLATE FOR SIZE 1	ALUMINUM ALLOY PER ASTM-B-209	ELECTROLESS NICKEL PER MIL-C-26074
71C1 & 13C2 INSERTS	THERMOSET OR THERMOPLASTIC PPS PER MIL-M-24519	-
STANDOFF	STAINLESS STEEL	PASSIVATED

01		1757321-2
01		1757321-1
KEYING POSITION	CONTACTS INCLUDED AND INSTALLED	PART NUMBER

THIS DRAWING IS A CONTROLLED DOCUMENT.		DWN C.C. THOMAS 9-6-04 CHK K. HOGAN 9-6-04 APP'D K. HOGAN 9-6-04		 Tyco Electronics Corporation Harrisburg, PA 17105-3608	
DIMENSIONS: INCHES [mm]		TOLERANCES, UNLESS OTHERWISE SPECIFIED:		NAME	
		0 PLG ± - 1 PLG ± - 2 PLG ± - 3 PLG ± .005 [0.13] 4 PLG ± - ANGLES ± ± - FINISH		RCPT ASSY, SIZE 2, ARINC 600 (C2/71C1/13C2) -	
MATERIAL		WEIGHT		SIZE CAGE CODE DRAWING NO A1 00779 C-1757321	
SEE TABLE		SEE TABLE		RESTRICTED TO	
CUSTOMER DRAWING					
SCALE 3:2 SHEET 1 OF 2 REV F					

D

C

B

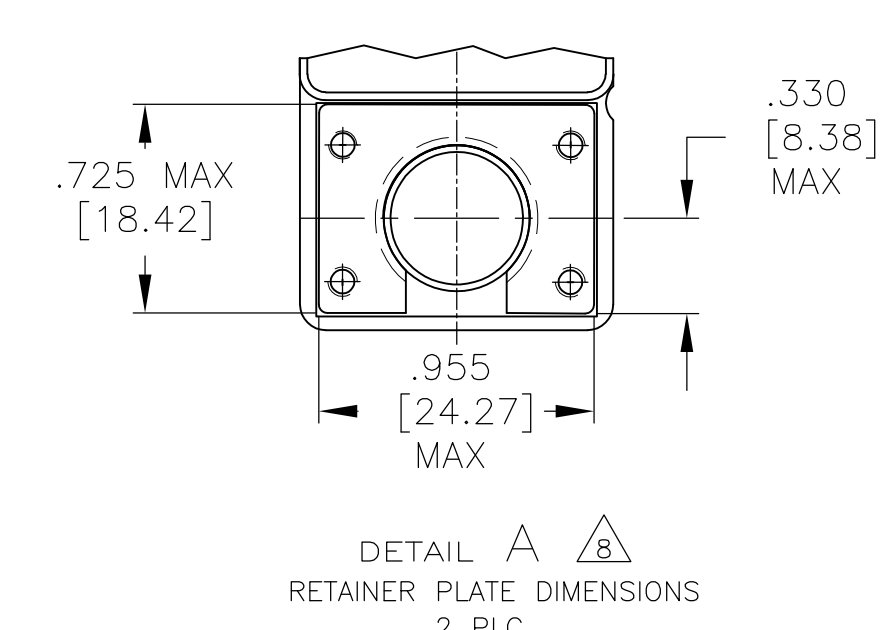
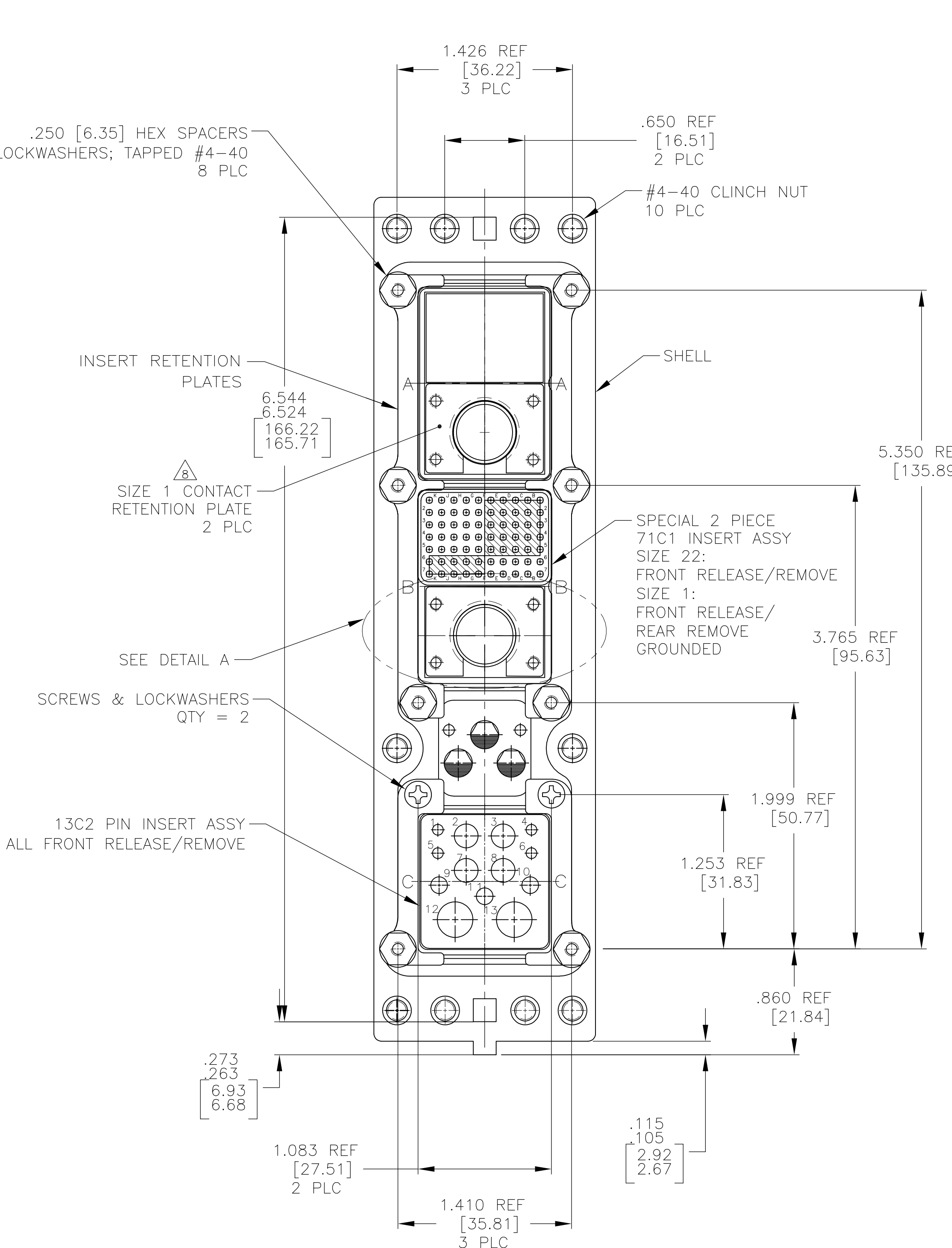
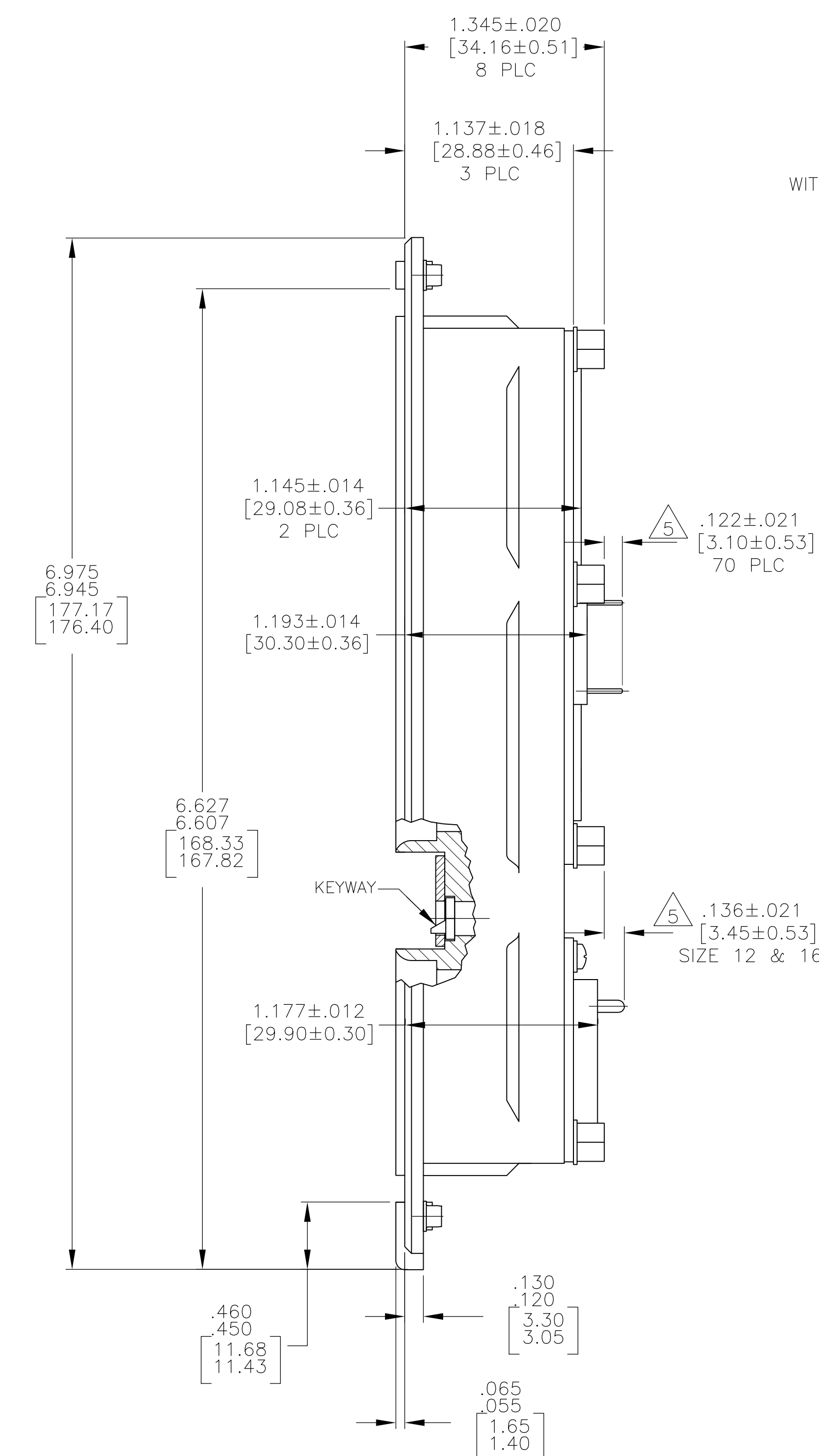
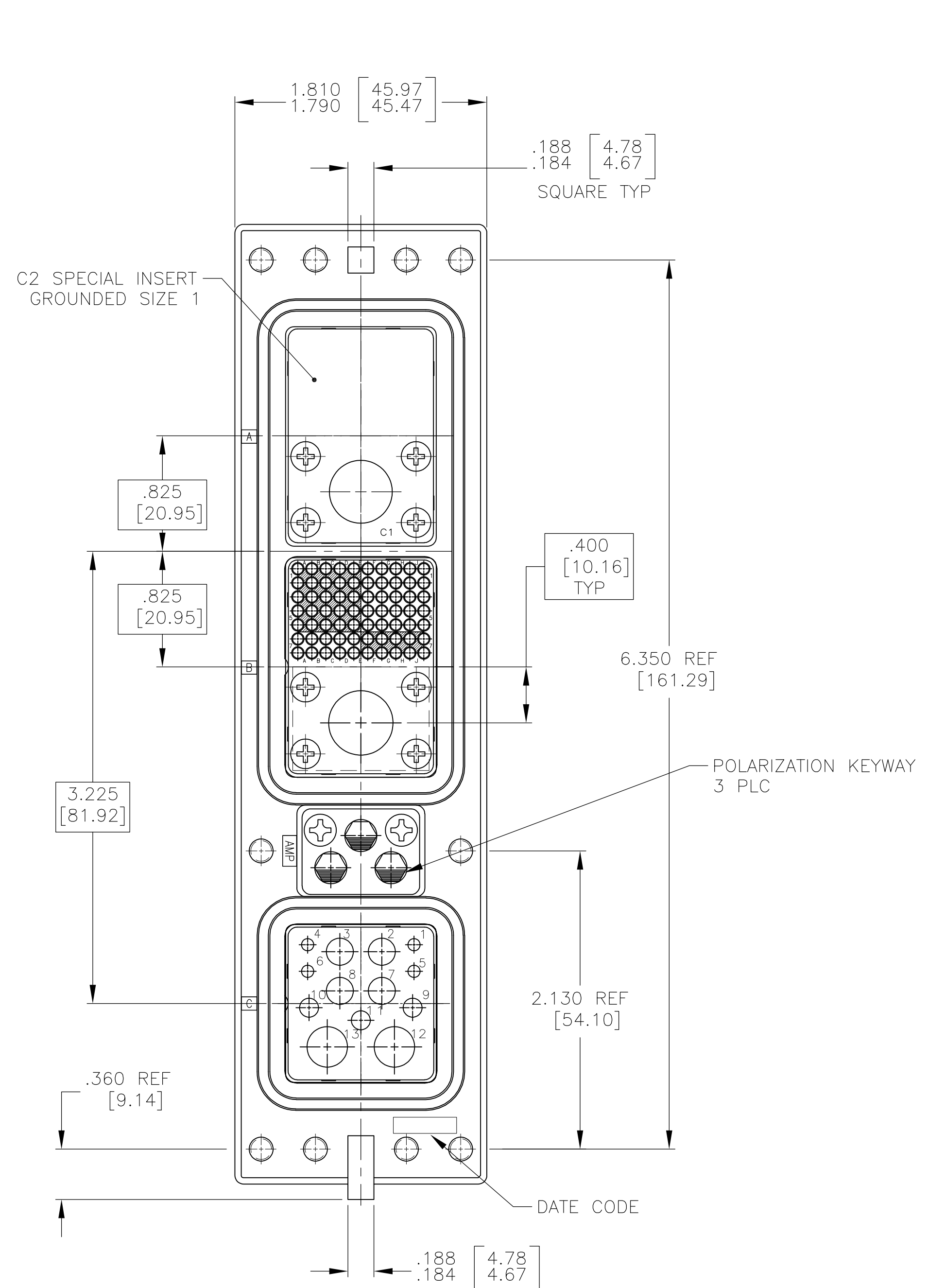
A

D

C

B

A



THIS DRAWING IS A CONTROLLED DOCUMENT.		DWN C.C.THOMAS 9-6-04	Tyco Electronics Corporation Harrisburg, Pa 17105-3608	
DIMENSIONS: INCHES [mm]		CHK K.HOGAN 9-6-04	NAME	
TOLERANCES UNLESS OTHERWISE SPECIFIED:		APVD K.HOGAN 9-6-04	RCPT ASSY, SIZE 2, ARINC 600 (C2/71C1/13C2)	
0 PLC ± -		PRODUCT SPEC	SIZE	
1 PLC ± -		APPLICATION SPEC	CAGE CODE	
2 PLC ± -		WEIGHT	DRAWING NO	
3 PLC ± .005 [0.13]			RESTRICTED TO	
4 PLC ± -			A1 00779	
ANGLES ± -			C=1757321	
FINISH			CUSTOMER DRAWING	
MATERIAL SEE TABLE			SCALE 3:2 SHEET 2 OF 2 REV F	

Mouser Electronics

Authorized Distributor

Click to View Pricing, Inventory, Delivery & Lifecycle Information:

[TE Connectivity:](#)

[1663767-2](#) [1663767-3](#) [1663767-4](#)