



	6	8.4±0.1 [.33±.004]	13.8 [.54]	5-1586041-6
	2		5.4 [.21]	1586041-2
	4	4.2±0.1 [.17±.004]	9.6 [.38]	1586041-4
	6	8.4±0.1 [.33±.004]	13.8 [.54]	1586041-6
	8	12.6±0.1 [.50±.004]	18.0 [.71]	1586041-8
	10	16.8±0.1 [.66±.004]	22.2 [.87]	1-1586041-0
	12	21.0±0.2 [.83±.008]	26.4 [1.04]	1-1586041-2
	14	25.2±0.2 [.99±.008]	30.6 [1.21]	1-1586041-4
	16	29.4±0.2 [1.16±.008]	34.8 [1.37]	1-1586041-6
	18	33.6±0.2 [1.32±.008]	39.0 [1.54]	1-1586041-8
	20	37.8±0.2 [1.49±.008]	43.2 [1.70]	2-1586041-0
	22	42.0±0.2 [1.65±.008]	47.4 [1.87]	2-1586041-2
	24	46.2±0.2 [1.82±.008]	51.6 [2.03]	2-1586041-4
REMARKS	POS	A	B±0.35[±.01]	PART NUMBER

THIS DRAWING IS A CONTROLLED DOCUMENT.		DWN S. HOOVER 18-SEP-2002 CHK D. COLEY 18-SEP-2002 APVD D. COLEY 18-SEP-2002		 TE Connectivity			
DIMENSIONS: mm [INCHES]		TOLERANCES UNLESS OTHERWISE SPECIFIED:		NAME RIGHT ANGLE HEADER, WITHOUT PEGS VAL-U-LOK(TM)			
		PRODUCT SPEC 108-2112 APPLICATION SPEC 114-13172					
MATERIAL 		FINISH 					
		WEIGHT —		SIZE A2	CAGE CODE 00779	DRAWING NO C=1586041	RESTRICTED TO —
CUSTOMER DRAWING				SCALE N/A	SHEET 1 of 1	REV B6	

Mouser Electronics

Authorized Distributor

Click to View Pricing, Inventory, Delivery & Lifecycle Information:

[TE Connectivity:](#)

[1-1586041-2](#)