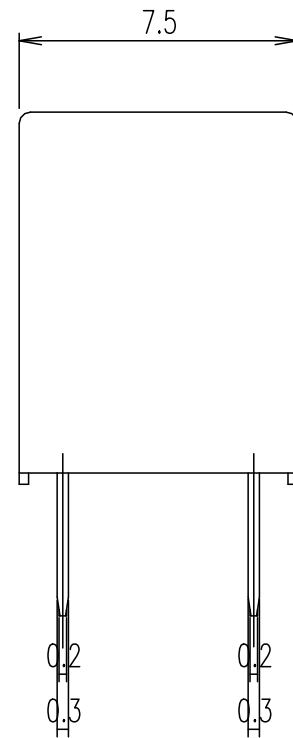
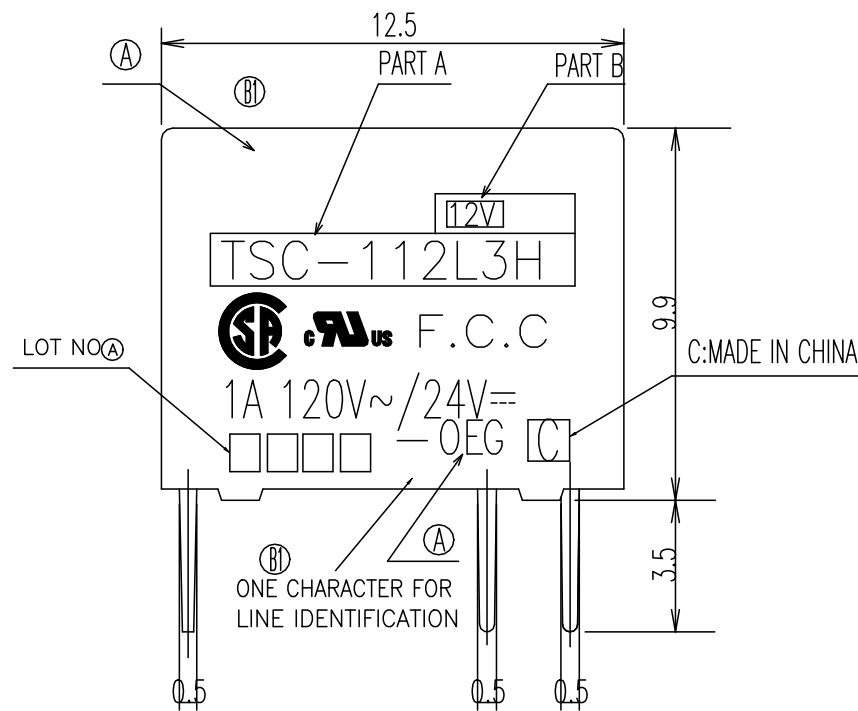
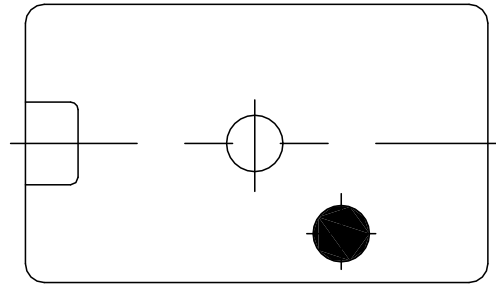
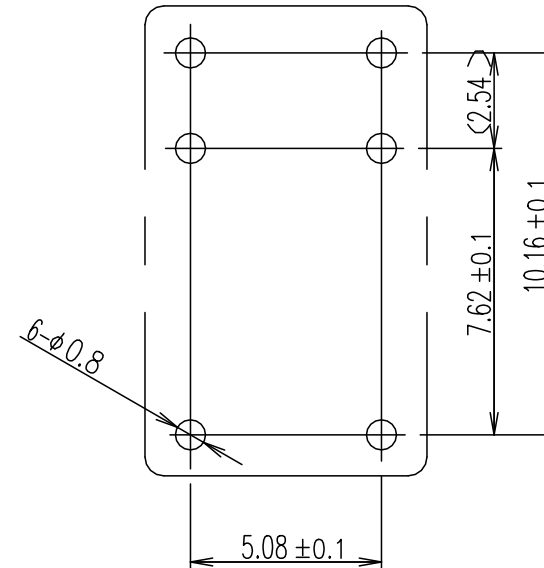


REVISIONS

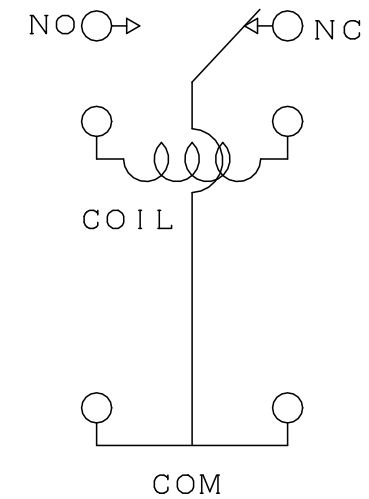
P	LTR	DESCRIPTION	DATE	DWN	APVD
	C	ADD RIBS	ECO-11-018616	05-JAN-21	XN.Z S.C



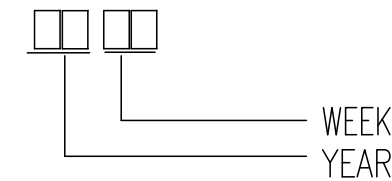
DRILLING DIAGRAM (BOTTOM VIEW)



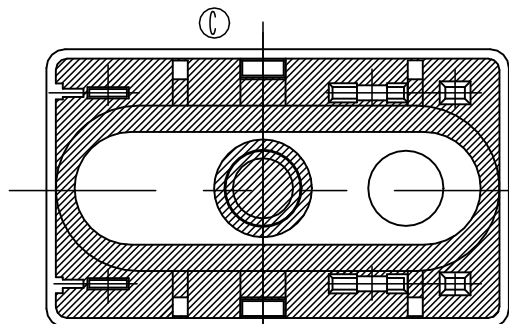
CONNECTION DIAGRAM (BOTTOM VIEW)


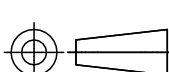


- NOTES:
- 1.LOT NO. SYSTEM AS FOLLOWING:



- 2.TERMINAL DIMENSIONS BEFORE SOLDER DIP
- 3.FOR THE TIN-PLATING OF THE PINS:  
+0.1mm FOR WIDTH, THICKNESS AND DIAMETER  
+0.5mm FOR LENGTH



THIS DRAWING IS A CONTROLLED DOCUMENT.		DWN N.FUNAYAMA		<div> TE Connectivity Ltd.</div>									
		CHK H.SASAKI											
DIMENSIONS: mm		TOLERANCES UNLESS OTHERWISE SPECIFIED:		NAME									
		APVD A.NAGAI		TSC SPECIA; L TYPE									
		PRODUCT SPEC —											
		APPLICATION SPEC —		SIZE		CAGE CODE		DRAWING NO		RESTRICTED TO			
MATERIAL —		FINISH —		WEIGHT 0		A3		00779		C-1461185		—	
CUSTOMER DRAWING								SCALE 5:1		SHEET 1 OF 2		REV C	

REVISIONS

P	LTR	DESCRIPTION	DATE	DWN	APVD
	-	SEE SHEET 1	-	-	-

GENERAL TOLERANCE


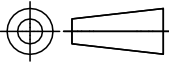

DIAGRAM DIMENSION	TOLERANCE
0.99mm max.	±0.1mm
1 - 2.99mm	±0.2mm
3mm min.	±0.3mm



n	5-1440007-3	TSC-124D3H	24V	108-79510	ACTIVE
m	1461185-4	TSC-118D3H	18V	108-79509	OBSOLETE
l	2-1419130-1	TSC-112D3H	12V	108-79508	ACTIVE
k	1461185-3	TSC-109D3H	9V	108-79507	OBSOLETE
j	1-1419130-4	TSC-106D3H	6V	108-79506	OBSOLETE
i	1-1419130-0	TSC-105D3H	5V	108-79505	ACTIVE
h	1461185-2	TSC-103D3H	3V	108-79504	OBSOLETE
g	2-1419130-8	TSC-124L3H	24V	108-79503	ACTIVE
f	1461185-1	TSC-118L3H	18V	108-79502	OBSOLETE
e	2-1419130-4	TSC-112L3H	12V	108-79501	ACTIVE
d	1-1419130-8	TSC-109L3H	9V	108-79500	ACTIVE
c	1-1419130-5	TSC-106L3H	6V	108-79499	OBSOLETE
b	1-1419130-2	TSC-105L3H	5V	108-79498	ACTIVE
a	5-1440007-2	TSC-103L3H	3V	108-79497	ACTIVE
No.	TE PART NO.	PART A	PART B	PRODUCT SPEC NO	STATUS

RELAY TYPE

			UV SEAL (FOR SEALED TYPE)	15
		EPOXY RESIN	SEAL (CASE&BASE) MIX	14
	SOLDER DIP	Cu ALLOY	COIL TERMINAL	13
94V-0		PBT	BOBBIN	12
		UEW	MAGNETIC WIRE	11
94V-0		PBT	CASE	10
	Ni P	STEEL	YOKE	9
	Ni P	STEEL	ARMATURE	8
	Ni P	STEEL	CORE	7
	SOLDER DIP	Cu ALLOY	MOVABLE SPRING	6
	SOLDER DIP	Cu ALLOY	B TERMINAL	5
	SOLDER DIP	Cu ALLOY	M TERMINAL	4
	GS CLAD	Ag ALLOY	MOVABLE CONTACT	3
	GS CLAD	Ag ALLOY	B CONTACT	2
	GS CLAD	Ag ALLOY	M CONTACT	1
UL-94	FINISH	MATERIAL	DESCRIPTION	ITEM

THIS DRAWING IS A CONTROLLED DOCUMENT.		DWN N.FUNAYAMA		<div>TE Connectivity Ltd.</div>					
<div><div>DIMENSIONS: mm</div><div></div></div>		CHK H.SASAKI						NAME  TSC SPECIA;L TYPE	
		APVD A.NAGAI							
		PRODUCT SPEC —							
<div><div>MATERIAL —</div><div></div></div>		APPLICATION SPEC —		SIZE A3		CAGE CODE 00779	DRAWING NO C-1461185	RESTRICTED TO —	
		WEIGHT —		CUSTOMER DRAWING		SCALE 5:1		SHEET 2 of 2	REV C

# Mouser Electronics

Authorized Distributor

Click to View Pricing, Inventory, Delivery & Lifecycle Information:

[TE Connectivity:](#)

[TSC-112L3H,000](#)