THIS DRAWING IS UNPUBLISHED. RELEASED FOR PUBLICATION 2009
© COPYRIGHT 2009 - ALL RIGHTS RESERVED.

LOC	DIST
A1	-

REVISIONS

P	LTR	DESCRIPTION	DATE	DWN	APVD
	C10	NOTE 6 ADDED. ECR-15-007039	06MAY2015	Abr	Brun
	C11	See PCN E-19-011079	09DEC2019	MAH.	BERG
	C12	See PCN E-20-001102	03SEP2020	MAH.	BERG
	C13	See PCN E-20-016678	12AUG2021	FRAN	BERG

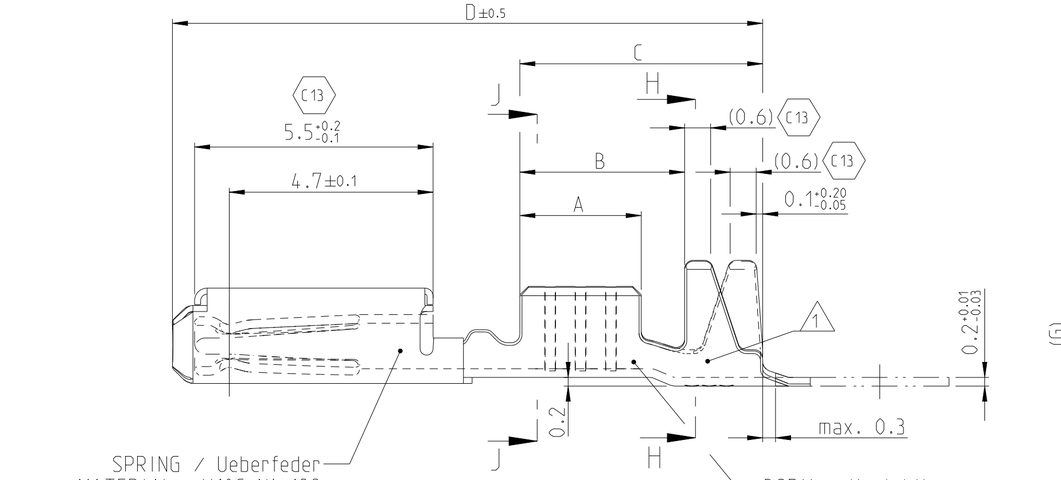

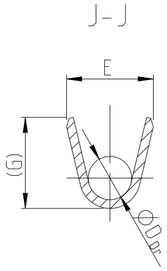

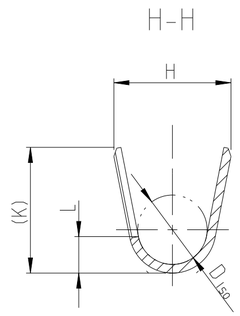

SILVER / GOLD VERSION
Versilberte / vergoldete Ausfuehrung

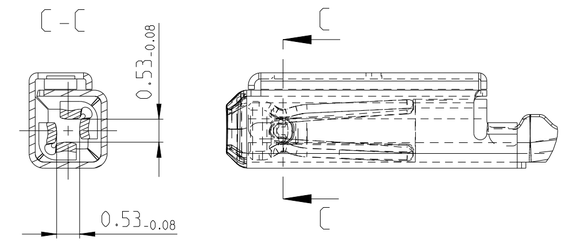

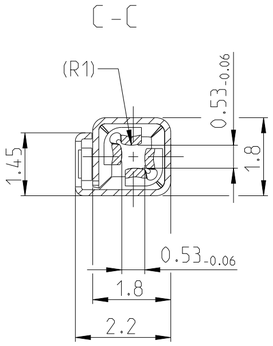

DESIGN/Ausfuehrung
2

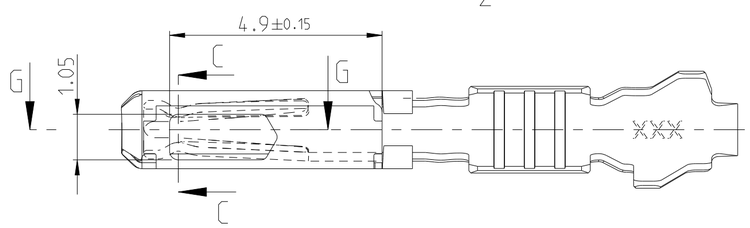

DESIGN/Ausfuehrung
1

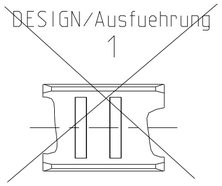

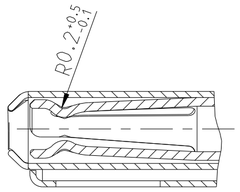

G-G
WITHOUT SPRING
ohne Ueberfeder

DESIGN/Ausfuehrung
3

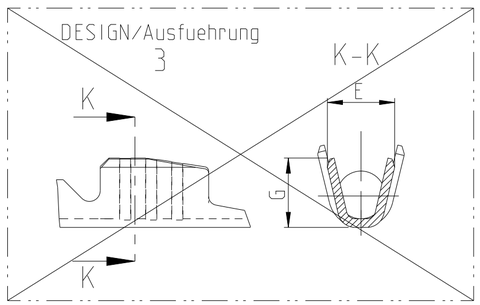

(C13)

5-968221-6		A	7 ~~968221-6~~	A	0.5-0.75	Ag	A = 2.8 B = 3.8 C = 5.6 D = 13.7	E = 2 G = 2 D_{Dr} = 1	H= 2.7 K= 2.9 L = 0.7 D_{Iso} = 1.6
5-968221-5		A	7 ~~968221-5~~	C		Au			
5-968221-1		A	7 ~~968221-1~~	C		Sn			
5-968220-6		A	7 ~~968220-6~~	C	0.25-0.35	Ag	A = 2.5 B = 3.6 C = 5.6 D = 13.7	E = 1.8 G = 1.8 D_{Dr} = 0.8	H= 2.3 K= 2.3 L = 0.6 D_{Iso}= 1.4
5-968220-5		A	7 ~~968220-5~~	C		Au			
5-968220-1		A	7 ~~968220-1~~	C		Sn			
	~~2208453-6~~	A			0.08-0.22	Ag	A = 2.5 B = 3.7 C = 5.4 D = 13.7	E = 1.6 G = 1.6	H = 2 K = 1.9 D_{Iso}= 1.1
	2208453-5	A				Au			
	~~2208453-1~~	A				Sn			
ODER NO. DESIGN Bestell-Nr. Ausfuehrung 2	ODER NO. DESIGN Bestell-Nr. Ausfuehrung 3	REV.	ODER NO. DESIGN Bestell-Nr. Ausfuehrung 1 5	REV.	WIRE SIZE RANGE DGB mm²	SURFACE Oberflaeche	LENGTH Laenge	WIRE CRIMP Drahtcrimp	INSU. CRIMP Iso' crimp
							DIMENSIONS/ Abmessungen mm		

NOTES
Bemerkungen

1 DATE-CODE (WEK/YEAR (E.G. WEEK NUMBER 30/ YEAR 2011)
AND TE REVISION (E.G. REV. A)
Datumscode (Woche / Jahr, z.B. KW30/ Jahr 2011)
und TE-Revision (z.B.Rev.A)

2 SUITABLE FOR PIN CONTACT SEE DRAWING: TE: 929453
Passend zu Stiftkontakt siehe Zeichnung: TE: 929453

3 DETAILS OF DESIGN ARE LEFT TO MANUFACTURER
Einzelheiten der Ausfuehrung bleiben dem Hersteller ueberlassen

4 FOR FLR-CONDUCTOR ACCORDING TO DIN 72551-6 ONLY
Nur fuer FLR-Leitung nach DIN 72551, Teil 6

5 NOT FOR NEW APPLICATION
nicht fuer Neuanwendung

6 Bei doppelt fallenden Werkzeugen wird die erste Ueberfeder
mit einer Kennzeichnung "-" versehen
WITH DOUBLE OUT DIES THE FIRST SPRING WILL BE PROVIDED
WITH AN INDICATION "-"

7 Varianten von Design1 werden durch die entsprechenden Versionen von
Design2 ersetzt
VARIANTS OF DESIGN1 ARE SUPERSEDED BY CORRESPONDING VERSIONS
OF DESIGN2

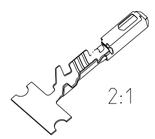

THIS DRAWING IS A CONTROLLED DOCUMENT.

DIMENSIONS: mm

TOLERANCES UNLESS OTHERWISE SPECIFIED:
0 PLC ±
1 PLC ±
2 PLC ± ±0.2
3 PLC ±
4 PLC ±
ANGLES ± 1°

MATERIAL -
FINISH -

DWN Abraham.G. 06AUG2003
CHK Kampmann.H. 07AUG2003
APVD -
PRODUCT SPEC 108-18030
APPLICATION SPEC 114-18021
WEIGHT -

TE Connectivity

NAME
MQS CLEAN BODY
Productgroup Drawing Socket Contact
Produktgruppenzeichnung, Buchsenkontakt

SIZE	CAGE CODE	DRAWING NO	RESTRICTED TO
A2	00779	C-1355900	-

CUSTOMER DRAWING | SCALE 10:1 | SHEET 1 OF 1 | REV C13

Mouser Electronics

Authorized Distributor

Click to View Pricing, Inventory, Delivery & Lifecycle Information:

TE Connectivity:

5-968220-6