© – TE Connectivity. All Rights Reserved.

REVISIONS					
P	LTR	DESCRIPTION	DATE	DWN	APVD
	F	RESIN SUPPLIER CHANGE FOR THE HOUSING	09NOV2021	SCB	KJK

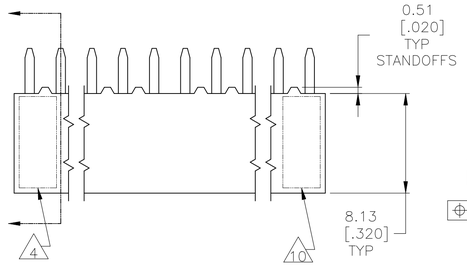

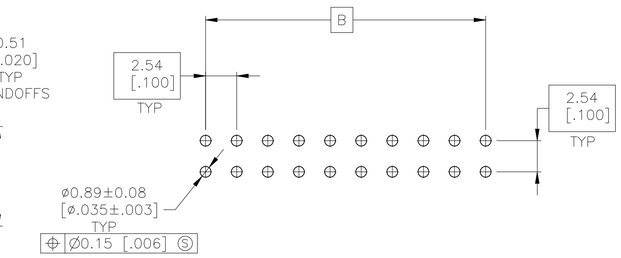

RECOMENDED PC BOARD HOLE PATTERN
PC BOARD THICKNESS 1.57[.062]

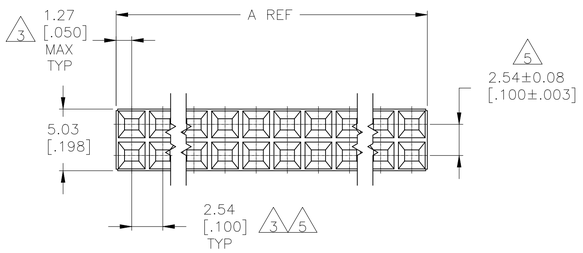

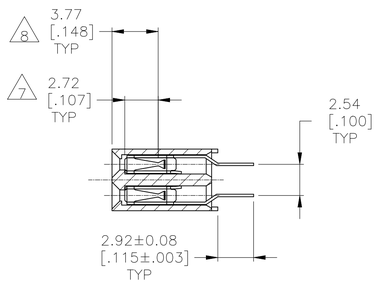

1. HOUSING: FLAME RETARDANT, GLASS FILLED, THERMOPLASTIC, COLOR: BLACK.
   CONTACT: PHOSPHOR BRONZE
2. CONTACT: DUPLEX PLATED 0.76µm[.000030] GOLD IN CONTACT AREA, 3.81–7.62µm[.000150–.000300] BRIGHT TIN–LEAD ON LEADS ALL OVER 1.27µm[.000050] MIN NICKEL
3. THESE DIMENSIONS PERTAIN TO CAVITIY CENTERLINES ONLY–NOT TO CONTACT LOACATIONS
4. PART NUMBER AND DATE CODE ARE MARKED IN APPROXIMATE LOCATION SHOWN.
5. TOLERANCE IS NON–CUMULATIVE.
6. 2 POSITION DATE CODE IS MARKED OPPOSITE SIDE OF TYCO LOGO.
7. POINT–OF–MEASUREMENT DIMENSION FOR PLATING THICKNESS (INSIDE CONTACT BEAM).
8. POINT–OF–CONTACT DIMENSION.
9. NO PART NUMBER MARKING REQUIRED FOR THIS PART.
10. TYCO LOGO AND CSA LOGO ARE MOLDED INTO HOUSING.
11. CONTACT: DUPLEX PLATED 0.76µm[.000030] GOLD IN CONTACT AREA, 3.81–7.62µm[.000150–.000300] MATTE TIN ON LEADS, ALL OVER 1.27µm[.000050] MINIMUM NICKEL
12. ROHS 2002/95/EC COMPLIANT.
13. OBSOLETE PARTS: OBSOLETE CIS STREAMLINING PER D.RENAUD/D.SINISI

FINISH	B	A	NO OF POSN	PART NUMBER	FINISH	B	A	NO OF POSN	PART NUMBER
11	99.06[3.900]	101.60[4.000]	80	12 ~~9–1017008–0~~ 13	2	99.06[3.900]	101.60[4.000]	80	~~4–1017008–0~~ 13
11	96.52[3.800]	99.06[3.900]	78	12 ~~8–1017008–9~~ 13	2	96.52[3.800]	99.06[3.900]	78	~~3–1017008–9~~ 13
11	93.98[3.700]	96.52[3.800]	76	12 ~~8–1017008–8~~ 13	2	93.98[3.700]	96.52[3.800]	76	~~3–1017008–8~~ 13
11	91.44[3.600]	93.98[3.700]	74	12 ~~8–1017008–7~~ 13	2	91.44[3.600]	93.98[3.700]	74	~~3–1017008–7~~ 13
11	88.90[3.500]	91.44[3.600]	72	12 ~~8–1017008–6~~ 13	2	88.90[3.500]	91.44[3.600]	72	~~3–1017008–6~~ 13
11	86.36[3.400]	88.90[3.500]	70	12 ~~8–1017008–5~~ 13	2	86.36[3.400]	88.90[3.500]	70	~~3–1017008–5~~ 13
11	83.82[3.300]	86.36[3.400]	68	12 ~~8–1017008–4~~ 13	2	83.82[3.300]	86.36[3.400]	68	~~3–1017008–4~~ 13
11	81.28[3.200]	83.82[3.300]	66	12 ~~8–1017008–3~~ 13	2	81.28[3.200]	83.82[3.300]	66	~~3–1017008–3~~ 13
11	78.74[3.100]	81.28[3.200]	64	12 ~~8–1017008–2~~ 13	2	78.74[3.100]	81.28[3.200]	64	~~3–1017008–2~~ 13
11	76.20[3.000]	78.74[3.100]	62	12 ~~8–1017008–1~~ 13	2	76.20[3.000]	78.74[3.100]	62	~~3–1017008–1~~ 13
11	73.66[2.900]	76.20[3.000]	60	12 ~~8–1017008–0~~ 13	2	73.66[2.900]	76.20[3.000]	60	~~3–1017008–0~~ 13
11	71.12[2.800]	73.66[2.900]	58	12 ~~7–1017008–9~~ 13	2	71.12[2.800]	73.66[2.900]	58	2–1017008–9
11	68.58[2.700]	71.12[2.800]	56	12 ~~7–1017008–8~~ 13	2	68.58[2.700]	71.12[2.800]	56	~~2–1017008–8~~ 13
11	66.04[2.600]	68.58[2.700]	54	12 ~~7–1017008–7~~ 13	2	66.04[2.600]	68.58[2.700]	54	~~2–1017008–7~~ 13
11	63.50[2.500]	66.04[2.600]	52	12 ~~7–1017008–6~~ 13	2	63.50[2.500]	66.04[2.600]	52	~~2–1017008–6~~ 13
11	60.96[2.400]	63.50[2.500]	50	12 ~~7–1017008–5~~ 13	2	60.96[2.400]	63.50[2.500]	50	~~2–1017008–5~~ 13
11	58.42[2.300]	60.96[2.400]	48	12 ~~7–1017008–4~~ 13	2	58.42[2.300]	60.96[2.400]	48	~~2–1017008–4~~ 13
11	55.88[2.200]	58.42[2.300]	46	12 ~~7–1017008–3~~ 13	2	55.88[2.200]	58.42[2.300]	46	~~2–1017008–3~~ 13
11	53.34[2.100]	55.88[2.200]	44	12 ~~7–1017008–2~~ 13	2	53.34[2.100]	55.88[2.200]	44	~~2–1017008–2~~ 13
11	50.80[2.000]	53.34[2.100]	42	12 ~~7–1017008–1~~ 13	2	50.80[2.000]	53.34[2.100]	42	~~2–1017008–1~~ 13
11	45.72[1.800]	48.26[1.900]	38	12 ~~7–1017008–0~~ 13	2	45.72[1.800]	48.26[1.900]	38	~~2–1017008–0~~ 13
11	43.18[1.700]	45.72[1.800]	36	12 ~~6–1017008–9~~ 13	2	43.18[1.700]	45.72[1.800]	36	~~1–1017008–9~~ 13
11	40.64[1.600]	43.18[1.700]	34	12 ~~6–1017008–8~~ 13	2	40.64[1.600]	43.18[1.700]	34	~~1–1017008–8~~ 13
11	38.10[1.500]	40.64[1.600]	32	12 ~~6–1017008–7~~ 13	2	38.10[1.500]	40.64[1.600]	32	~~1–1017008–7~~ 13
11	35.56[1.400]	38.10[1.500]	30	12 ~~6–1017008–6~~ 13	2	35.56[1.400]	38.10[1.500]	30	~~1–1017008–6~~ 13
11	33.02[1.300]	35.56[1.400]	28	12 ~~6–1017008–5~~ 13	2	33.02[1.300]	35.56[1.400]	28	~~1–1017008–5~~ 13
11	30.48[1.200]	33.02[1.300]	26	12 ~~6–1017008–4~~ 13	2	30.48[1.200]	33.02[1.300]	26	~~1–1017008–4~~ 13
11	27.94[1.100]	30.48[1.200]	24	12 ~~6–1017008–3~~ 13	2	27.94[1.100]	30.48[1.200]	24	~~1–1017008–3~~ 13
11	25.40[1.000]	27.94[1.100]	22	12 ~~6–1017008–2~~ 13	2	25.40[1.000]	27.94[1.100]	22	~~1–1017008–2~~ 13
11	22.86[.900]	25.40[1.000]	20	12 ~~6–1017008–1~~ 13	2	22.86[.900]	25.40[1.000]	20	~~1–1017008–1~~ 13
11	20.32[.800]	22.86[.900]	18	12 ~~6–1017008–0~~ 13	2	20.32[.800]	22.86[.900]	18	~~1–1017008–0~~ 13
11	17.78[.700]	20.32[.800]	16	12 ~~5–1017008–9~~ 13	2	17.78[.700]	20.32[.800]	16	~~1017008–9~~ 13
11	15.24[.600]	17.78[.700]	14	12 ~~5–1017008–8~~ 13	2	15.24[.600]	17.78[.700]	14	~~1017008–8~~ 13
11	12.70[.500]	15.24[.600]	12	12 ~~5–1017008–7~~ 13	2	12.70[.500]	15.24[.600]	12	~~1017008–7~~ 13
9 11	10.16[.400]	12.70[.500]	10	12 ~~5–1017008–6~~ 13	2	10.16[.400]	12.70[.500]	10	9 1017008–6
9 11	7.62[.300]	10.16[.400]	8	12 ~~5–1017008–5~~ 13	2	7.62[.300]	10.16[.400]	8	9 ~~1017008–5~~ 13
9 11	5.08[.200]	7.62[.300]	6	12 ~~5–1017008–4~~ 13	2	5.08[.200]	7.62[.300]	6	9 ~~1017008–4~~ 13
9 11	2.54[.100]	5.08[.200]	4	12 ~~5–1017008–3~~ 13	2	2.54[.100]	5.08[.200]	4	9 ~~1017008–3~~ 13
6 9 11		2.54[.100]	2	12 ~~5–1017008–2~~ 13	2		2.54[.100]	2	9 6 ~~1017008–2~~ 13
11	48.26[1.900]	50.80[2.000]	40	12 ~~5–1017008–1~~ 13	2	48.26[1.900]	50.80[2.000]	40	~~1017008–1~~ 13

THIS DRAWING IS A CONTROLLED DOCUMENT.

DIMENSIONS: mm [INCHES]

TOLERANCES UNLESS OTHERWISE SPECIFIED:
0 PLC ± –
1 PLC ± –
2 PLC ± –
3 PLC ± 0.13 [.005]
4 PLC ± –
ANGLES ± –

MATERIAL 1
FINISH 2 11

DWN T. SHUEY 18SEP2001
CHK H. ROSE 10NOV97
APVD H. ROSE 10NOV97
PRODUCT SPEC 108–25022
APPLICATION SPEC 114–25018
WEIGHT –

TE Connectivity

NAME ASSEMBLY,MOD II,DOUBLE ROW, .100 X .100,VERTICAL MOUNTED, CLOSED ENTRY,SHORT PT CONTACTS

SIZE A1 | CAGE CODE 00779 | DRAWING NO C–1017008 | RESTRICTED TO –

CUSTOMER DRAWING | SCALE 4:1 | SHEET 1 OF 1 | REV F

4805 (1/15)

Mouser Electronics

Authorized Distributor

Click to View Pricing, Inventory, Delivery & Lifecycle Information:

TE Connectivity:

2-1017008-9