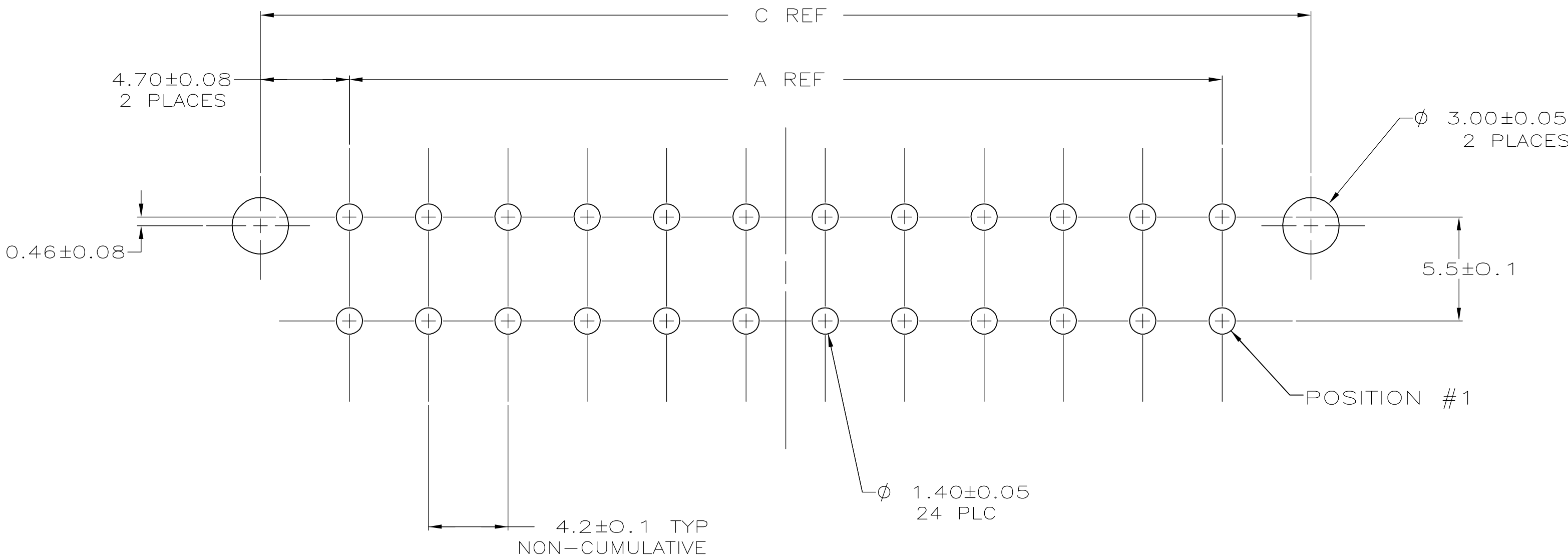
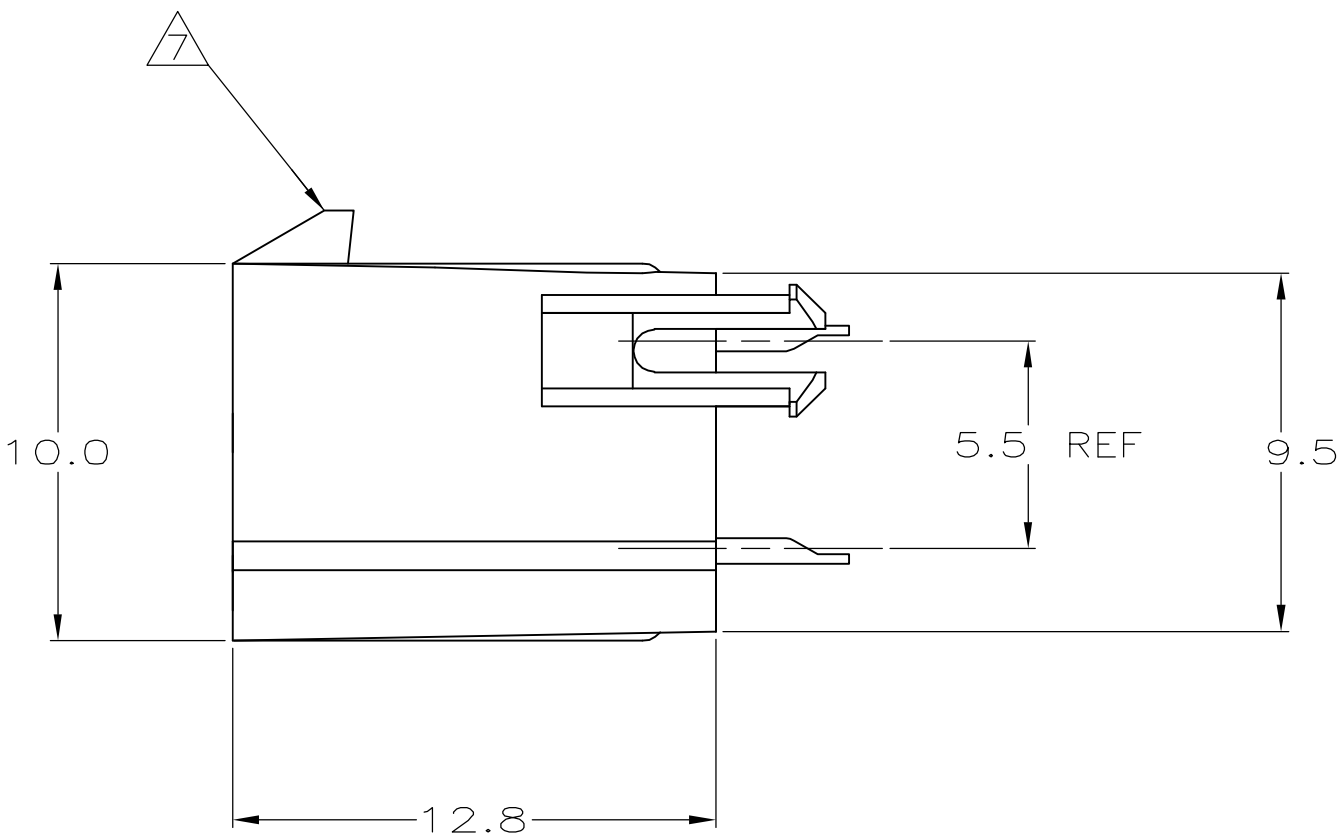
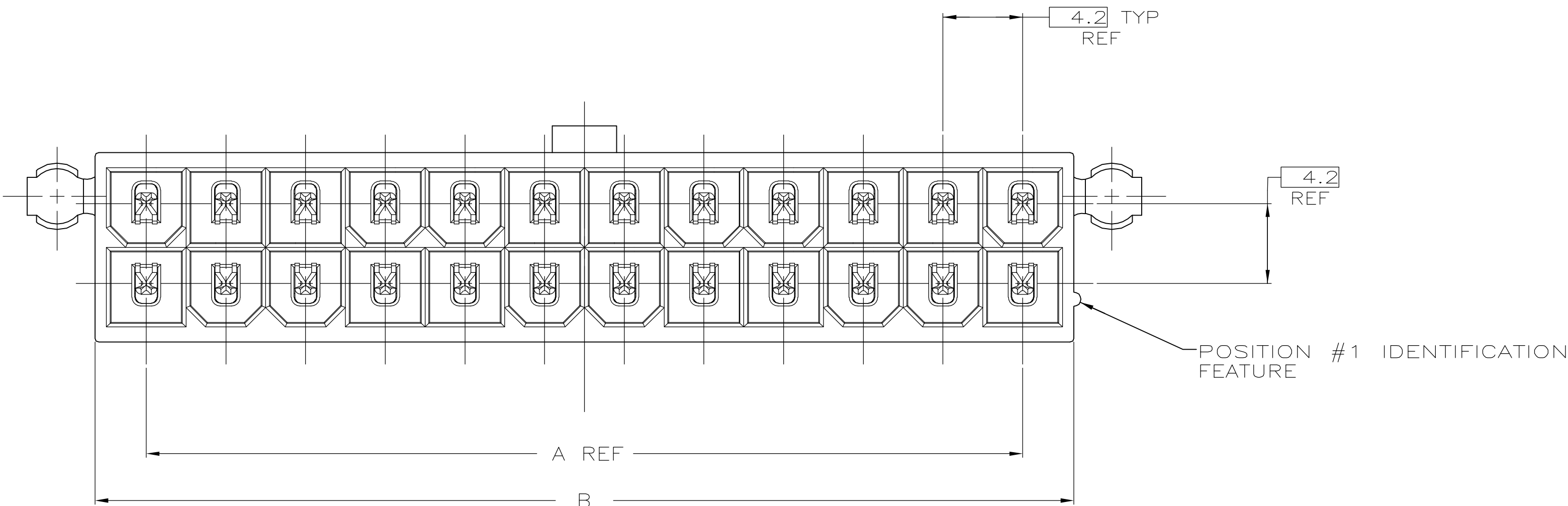
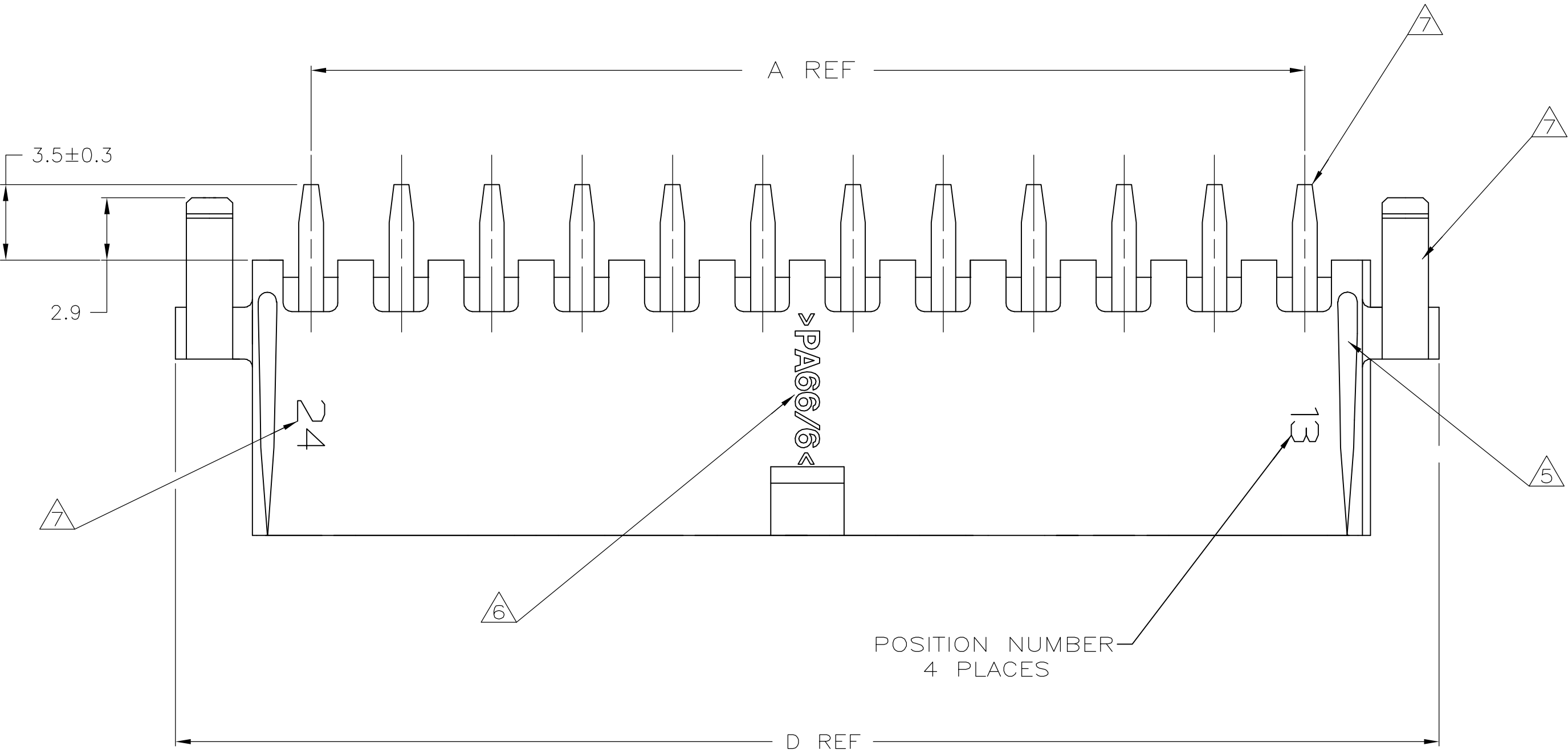


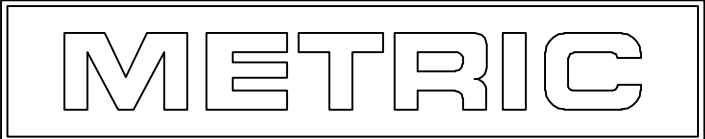
LOC	DIST	REVISIONS				
		F	LTR	DESCRIPTION	DATE	DWN APVD
CM	00	01		REVISED PER ECO-05-009878	11OCT05	KW DC

- ⚠ MATERIAL: HOUSING - NYLON, UL94V-0 (COLOR - WHITE, COLOR OF PARTS MAY VARY).
CONTACTS - 0.25 THK COPPER ALLOY.
- ⚠ CONTACT FINISH: 0.003 MIN THK TIN OVER 0.00127 MIN THK NICKEL OVER ENTIRE CONTACT.
3. SOLDER TAIL MEETS AMP SOLDERABILITY SPECIFICATION 109-11-2.
4. MATES WITH SIMILARLY PLATED AMP-DUAC™ POWER CONNECTOR RECEPTACLE HOUSINGS/SOCKET CONTACTS.
- ⚠ RIBS ON FOUR CORNERS OPTIONAL.
- ⚠ AMP LOGO AND MATERIAL ID MAY BE LOCATED ON EITHER LONG SIDE OF PART.
- ⚠ SIZE, SHAPE OR STYLE OF THIS FEATURE MAY VARY.



RECOMMENDED MOUNTING HOLE PATTERN
FOR 1.78 MAX THICK P.C. BOARD
COMPONENT SIDE SHOWN

58.8	55.6	51.6	46.2	24	2-1586493-4
54.6	51.4	47.4	42.0	22	2-1586493-2
50.4	47.2	43.2	37.8	20	2-1586493-0
46.2	43.0	39.0	33.6	18	1-1586493-8
42.0	38.8	34.8	29.4	16	1-1586493-6
37.8	34.6	30.6	25.2	14	1-1586493-4
33.6	30.4	26.4	21.0	12	1-1586493-2
29.4	26.2	22.2	16.8	10	1-1586493-0
25.2	22.0	18.0	12.6	8	1586493-8
21.0	17.8	13.8	8.4	6	1586493-6
16.8	13.6	9.6	4.2	4	1586493-4
12.6	9.4	5.4	0.0	2	1586493-2
D	C	B	A	NO. OF POSITIONS	PART NO



THIS DRAWING IS A CONTROLLED DOCUMENT.		DWN K. WHITAKER 20JUNE2005	tyco Electronics		Tyco Electronics Corporation Harrisburg, PA 17105-3608	
DIMENSIONS: mm		CHK D. COLEY 20JUNE2005	APVD D. COLEY 20JUNE2005		NAME	
TOLERANCES UNLESS OTHERWISE SPECIFIED: 0 PLC ± - 1 PLC ± 0.2 2 PLC ± 0.13 3 PLC ± - 4 PLC ± - ANGLES ± 0.30°		PRODUCT SPEC 108-1699		ASSEMBLY, HEADER, VERTICAL, TIN PLATED, W/PEGS, W/O DRAIN HOLES, 94V-0,AMP-DUAC		
MATERIAL 1		FINISH 2		SIZE A1		
WEIGHT -		CAGE CODE 00779		DRAWING NO 1586493		
CUSTOMER DRAWING		SCALE 5:1		SHEET 1 OF 1		
				REV 01		

Mouser Electronics

Authorized Distributor

Click to View Pricing, Inventory, Delivery & Lifecycle Information:

[TE Connectivity:](#)

[2-1586493-0](#) [1-1586493-6](#) [1-1586493-0](#)