THIS DRAWING IS UNPUBLISHED. RELEASED FOR PUBLICATION 20
© COPYRIGHT 20 BY - ALL RIGHTS RESERVED.

REVISIONS

P	LTR	DESCRIPTION	DATE	DWN	APVD
	A	INITIAL RELEASE	02MAR2016	N.P	X.X
	B	PER ECR-20-003177	08JUL2020	B.P	C.W

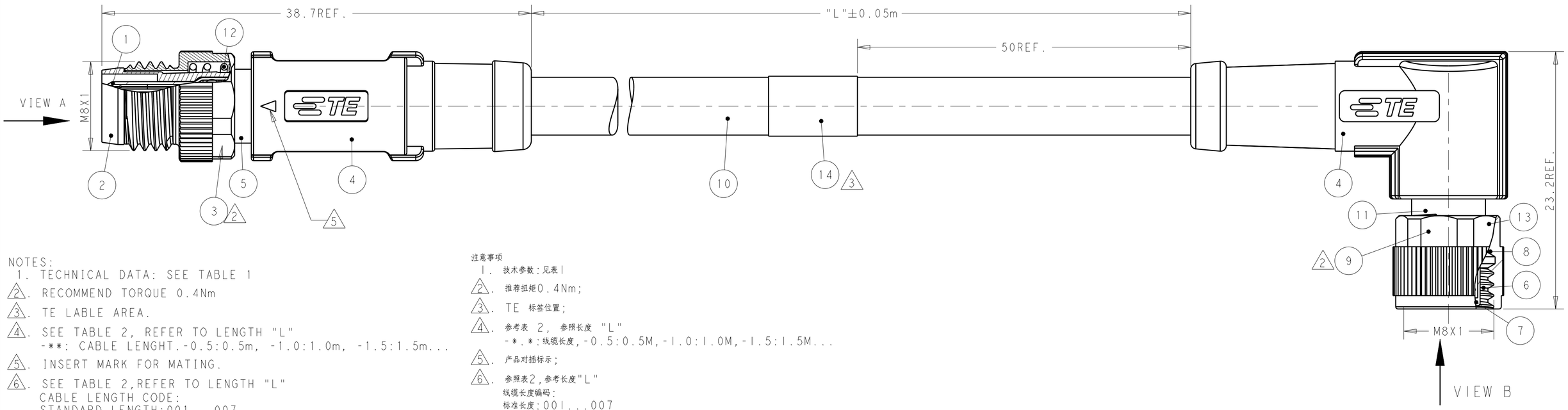

NOTES:
1. TECHNICAL DATA: SEE TABLE 1
2. RECOMMEND TORQUE 0.4Nm
3. TE LABLE AREA.
4. SEE TABLE 2, REFER TO LENGTH "L"
   -**: CABLE LENGHT.-0.5:0.5m, -1.0:1.0m, -1.5:1.5m...
5. INSERT MARK FOR MATING.
6. SEE TABLE 2,REFER TO LENGTH "L"
   CABLE LENGTH CODE:
   STANDARD LENGTH:001...007
   CUSTOMIZATION LENGTH: >1.0M;XX0 OR XX5
   EXAMPLE:3.5M:035;15.0M:150...
   <1.0M;99X
   EXAMPLE:0.4M:994;...0.9M:999

注意事项
1. 技术参数：见表1
2. 推荐扭矩0.4Nm;
3. TE 标签位置;
4. 参考表 2, 参照长度 "L"
   -*.*：线缆长度，-0.5:0.5M,-1.0:1.0M,-1.5:1.5M...
5. 产品对插标示;
6. 参照表2，参考长度"L"
   线缆长度编码：
   标准长度：001...007
   定制长度：>1.0M;XX0 或 XX5
   例如：3.5M:035;15.0M:150...
   <1.0M;99X
   例如：0.4M:994;...0.9M:999

TABLE 1

TECHNICAL DATA	T40621X4003-00X	T40621X4004-00X
RATED VOLTAGE	60V	30V
RATED CURRENT	3A	
POLLETION DEGREE	3	
OVERVOLTAGE CATEGORY	II	
MATERIAL GROUP	II	
DEGREE OF PROTECTION	IP67	

-	-	TE LABLE	14
	STEEL	WAVE WASHER	13
	STEEL	SPRING	12
	BRASS	SHIELDING	11
-	-	CABLE	10
-	COPPER ALLOY	COUPLING NUT	9
	RUBBER	O-RING	8
BALCK COLOR	PA66	HOUSING	7
GOLD FLASH	COPPER ALLOY	CONTACT	6
	COPPER ALOY	SHIELDING	5
BLUE COLOR	POLYURETHANE	OVER-MOLDING	4
-	COPPER ALLOY	COUPLING NUT	3
BALCK COLOR	PA66	HOUSING	2
GOLD FLASH	COPPER ALLOY	CONTACT	1
COMMENTS	MATERIAL	DESCRIPITON	ITEM

	T40621X4003-00X	T40621X4004-00X
VIEW A	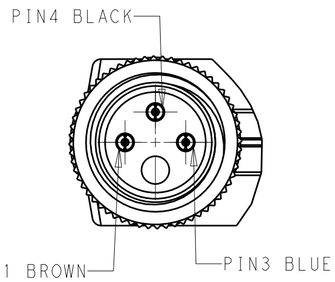	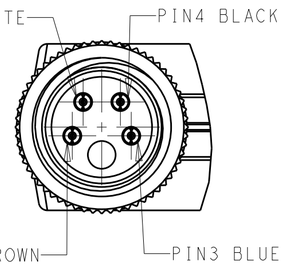
VIEW B	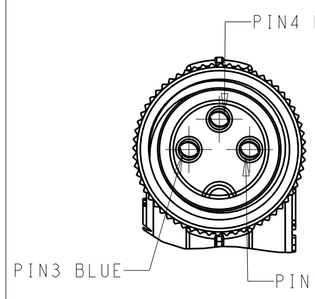	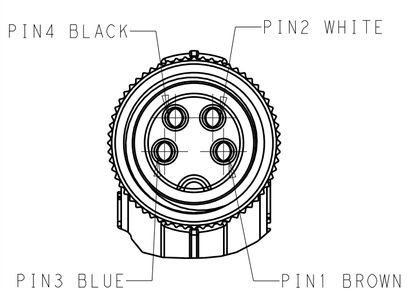

CABLE CHARACTERISTIC	LENGTH "L"	RECOMMEND OPERATION TEMPERATURE FOR CABLE	JACKET COLOR	JACKET MATERIAL	TYPE	POS.	PART NUMBER
WIRES: 0.25mm² (24AWG)	STANDARD: -001:0.5M -002:1.0M -003:1.5M -004:3.0M -005:5.0M -006:7.0M -007:10.0M CUSTOMIZATION: -XX0:XX.0 M -XX5:XX.5 M -99X: 0.X M	FIXED: -25°C~80°C FLXIBLE: -10°C~80°C	GRAY	PUR (UL)	RPC-M8-4MS-**SH-M8-4FR-PUR 4	4	T4062124004-00X 6
					RPC-M8-3MS-**SH-M8-3FR-PUR 4	3	T4062124003-00X 6
		FIXED: -10°C~80°C FLXIBLE: -5°C~80°C	BLACK	PVC (UL)	RPC-M8-4MS-**SH-M8-4FR-PVC 4	4	T4062114004-00X 6
					RPC-M8-3MS-**SH-M8-3FR-PVC 4	3	T4062114003-00X 6

THIS DRAWING IS A CONTROLLED DOCUMENT.

DIMENSIONS: mm

TOLERANCES UNLESS OTHERWISE SPECIFIED:
0 PLC ±-
1 PLC ±0.35
2 PLC ±0.25
3 PLC ±
4 PLC ±
ANGLES ±-

MATERIAL

FINISH -

DWN Nick Pan 23FEB2016
CHK Kobby Zhao 23FEB2016
APVD Xiang Xu 23FEB2016
PRODUCT SPEC 108-106140
APPLICATION SPEC -
WEIGHT -

TE Connectivity

NAME M8 CABLE ASSEMBLY SHIELDED TYPE DOUBLE ENDED
-

SIZE	CAGE CODE	DRAWING NO	RESTRICTED TO
A2	-	C-T40621X400X00X	-

CUSTOMER DRAWING SCALE 1:1 SHEET 1 OF 1 REV B

1471-9 (3/13)

Mouser Electronics

Authorized Distributor

Click to View Pricing, Inventory, Delivery & Lifecycle Information:

TE Connectivity:
T4062114003-007