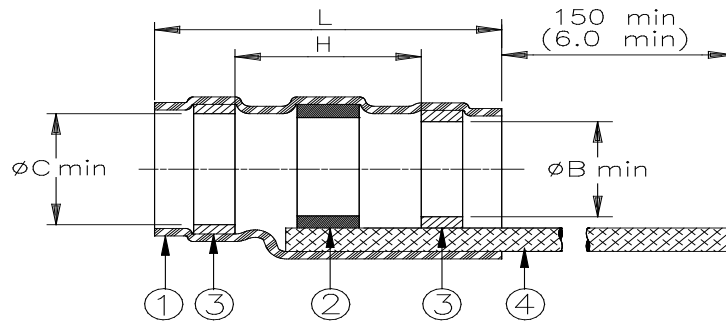


## CUSTOMER DRAWING



Product Name	Component Dimensions					Shall Accommodate Cable With Dimensions		
	Ident. Code	L±1.75 (L±0.07)	øB min	øC min	H min	øE max	øF min	øD max
SO63-1-9030	SO631R	16.5 (0.650)	1.9 (0.075)	2.65 (0.105)	8.25 (0.325)	2.65 (0.105)	0.90 (0.035)	1.9 (0.075)
SO63-2-9030	SO632R	16.5 (0.650)	2.65 (0.105)	3.68 (0.145)	8.25 (0.325)	3.68 (0.145)	1.40 (0.055)	2.65 (0.105)
SO63-3-9030	SO633R	16.5 (0.650)	4.30 (0.170)	5.08 (0.200)	8.25 (0.325)	5.08 (0.200)	2.15 (0.085)	4.3 (0.170)
SO63-4-9030	SO634R	19.1 (0.750)	5.95 (0.235)	6.45 (0.255)	8.25 (0.325)	6.45 (0.255)	3.30 (0.130)	5.95 (0.235)
SO63-5-9030	SO635R	19.1 (0.750)	7.0 (0.275)	7.6 (0.300)	8.25 (0.325)	7.6 (0.300)	4.30 (0.170)	7.0 (0.275)

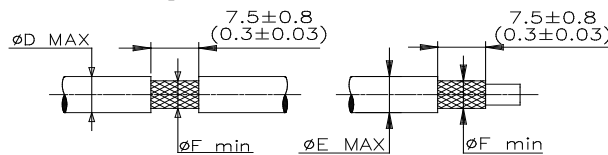
### MATERIALS

- INSULATION SLEEVE: Heat-shrinkable, radiation cross-linked modified polyvinylidene fluoride. Transparent blue.
- SOLDER PREFORM WITH FLUX AND THERMAL INDICATOR:
  - SOLDER: TYPE Sn63 per ANSI J-STD-006.
  - FLUX: TYPE ROL1 per ANSI J-STD-004.
  - THERMAL INDICATOR: Fusible ring with melt temp of 221°C.
- MELTABLE RINGS: Environment resistant thermoplastic. Color: blue.
- BRAID STRAP: Tin plated copper alloy PD-135 strands. CMA 1000.



### APPLICATION

- These parts are designed to provide an environment protected shield termination on cables, rated for 125°C minimum, meeting the dimensional criteria listed and having tin or silver plated shields and insulation compatible with the insert material. For compatible insulations, see MIL-S-83519/2 or consult Raychem.
- When installed per Raychem process standard RCPS-100-70, assemblies will meet those requirements of Raychem Specification RT-1404 and MIL-S-83519/2 which do not require electrical testing while parts are immersed in water.
- Temperature range: -55°C to +150°C.
- Parts shall be marked with identification code per table.

For best results, prepare the cable as shown:



TE Connectivity, TE connectivity (logo), Raychem, and SolderSleeve are trademarks

				TITLE: <b>SOLDERSLEEVE DEVICE                  SHIELD TERMINATION WITH BRAID</b>		
UNLESS OTHERWISE SPECIFIED DIMENSIONS ARE IN MILLIMETERS. INCHES DIMENSIONS ARE BETWEEN BRACKETS.				DOCUMENT NO.: <b>SO63-X-9030</b>		
TOLERANCES: 0.00 N/A 0.0 N/A 0 N/A	ANGLES: N/A  ROUGHNESS IN MICRON	TE Connectivity reserves the right to amend this drawing at any time. Users should evaluate the suitability of the product for their application.		Revision: 8	Issue Date: March 2020	
DRAWN BY: M. FORONDA	CAGE CODE: 06090	DATE: 15-Apr-11	ECO: ECO-20-004480	SCALE: None	SIZE: A	SHEET: 1 of 1

Print Date: 2-Apr-20 If this document is printed it becomes uncontrolled. Check for the latest revision.

© 2020 Tyco Electronics Corporation, a TE Connectivity Ltd. Company. All Rights Reserved

# Mouser Electronics

Authorized Distributor

Click to View Pricing, Inventory, Delivery & Lifecycle Information:

[TE Connectivity:](#)

[451893-000](#)