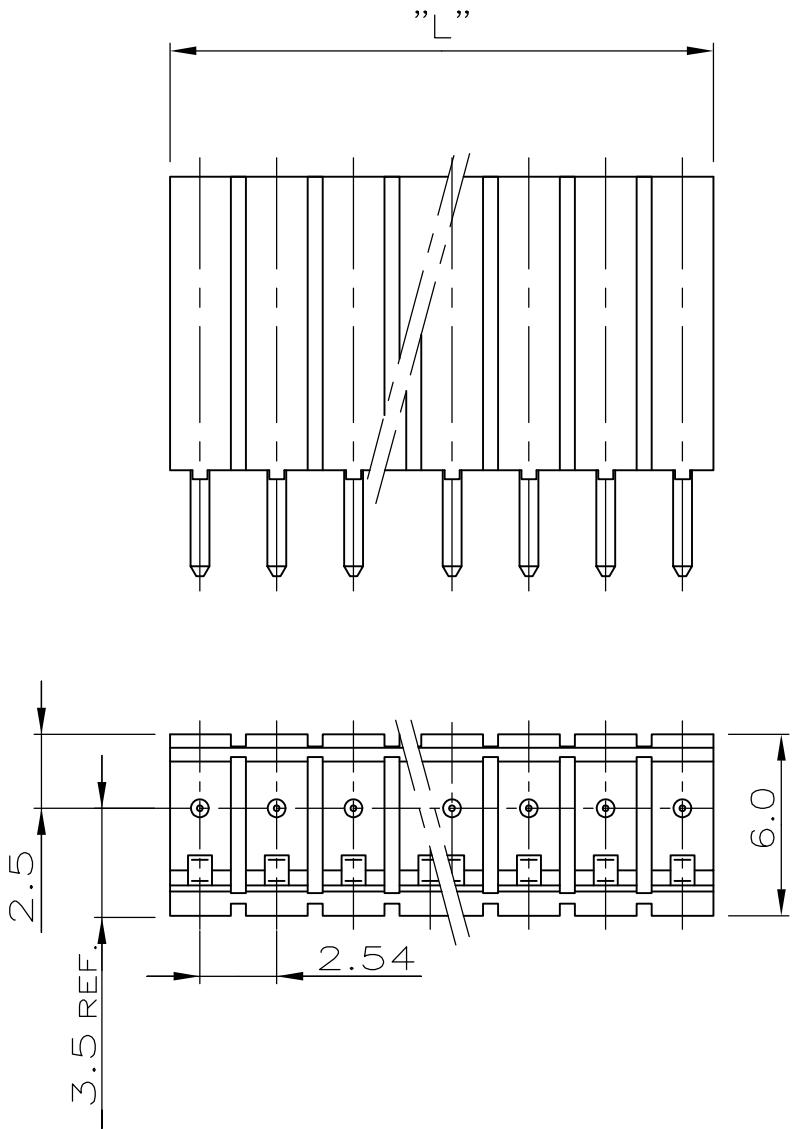


LOC	DIST	REVISIONS					
—	—	P	LTR	DESCRIPTION	DATE	DWN	APVD
			F	PLATING CHANGE TO PdNi + Au FLASH AT AREA F	15MAY2014	KJK	JK


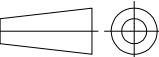
POS. "n"	L±0.4	PART NO.
2	4.58	829 539 -2
3	7.12	829 539 -3
4	9.66	829 539 -4
5	12.20	829 539 -5
6	14.74	829 539 -6
8	19.82	829 539 -8



NOTES:

1 MATING SIDE AT AREA "F"
MIN. 0.7µm PdNi + 0.1µm GOLD FLASH OVER 1.27µm NICKEL
SOLDER SIDE: MIN. 3.0µm TIN OVER 1.27µm NICKEL

2	CONTACT PIN KONTAKTSTIFT	Cu Zn	1
1	PIN HOUSING STIFTGEHÄUSE	PA 4/6	BLACK SCHWARZ
POS.	BENENNUNG EINZELTEIL	WERKSTOFF	OBERFLÄCHE
[ITEM NO.]	[DESCRIPTION]	[MATERIAL]	FARBE
			[FINISH]

THIS DRAWING IS A CONTROLLED DOCUMENT.		DWN MULLER	09.02.90	 TE Connectivity			
DIMENSIONS: mm		CHK SCHAARSCHMIDT	12.02.90				
		APVD —	—	NAME AMPMODU II PIN HEADER, SINGLE ROW			
		PRODUCT SPEC 108-18012	—	SIZE A3			
MATERIAL SEE TABLE		APPLICATION SPEC —	—	CAGE CODE 00779		DRAWING NO C-829539	
FINISH SEE TABLE		WEIGHT —	—	RESTRICTED TO —		SCALE 4:1	
CUSTOMER DRAWING				SHEET 1 OF 1		REV F	

Mouser Electronics

Authorized Distributor

Click to View Pricing, Inventory, Delivery & Lifecycle Information:

[TE Connectivity:](#)

[829539-3](#)