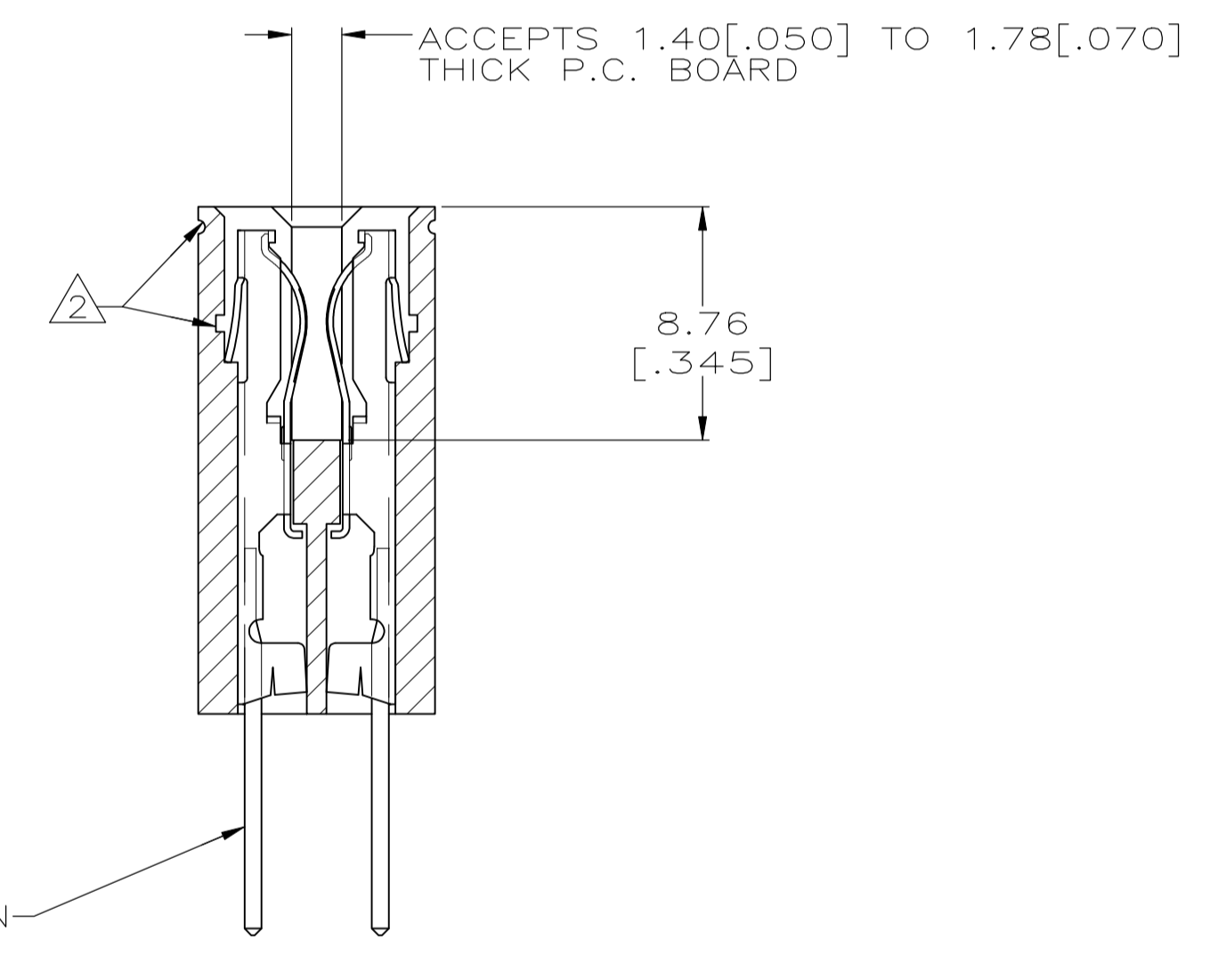
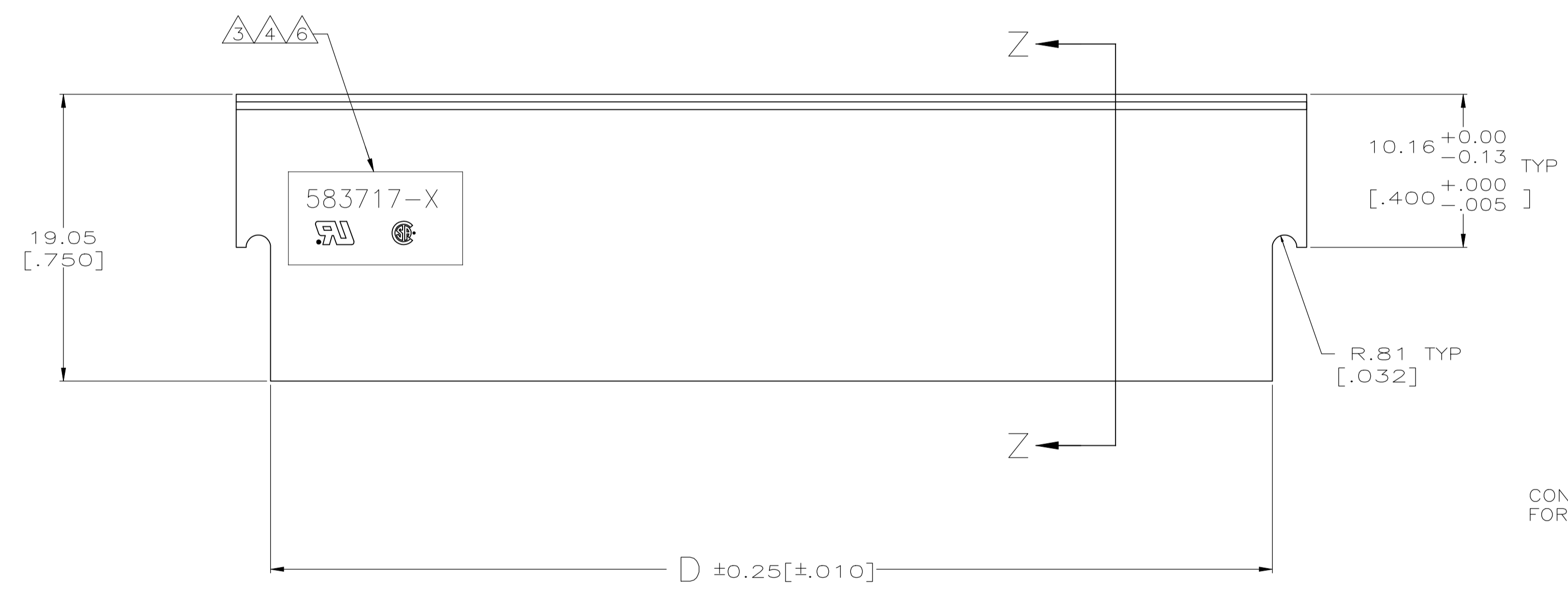
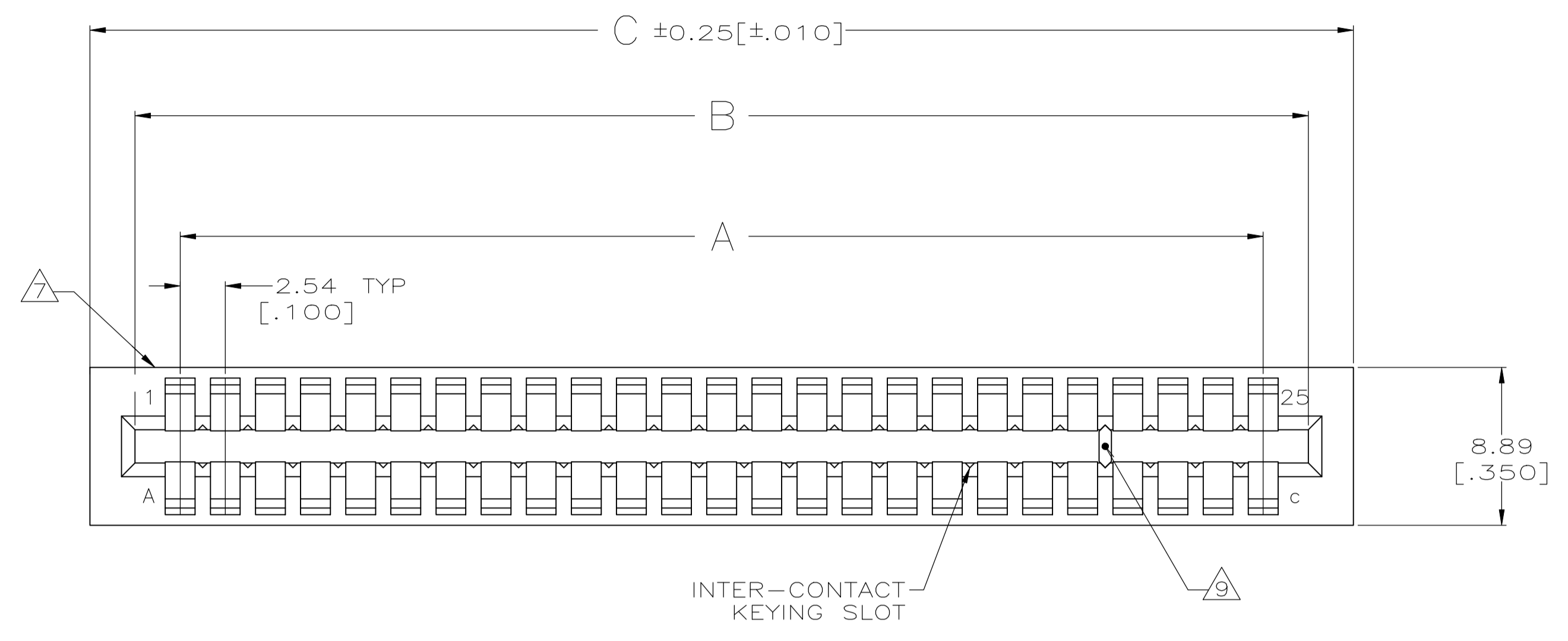
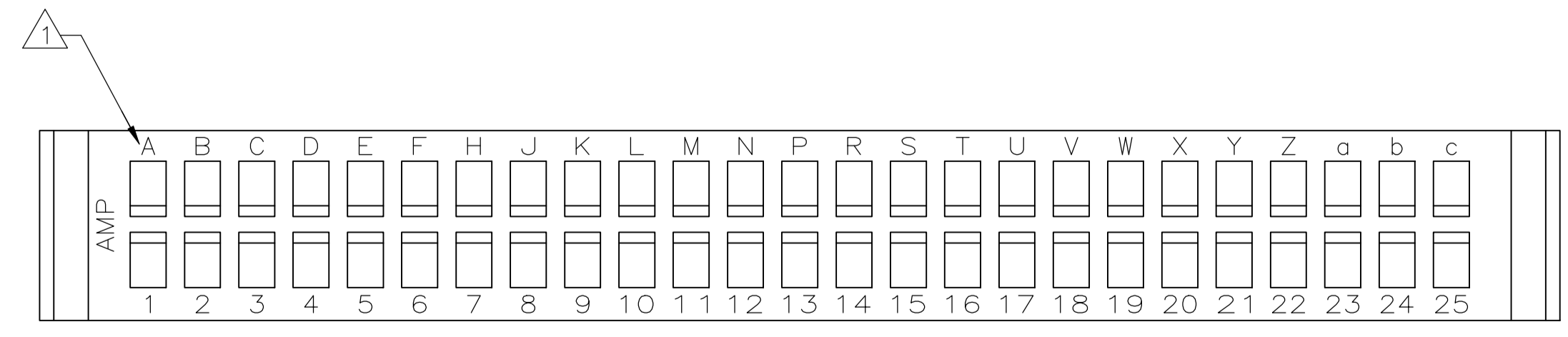


REVISIONS				
P	LTR	DESCRIPTION	DATE	APP'D
AA2		REVISED PER ECO-11-004917	11MAR11	RK HMR
AA3		REVISED PER ECO-18-009373	14JUN2018	RS MM



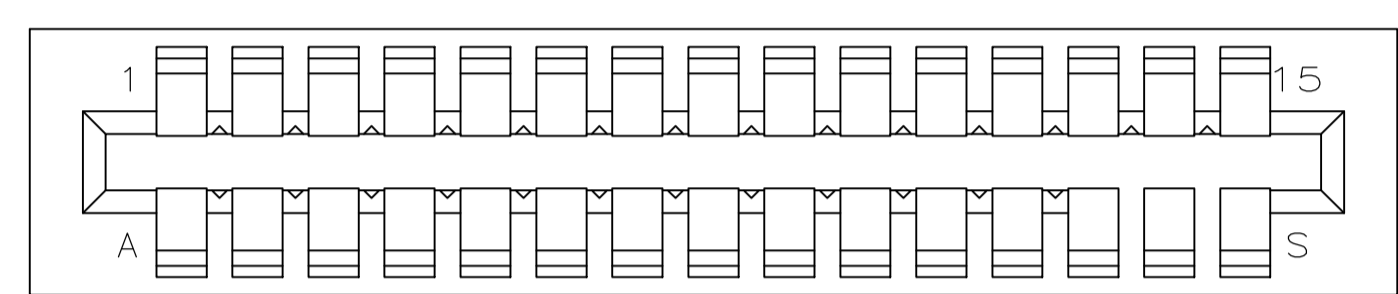
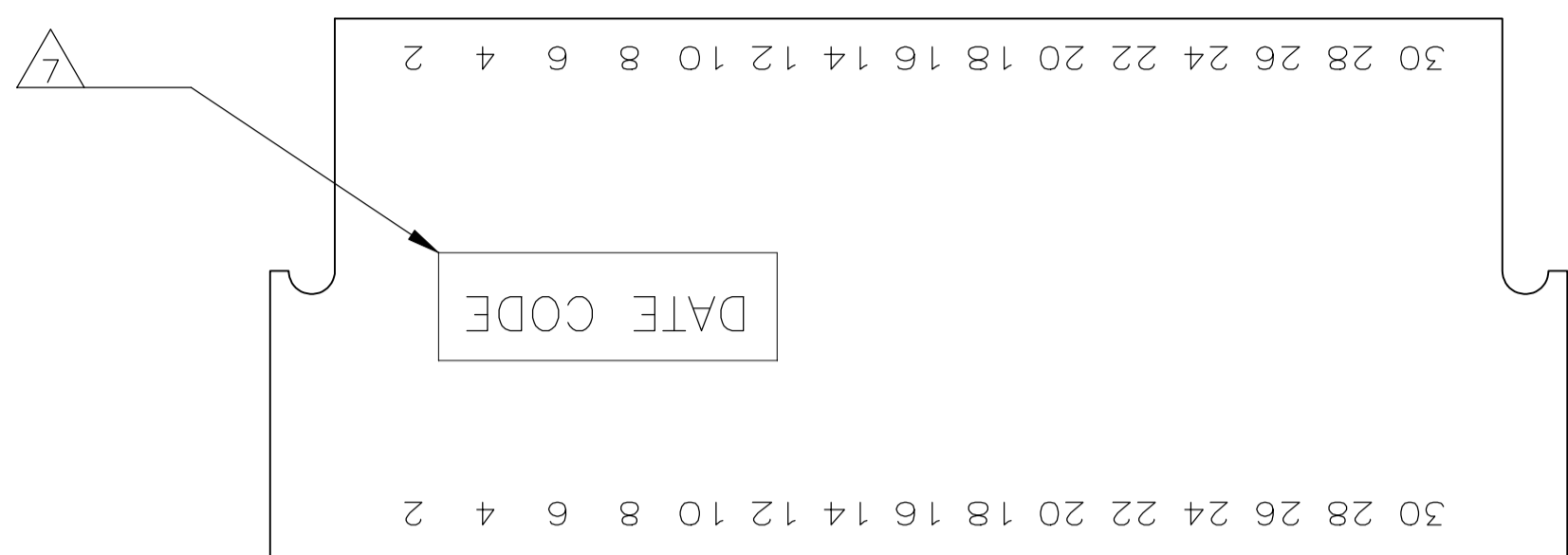
SECTION Z-Z



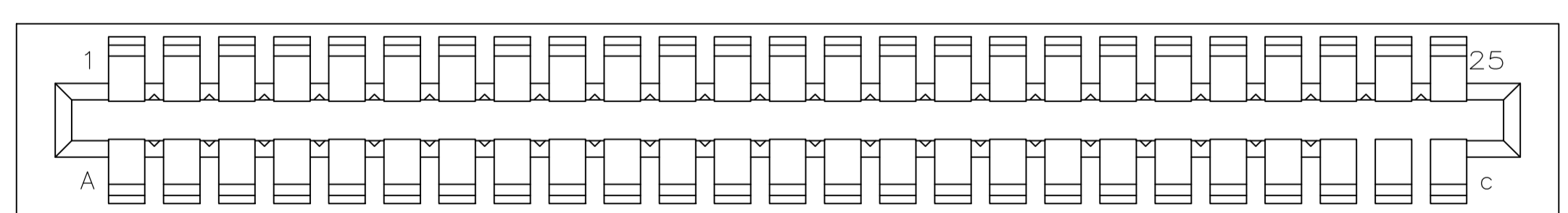

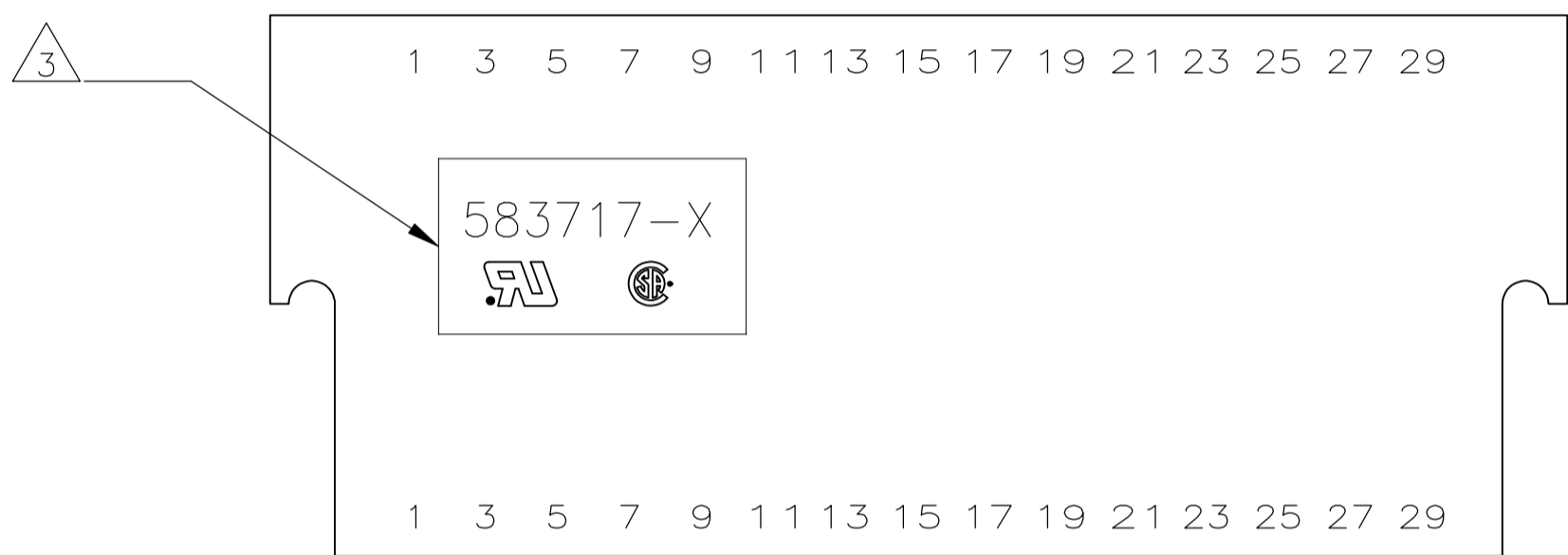
THIS DRAWING IS A CONTROLLED DOCUMENT FOR AMP INCORPORATED. IT IS SUBJECT TO CHANGE AND THE CONTROLLING ENGINEERING ORGANIZATION SHOULD BE CONTACTED FOR THE LATEST REVISION.

THIS DRAWING IS A CONTROLLED DOCUMENT.		DWN J GALLUCCI BG 12-10-92	 TE Connectivity Ltd.																		
DIMENSIONS: MM(INCHES)		DWG H ROSE 2/18/94																			
TOLERANCES UNLESS OTHERWISE SPECIFIED:		APVD H ROSE 2/18/94	NAME																		
<table border="1"> <tr><td>0 PLC</td><td>±</td><td>-</td></tr> <tr><td>1 PLC</td><td>±</td><td>-</td></tr> <tr><td>2 PLC</td><td>±</td><td>-</td></tr> <tr><td>3 PLC</td><td>±</td><td>0.13 [.005]</td></tr> <tr><td>4 PLC</td><td>±</td><td>-</td></tr> <tr><td>ANGLES</td><td>±</td><td>-</td></tr> </table>		0 PLC	±	-	1 PLC	±	-	2 PLC	±	-	3 PLC	±	0.13 [.005]	4 PLC	±	-	ANGLES	±	-	PRODUCT SPEC	HOUSING, CRIMP SNAP TWIN LEAF, .100 CL WITHOUT MOUNTING EARS
0 PLC	±	-																			
1 PLC	±	-																			
2 PLC	±	-																			
3 PLC	±	0.13 [.005]																			
4 PLC	±	-																			
ANGLES	±	-																			
MATERIAL GLASS FILLED POLYESTER COLOR: BLACK		APPLICATION SPEC	RESTRICTED TO																		
FINISH		WEIGHT	SIZE CAGE CODE DRAWING NO																		
		CUSTOMER DRAWING	A1 00779 C=583717																		
		SCALE	1 OF 2																		
		REV	AA3																		


REVISIONS				
P	LR	DESCRIPTION	DATE	APP'D
-	-	SEE SHEET 1	-	-



3-583717-4



3-583717-5



- 1 FIRST 22 POSITIONS MARKED WITH UPPER CASE LETTERS, FOLLOWED BY LOWER CASE LETTERS, FOLLOWED BY UPPERCASE AA,AB,AC ETC. CHARACTERS G,I,O AND Q ARE OMITTED. SEE TABLE FOR END CAVITY IDENTIFICATION.
- 2 OPTIONAL PULL GROOVES. THE PULL GROOVE LENGTH, SIZE AND LOCATION ARE AT THE DISCRETION OF THE MOLD VENDOR.
- 3 HOUSING PART NUMBER, UL & CSA LOGO'S TO BE MOLDED IN THIS AREA. UL, LOGO PER 1-18838-3, CSA LOGO PER 1-18839-3.
- 4 HOT STAMP CUSTOMER PART NUMBER 2571 0880 FOR 2-583717-9 ONLY.
- 6 HOT STAMP CUSTOMER PART NUMBER 655862-2 IN THIS AREA.
- 7 DATE CODE TO BE MOLDED IN THIS AREA
- 8 MOLDED KEYING PLUG LOCATED BETWEEN CIRCUITS 25 AND 26 FOR PART NUMBER 4-583717-6 ONLY.
- 9 PRELIMINARY - NOT RELEASED FOR PRODUCTION.

9	3 & C	10.67 [.420]	15.24 [.600]	10.16 [.400]	5.08 [.200]	3	4-583717-8
9	23 & A	61.47 [2.420]	66.04 [2.600]	60.96 [2.400]	55.88 [2.200]	23	4-583717-7
8,9	30 & J	79.25 [3.120]	83.82 [3.300]	78.74 [3.100]	73.66 [2.900]	30	4-583717-6
9	27 & E	71.63 [2.820]	76.20 [3.000]	71.12 [2.800]	66.04 [2.600]	27	4-583717-5
	8 & J	23.37 [.920]	27.94 [1.100]	22.86 [.900]	17.78 [.700]	8	3-583717-9
6	OBSOLETE	36.07 [1.420]	40.64 [1.600]	35.56 [1.400]	30.48 [1.200]	13	3-583717-8
5	OBSOLETE	66.55 [2.620]	71.12 [2.800]	66.04 [2.600]	60.96 [2.400]	25	3-583717-5
5	OBSOLETE	41.15 [1.620]	45.72 [1.800]	40.64 [1.600]	35.56 [1.400]	15	3-583717-4
	13 & P	36.07 [1.420]	40.64 [1.600]	35.56 [1.400]	30.48 [1.200]	13	3-583717-3
	20 & X	53.85 [2.120]	58.42 [2.300]	53.34 [2.100]	48.26 [1.900]	20	3-583717-1
4	OBSOLETE	41.15					
	14 & R	38.61					
	OBSOLETE	74.17					
	28 & f						
	7 & H	20.83 [.820]					
	6 & F	18.29 [.720]					
	50 & AF	130.05					
	40 & v	104.65 [4.120]	109.22 [4.300]	104.14 [4.100]	99.06 [3.900]	40	1-583717-5
	30 & j	79.25					
	25 & c	66.55					
		[2.320]	[2.500]	[2.300]	[2.100]		
	18 & V	48.77 [1.920]	53.34 [2.100]	48.26 [1.900]	43.18 [1.700]	18	583717-7
	17 & U	46.23 [1.820]	50.80 [2.000]	45.72 [1.800]	40.64 [1.600]	17	583717-5
	15 & S	41.15 [1.620]	45.72 [1.800]	40.64 [1.600]	35.56 [1.400]	15	583717-3
	10 & L	28.45 [1.120]	33.02 [1.300]	27.94 [1.100]	22.86 [.900]	10	583717-1
	END CAVITY IDENT	D	C	B	A	POSN	PART NUMBER

THIS DRAWING IS A CONTROLLED DOCUMENT FOR AMP INCORPORATED. IT IS SUBJECT TO CHANGE AND THE CONTROLLING ENGINEERING ORGANIZATION SHOULD BE CONTACTED FOR THE LATEST REVISION.

THIS DRAWING IS A CONTROLLED DOCUMENT.		DWN J GALLUCCI BG 12-10-92		DW H ROSE 2/18/94		APVD H ROSE 2/18/94		NAME		PART NO	
DIMENSIONS:		TOLERANCES UNLESS OTHERWISE SPECIFIED:		PRODUCT SPEC		APPLICATION SPEC		SCALE		CAGE CODE	
INCHES:		0 PLC ±		1 PLC ±		2 PLC ±		3 PLC ± 0.13(.005)		4 PLC ±	
MATERIAL:		FINISH:		WEIGHT:		SIZE		CAGE CODE		DRAWING NO	
-		-		-		A1		00779		C=583717	
CUSTOMER DRAWING		SCALE		SHEET		OF		REV		AA3	
4:1		2		2		-		-		-	



TE Connectivity Ltd.
HOUSING, CRIMP SNAP
TWIN LEAF, .100 CL
WITHOUT MOUNTING EARS

Mouser Electronics

Authorized Distributor

Click to View Pricing, Inventory, Delivery & Lifecycle Information:

[TE Connectivity:](#)

[583717-1](#)