

REVISIONS					
P	LTR	DESCRIPTION	DATE	DWN	APVD
	C	ECO-20-004897	24AUG2020	SB	JB

D

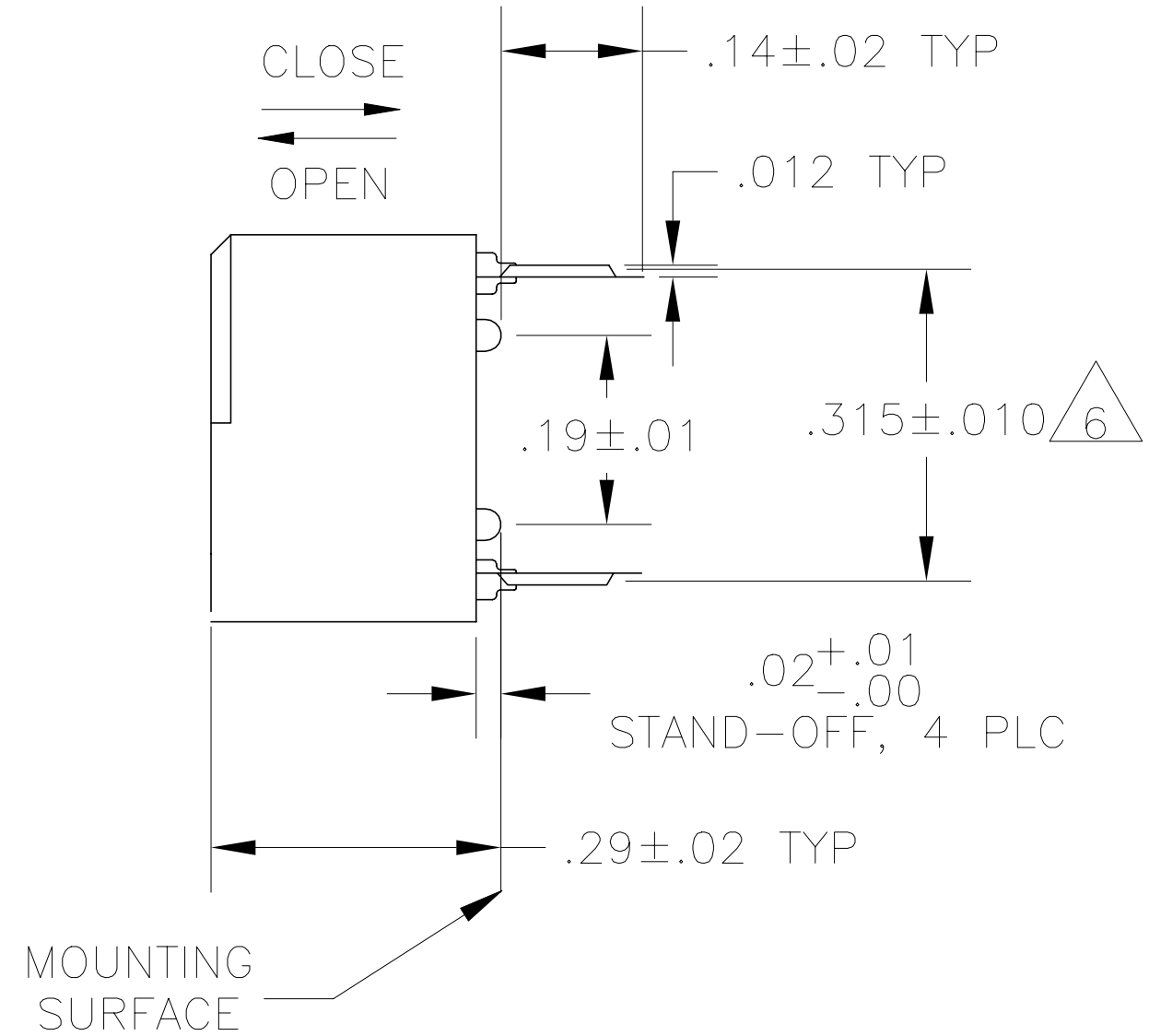
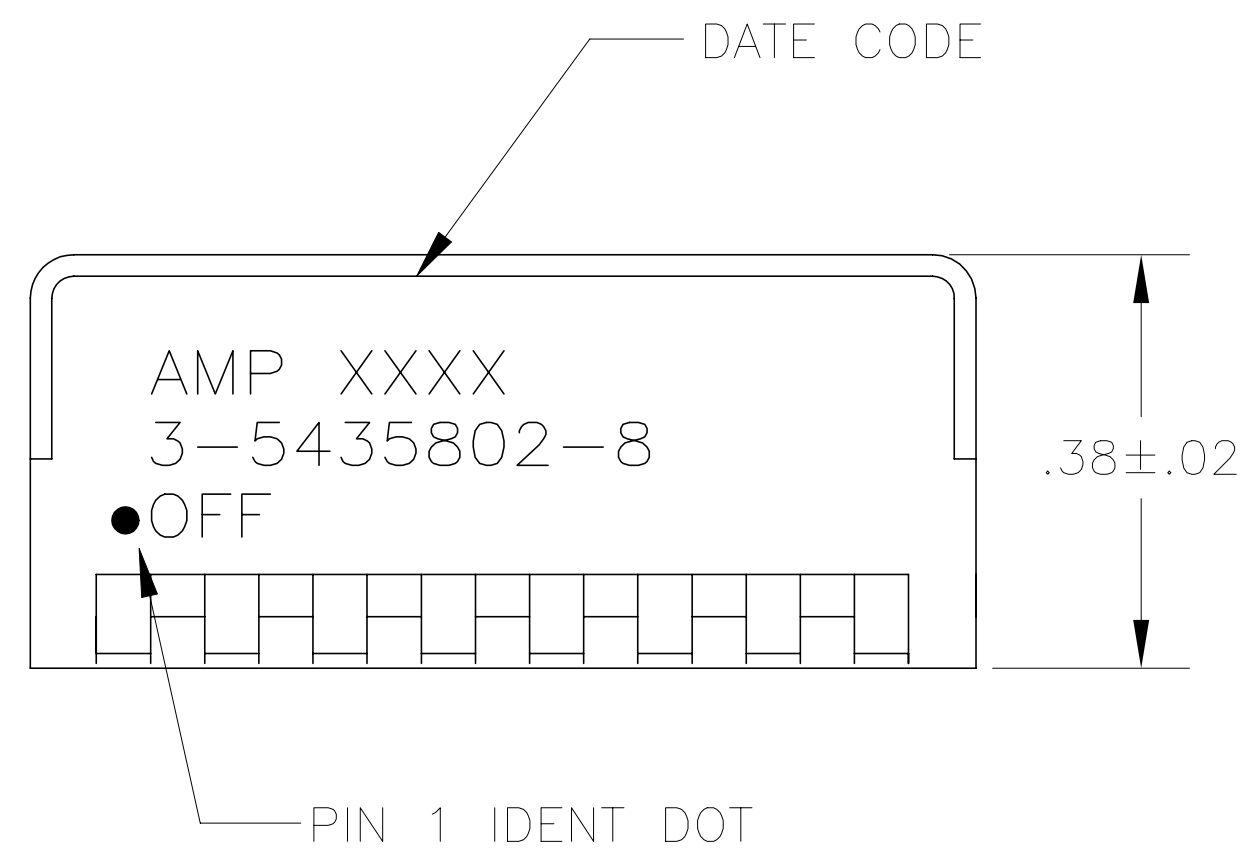
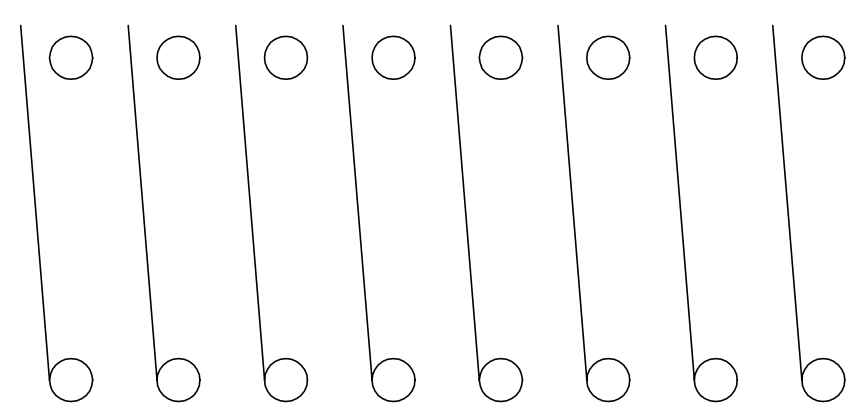
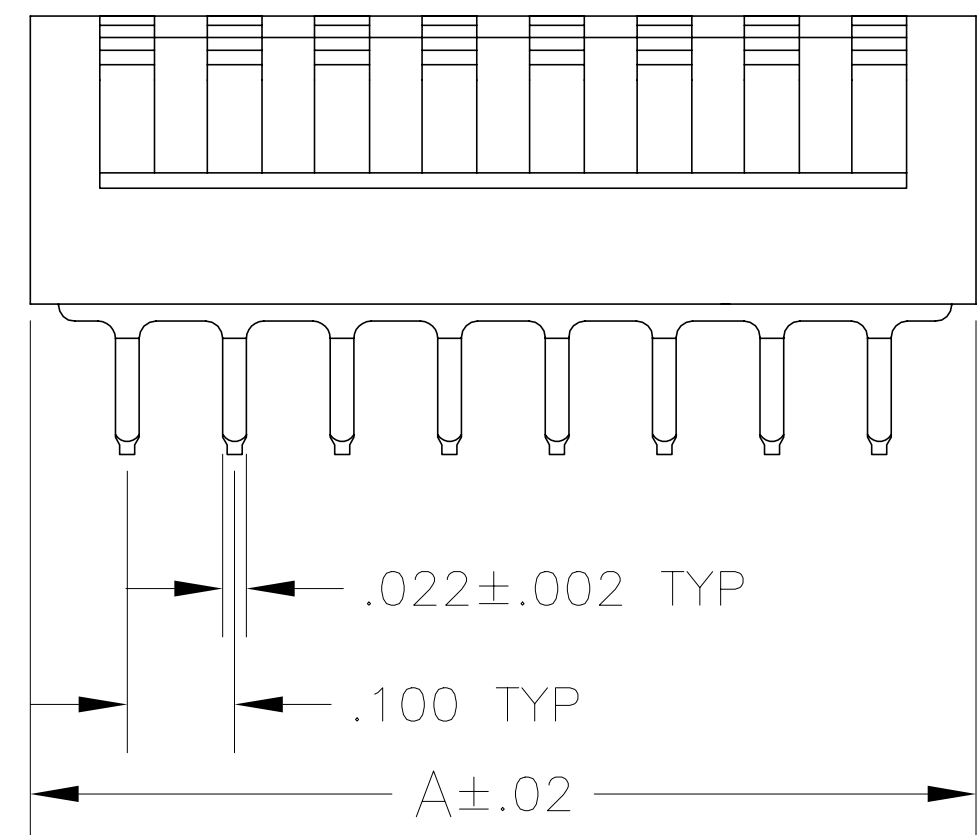


FIG 1



CONTENT ARRANGEMENT



C

B

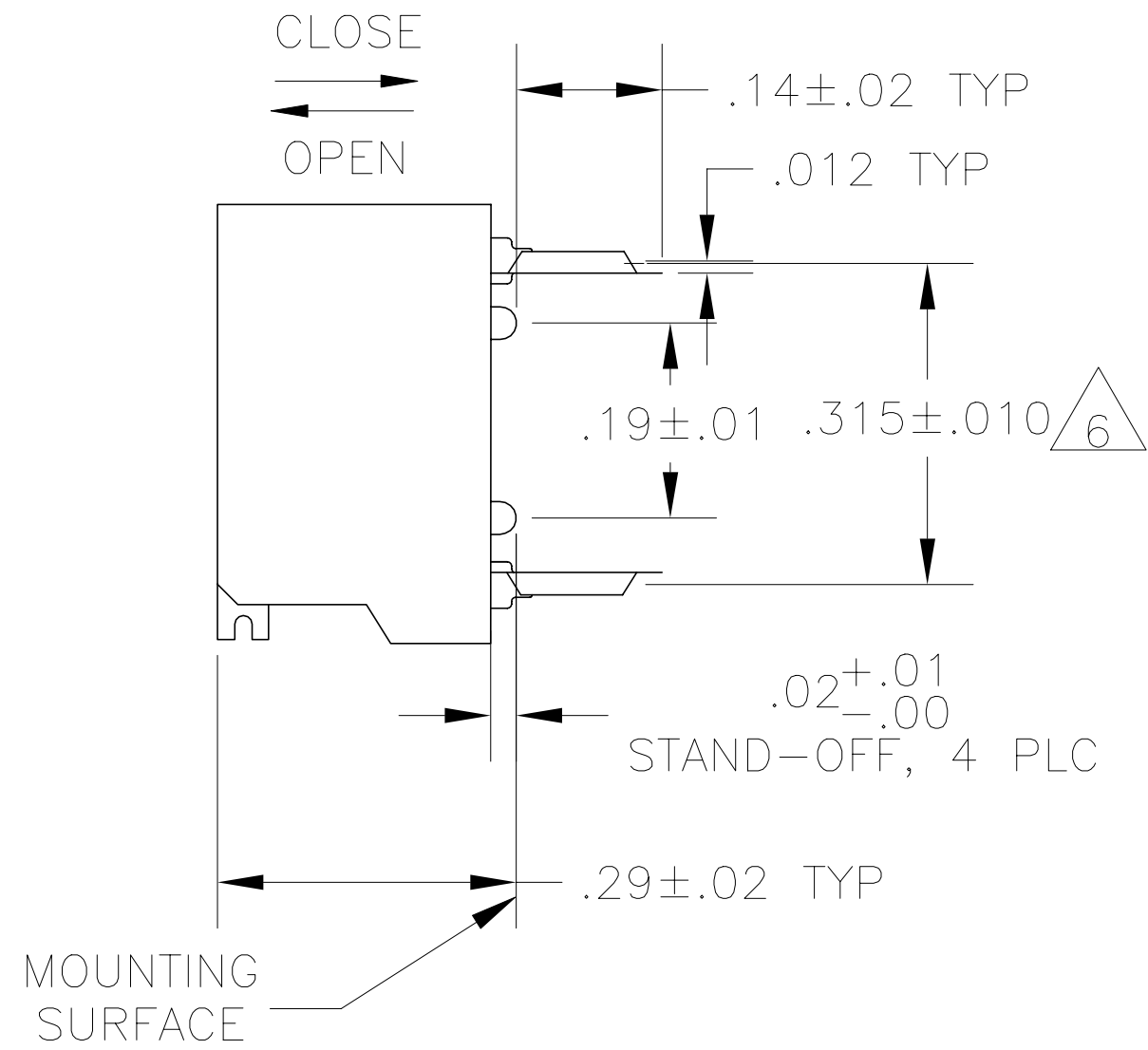
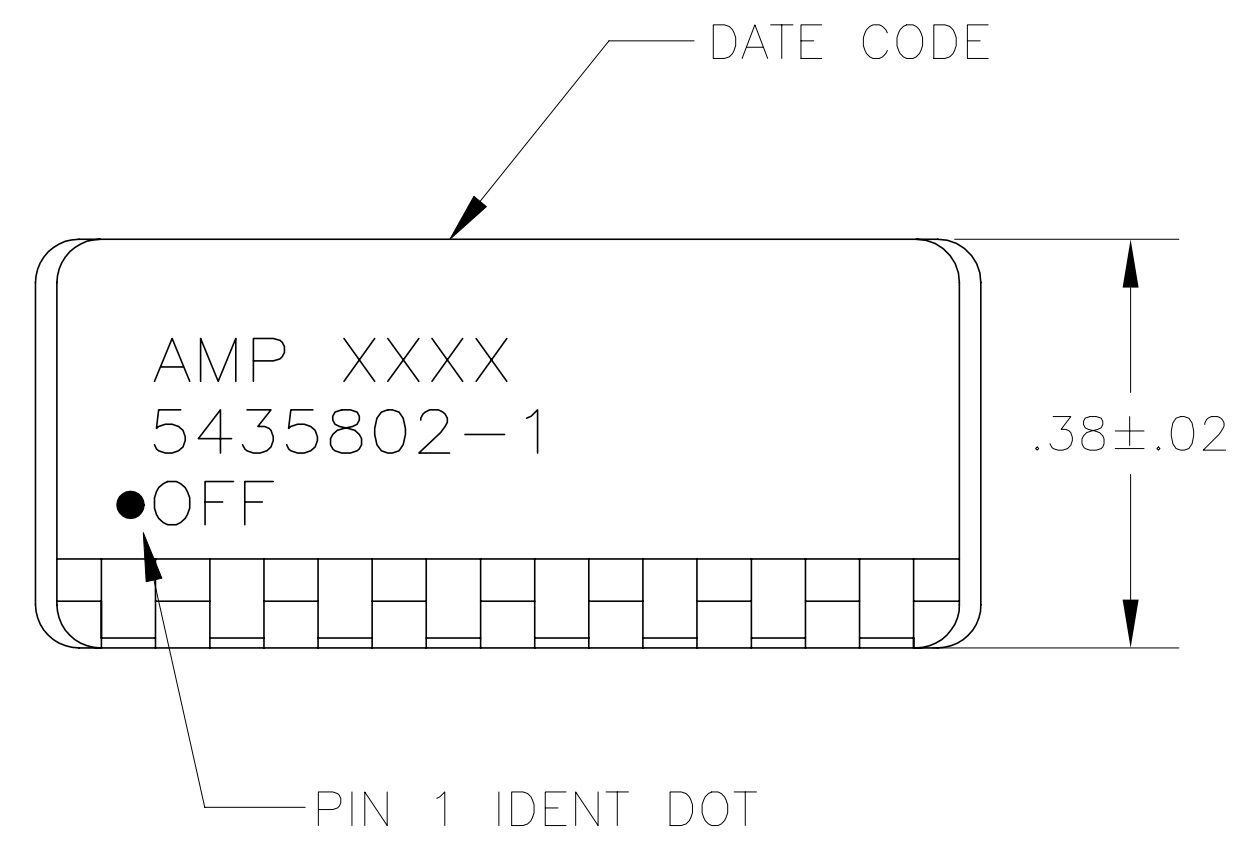
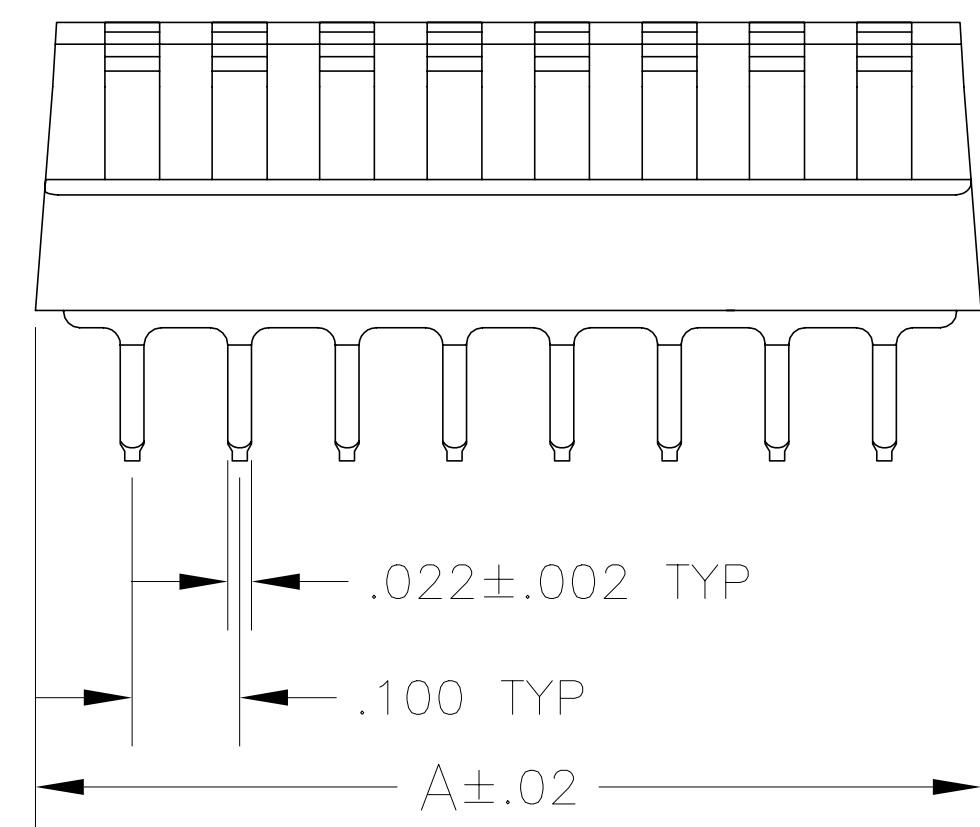


FIG 2



A

1. FOR ADDITIONAL SPECIFICATIONS SEE AMP PRODUCT SPEC 108-7519.
2. SWITCH SHOWN IN OPEN POSITION.
3. ALL CHARACTERS AND ROCKERS ARE WHITE, HOUSING IS BLACK.
4. LASER MARKING WILL VARY ON 2 AND 3 POSITION TOPS DUE TO SPACE RESTRICTIONS.
5. STRIPPABLE TRANSPARENT SEAL, SEE FIG 6.
6. .315 DIMENSION APPLIES AT TERMINAL TIPS. TERMINALS ARE .300+.010 / -.000 AT MOUNTING SURFACE.
7. NO POSITION MARKING.
8. NO PART NO. MARKING.
9. STRIPPABLE TAPE SEAL, SEE FIGURE 8.
10. ALL MATERIALS AND FINISHES SHALL COMPLY WITH EU DIRECTIVE 2002/95/EC OF 27JAN2003 (ROHS)
11. MATERIAL: HOUSING AND ROCKERS - POLYESTER CONTACT & SOLDER LEAD - COPPER ALLOY
12. FINISH: CONTACT - GOLD OVER NICKEL SOLDER LEAD - TIN OVER NICKEL
13. OBSOLETE PARTS: OBSOLETE CIS STREAMLINING PER D.RENAUD/D.SINISI
14. MARKS WILL BE ADDED BY LASER MARK PROCESS.

13 OBSOLETE	FIG 2	FIG 3A& 7	—	1.08	10	6-5435802-3
	FIG 1	FIG 3B	9	.88	8	3-5435802-8
	FIG 2	7 8	5	.88	8	3-5435802-0
	FIG 2	7 8	5	.48	4	2-5435802-9
	FIG 2	FIG 3A	5	1.28	12	2-5435802-2
	FIG 2			1.18	11	2-5435802-1
	FIG 2			1.08	10	2-5435802-0
	FIG 2			.98	9	1-5435802-9
	FIG 2			.78	7	1-5435802-8
	FIG 2			.68	6	1-5435802-7
13 OBSOLETE	FIG 2	8	—	.58	5	1-5435802-6
	FIG 2	8	—	.48	4	1-5435802-5
	FIG 2	FIG 3A	—	1.28	12	1-5435802-2
	FIG 1	8	—	.28	2	1-5435802-0
	FIG 2	FIG 3A	5	.88	8	5435802-9
	FIG 2			1.08	10	5435802-8
	FIG 2			.98	9	5435802-7
	FIG 2			.78	7	5435802-6
	FIG 2			.68	6	5435802-5
	FIG 2			.58	5	5435802-4
5435802-1 SHOWN	FIG 2	8	—	.48	4	5435802-3
	FIG 2	8	—	.38	3	5435802-2
	FIG 2	FIG 3A	—	.88	8	5435802-1
	HOUSING	MARKING	PROTECTIVE SEAL	A	NO OF POSN	PART NO

THIS DRAWING IS A CONTROLLED DOCUMENT.		DWN R. TALLEY 19-9-89	TE Connectivity Ltd.			
DIMENSIONS: INCHES		CHK R. MILLER 19-9-89				
TOLERANCES UNLESS OTHERWISE SPECIFIED:		APVD H. LEITER 19-9-89	NAME SWITCH ASSY, DIP, TYPE C, 7000 SERIES, SPST, SIDE ACTUATED			
0 PLC ± -		PRODUCT SPEC	—			
1 PLC ± -		APPLICATION SPEC	—			
2 PLC ± .005		WEIGHT	A2 00779 C=5435802			
3 PLC ± -		CUSTOMER DRAWING	SCALE 4:1 SHEET 1 of 2 REV C			
4 PLC ± -						
ANGLES ± -						
FINISH						

REVISIONS					
P	LTR	DESCRIPTION	DATE	DWN	APVD
	-	SEE SHEET 1	-	-	-

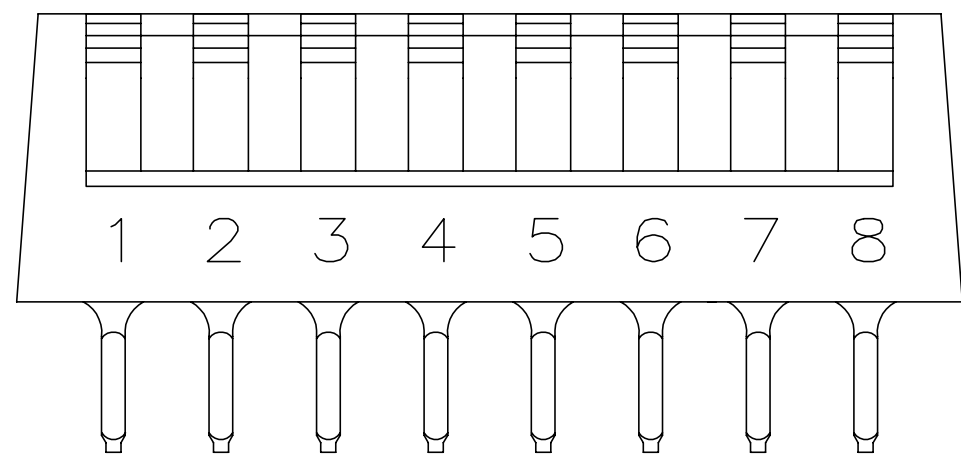


FIG 3A

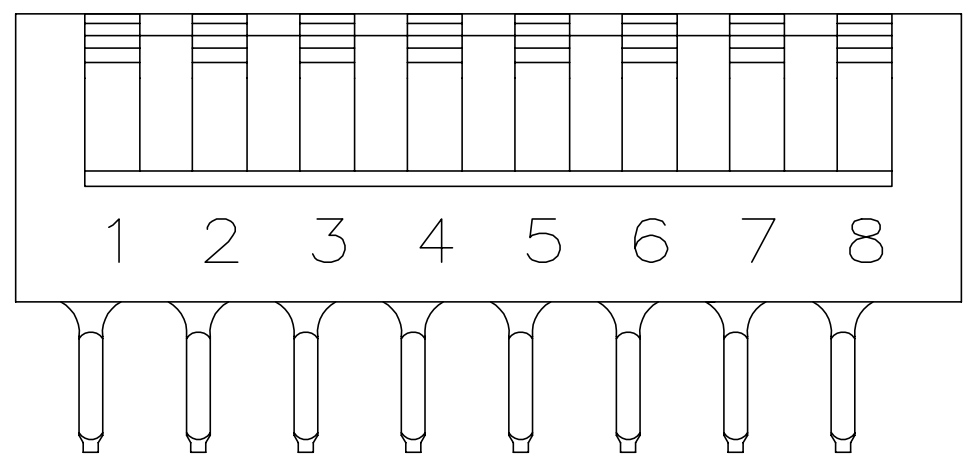


FIG 3B

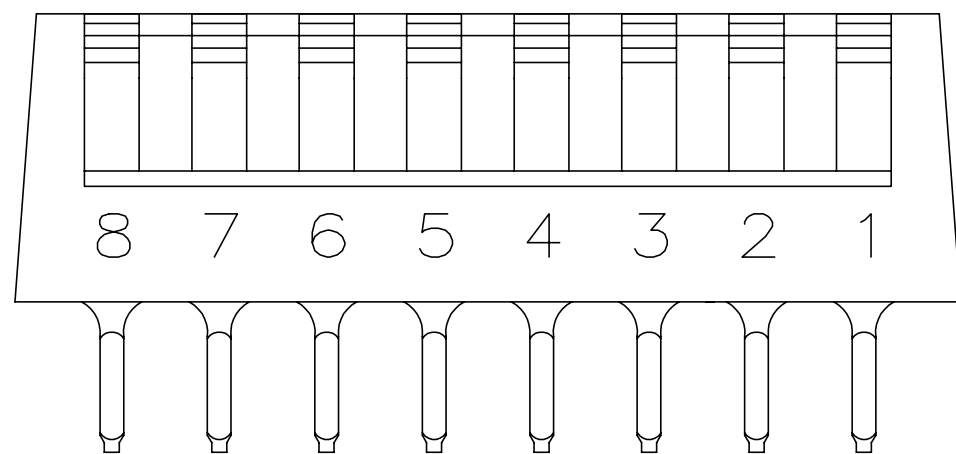
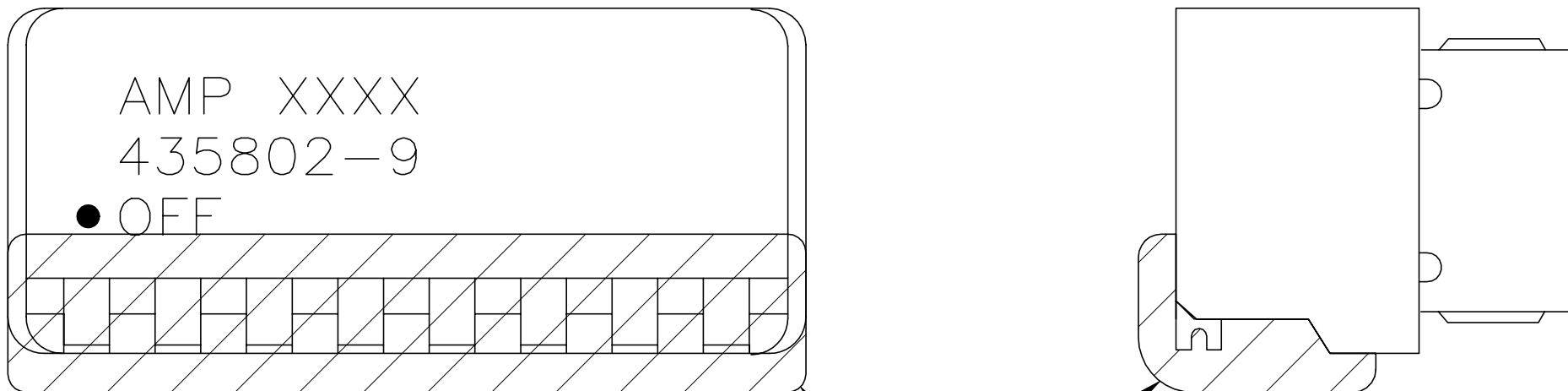


FIG 4




PROTECTIVE SEAL

FIG 6



FIG 7



PROTECTIVE SEAL

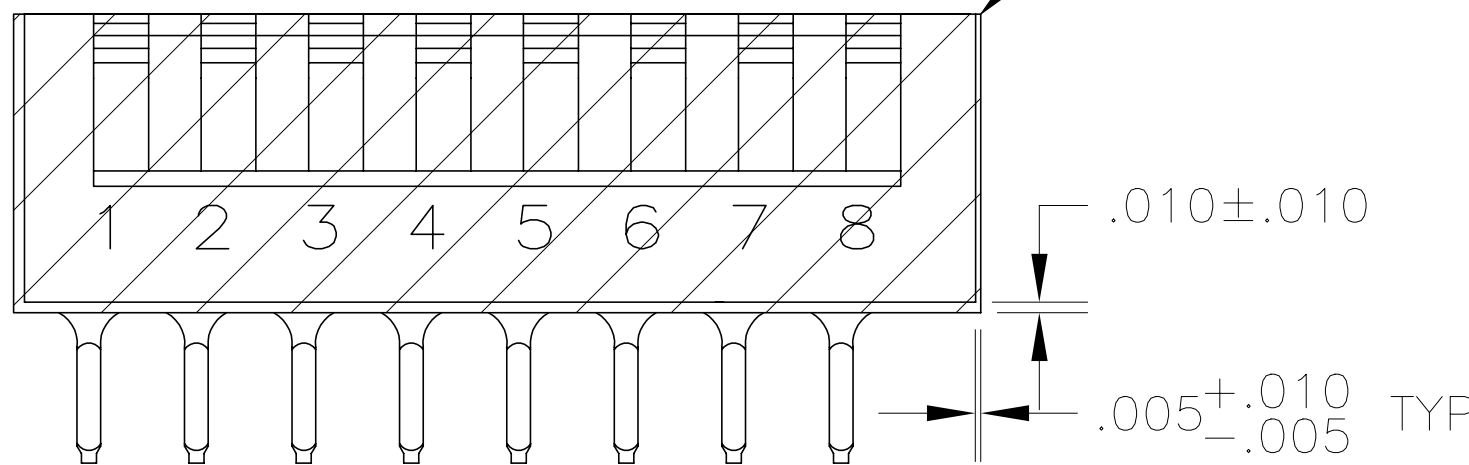

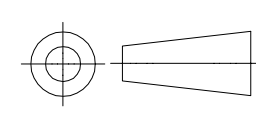


FIG 8

THIS DRAWING IS A CONTROLLED DOCUMENT.		DWN R. TALLEY 19-9-89	 TE Connectivity Ltd.				
		CHK R. MILLER 19-9-89					
DIMENSIONS: INCHES	TOLERANCES UNLESS OTHERWISE SPECIFIED:	APVD H. LEITER 19-9-89	NAME				
	0 PLC ± -	PRODUCT SPEC	SWITCH ASSY, DIP, TYPE C, 7000 SERIES, SPST, SIDE ACTUATED				
	1 PLC ± -	—	—				
	2 PLC ± -	APPLICATION SPEC	—				
	3 PLC ± .005	—	SIZE	CAGE CODE	DRAWING NO	RESTRICTED TO	
	4 PLC ± -	—	A2	00779	C=5435802	—	
MATERIAL	ANGLES ± ±	WEIGHT -					
SEE SHEET 1	FINISH	CUSTOMER DRAWING	SCALE	SHEET		REV	
			4:1	2 of 2		C	

Mouser Electronics

Authorized Distributor

Click to View Pricing, Inventory, Delivery & Lifecycle Information:

[TE Connectivity:](#)

[5435802-9](#)