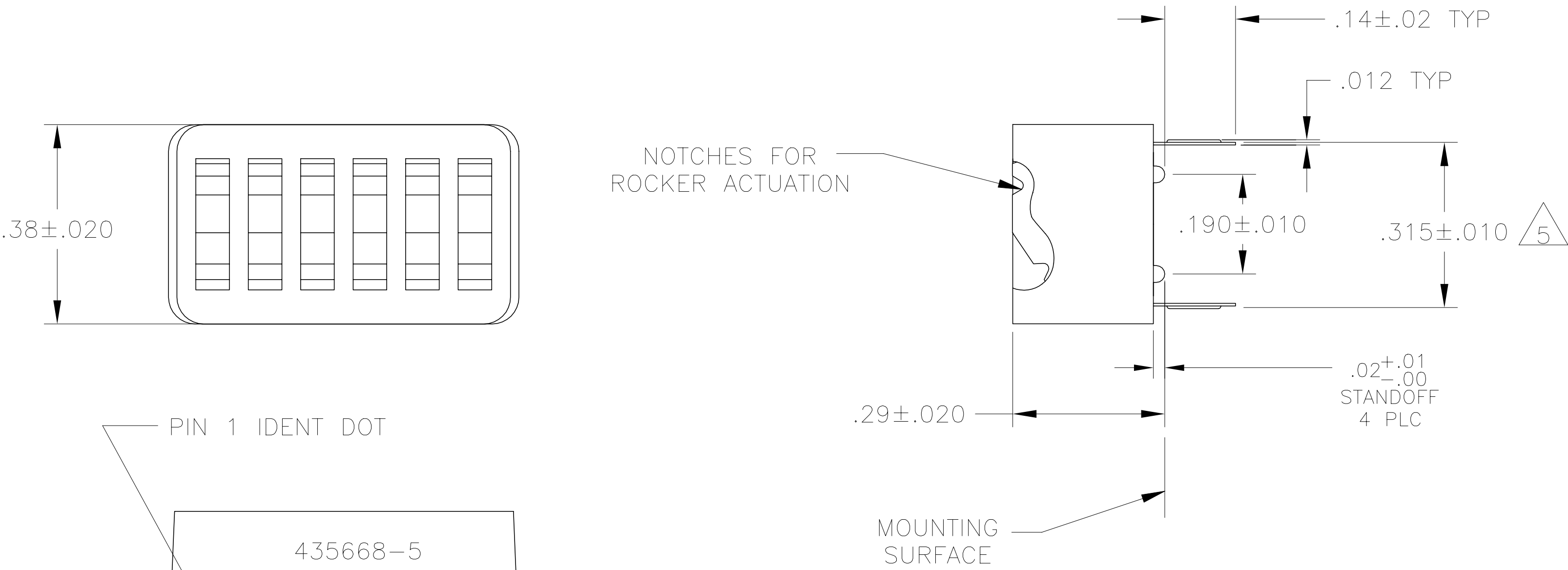


REVISIONS					
P	LTR	DESCRIPTION	DATE	DWN	APVD
	B	ECO-20-004897	24AUG2020	SB	JB

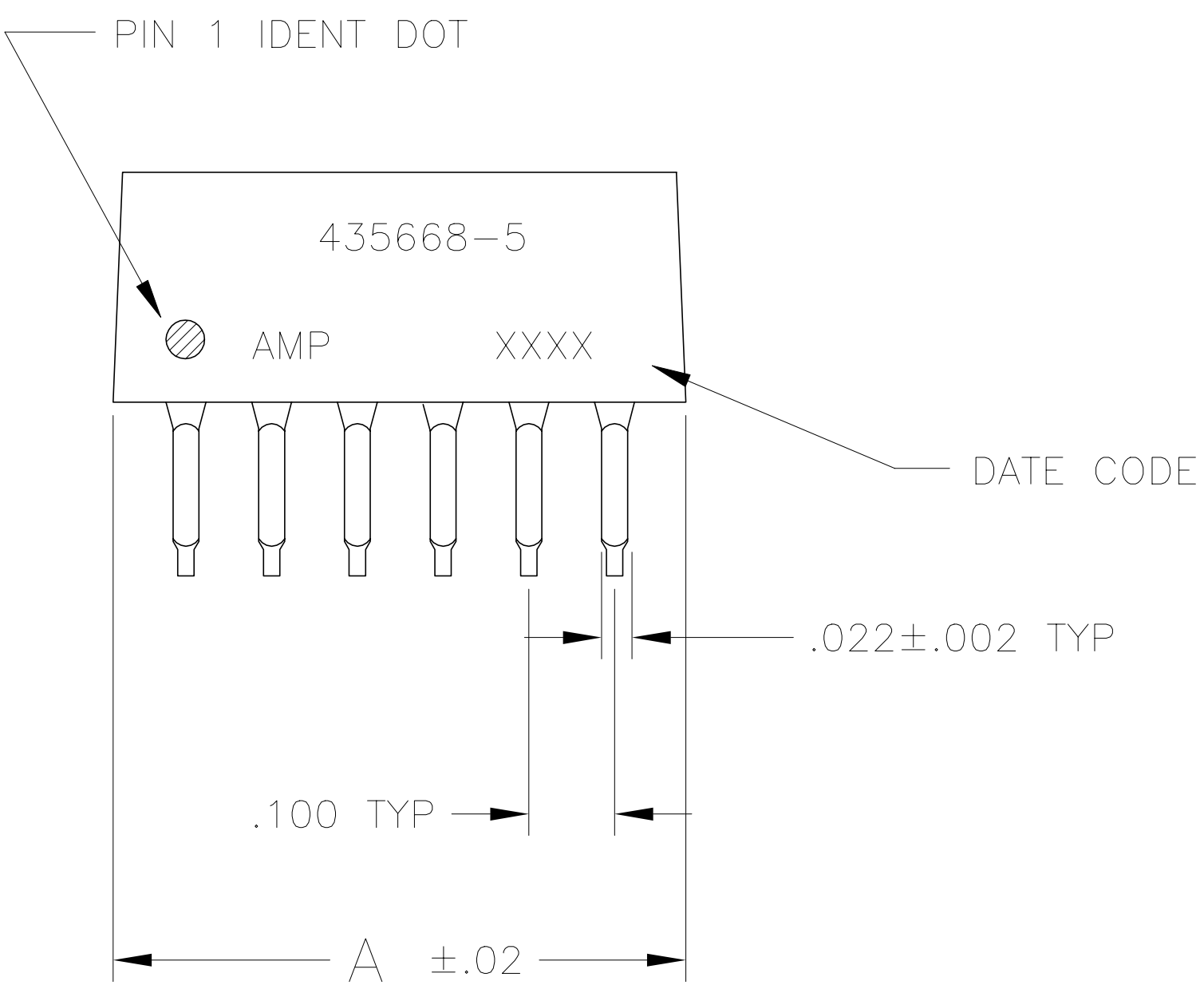
D

D




C

C



B

B



A

A

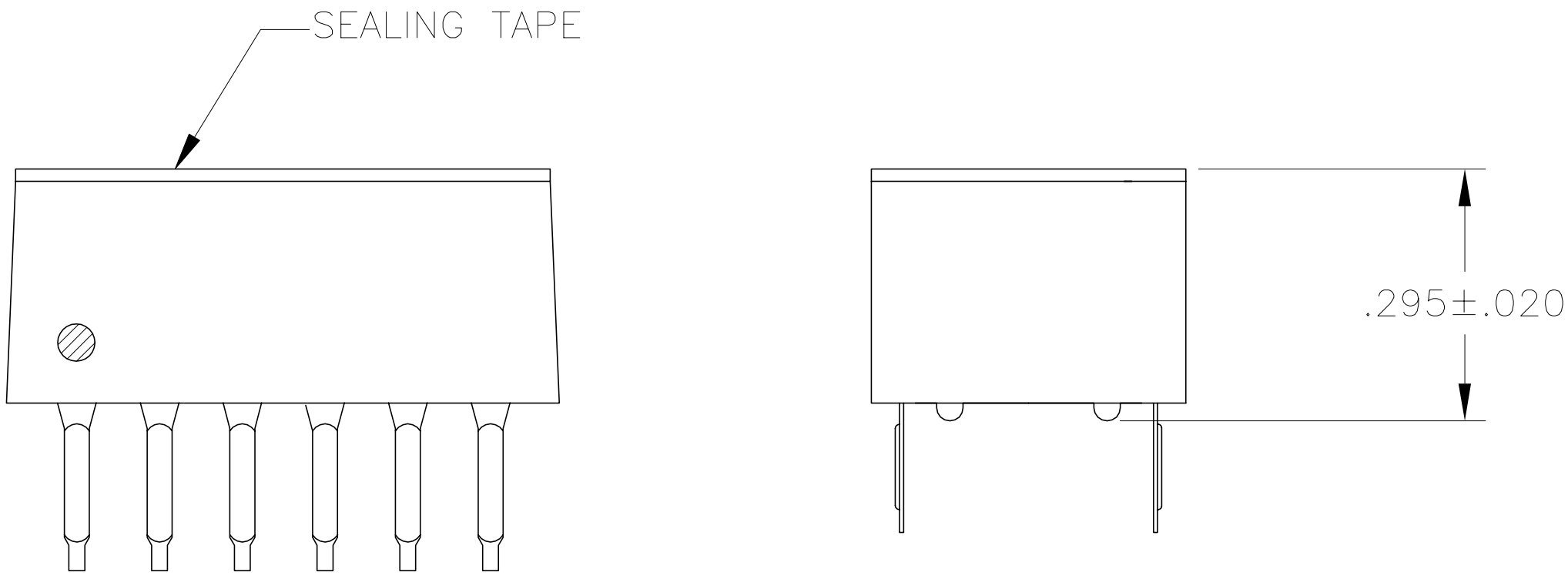


FIG 1

- FOR ADDITIONAL SPECIFICATIONS SEE AMP PRODUCT SPEC 108-7532.
- SWITCH SHOWN IN OPEN POSITION.
- ALL CHARACTERS AND ROCKERS ARE WHITE, HOUSING IS BLUE.
- LASER MARKING WILL VARY ON 2 AND 3 POSITION SIDES DUE TO SPACE RESTRICTIONS.
- .315 DIMENSION APPLIES AT TERMINAL TIPS. TERMINALS ARE .300 +.010 AT MOUNTING SURFACE. -.000
- ALL MATERIALS AND FINISHES SHALL COMPLY WITH EU DIRECTIVE 2002 /95/EC OF 27JAN2003 (ROHS).
- MATERIAL: HOUSING AND ROCKERS - POLYESTER CONTACT & SOLDER LEAD - COPPER ALLOY
- FINISH: CONTACT - GOLD OVER NICKEL SOLDER LEAD - TIN OVER NICKEL
- OBSOLETE PARTS: OBSOLETE CIS STREAMLINING PER D.RENAUD/D.SINISI
- MARKS WILL BE ADDED BY LASER MARK PROCESS.

<div>9</div>	OBSOLETE	FIG 7	—	.58	5	8-5435668-7			
<div>9</div>	<div>9</div>	FIG 1		.58	5	3-5435668-5			
				.48	4	3-5435668-4			
				.38	3	3-5435668-3			
				1.28	12	3-5435668-2			
				1.18	11	3-5435668-1			
				1.08	10	3-5435668-0			
				.98	9	2-5435668-9			
				.88	8	2-5435668-8			
				.78	7	2-5435668-7			
				.28	2	2-5435668-6			
<div>9</div>	<div>9</div>	FIG 2		.68	6	2-5435668-5			
			—	1.08	10	5435668-9			
			—	.88	8	5435668-7			
			—	.68	6	5435668-5			
			—	.58	5	5435668-4			
			—	.48	4	5435668-3			
			—	.28	2	5435668-1			
			<div>9</div>	OBSOLETE					
			MARKING		SEALING TAPE	A	NO OF POSN	PART NO	

THIS DRAWING IS A CONTROLLED DOCUMENT.		DWN BSV	08JAN05	TE Connectivity Ltd.		
		CHK	-			
DIMENSIONS: INCHES	TOLERANCES UNLESS OTHERWISE SPECIFIED:	APVD	-	NAME		
	0 PLC ± -	PRODUCT SPEC	-	SWITCH ASSY, DIP, TYPE C, 7100 SERIES, SPST, LOW PROFILE		
	1 PLC ± -	-	-			
	2 PLC ± -	APPLICATION SPEC	-			
	3 PLC ± .005	-	-			
MATERIAL	FINISH	WEIGHT	-	SIZE	CAGE CODE	DRAWING NO
7	8			A2	00779	C=5435668
CUSTOMER DRAWING				SCALE	4:1	SHEET 1 of 2
				REV	B	

REVISIONS				
P	LTR	DESCRIPTION	DATE	DWN APVD
	-	SEE SHEET 1	-	-

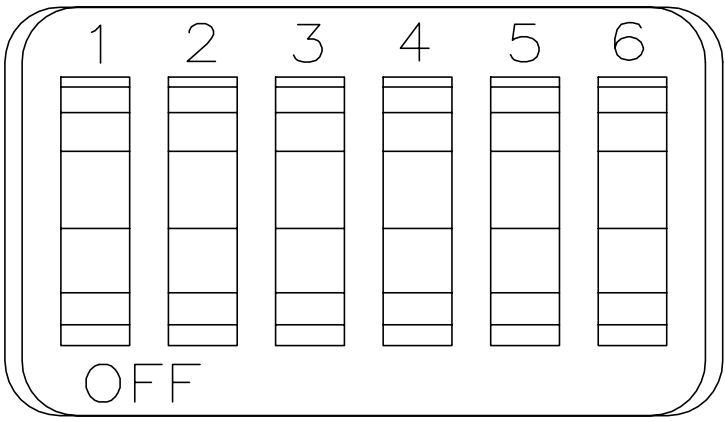


FIG 2

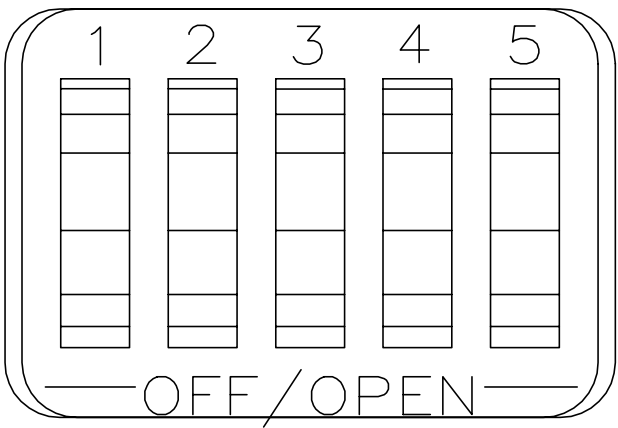


FIG 7

D

D

C

C


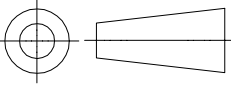
B

5435668

B

A

A

THIS DRAWING IS A CONTROLLED DOCUMENT.		DWN BSV	08JAN05	 TE Connectivity Ltd.	
		CHK	-		
<div>DIMENSIONS: INCHES</div> <div></div>	<div>TOLERANCES UNLESS OTHERWISE SPECIFIED:</div> <div>0 PLC ± - 1 PLC ± - 2 PLC ± - 3 PLC ± .005 4 PLC ± - ± - ANGLES</div>	APVD	-	NAME SWITCH ASSY, DIP, TYPE C, 7100 SERIES, SPST, LOW PROFILE	
		PRODUCT SPEC	-		
		APPLICATION SPEC	-	SIZE	CAGE CODE
		WEIGHT	-	A2	00779
MATERIAL	FINISH	CUSTOMER DRAWING		SCALE	4:1
-	-			SHEET	2 of 2
				REV	B

Mouser Electronics

Authorized Distributor

Click to View Pricing, Inventory, Delivery & Lifecycle Information:

[TE Connectivity:](#)

[3-5435668-4](#)