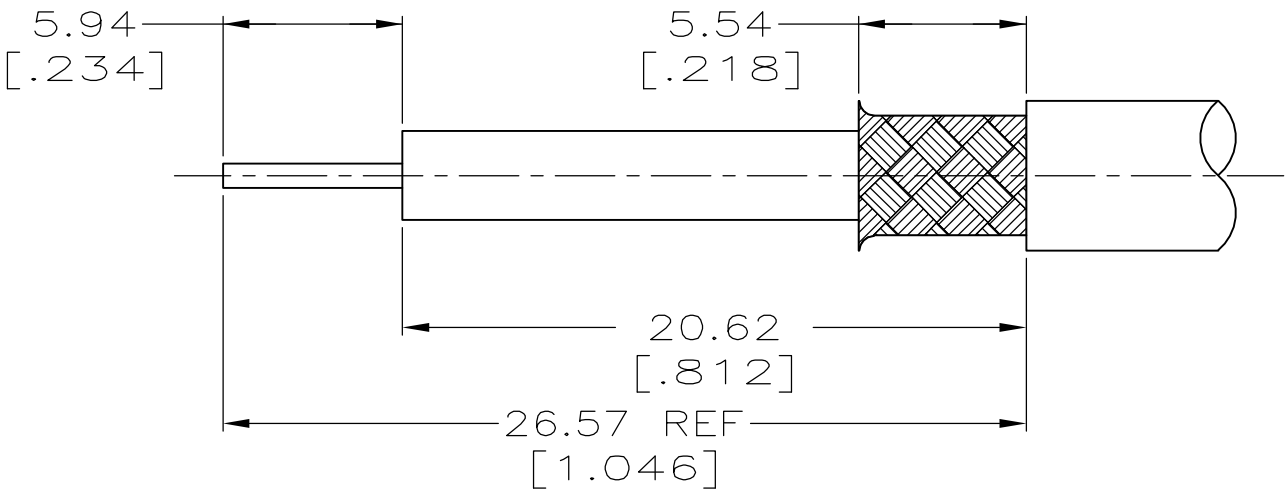
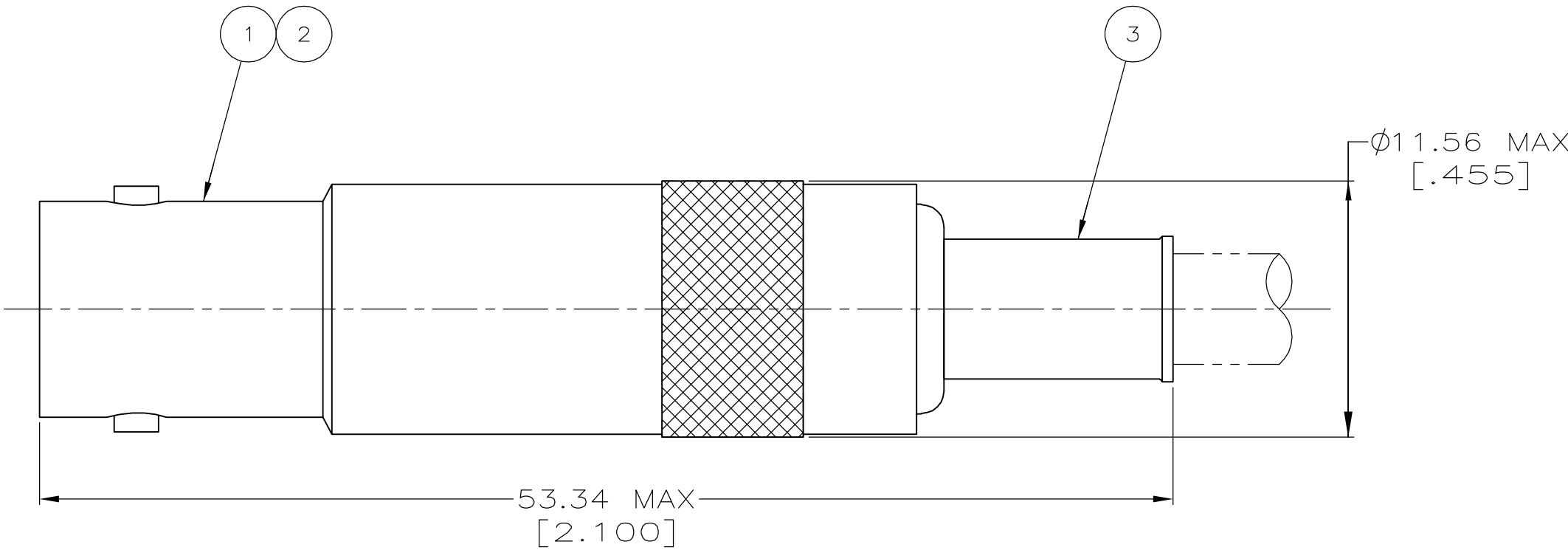



1 . USE INSTRUCTION SHEET 9821



RG-59/U, 59A/U, 59B/U, 62/U, 62A/U, 62B/U		220022-2	9-50428-0	225057-2	225096-4	5225087-5				
FOR USE WITH CABLE		HAND TOOL	③ FERRULE QTY=1	② CONTACT QTY=1	① JACK ASSEMBLY QTY=1	PART NUMBER				
			THIS DRAWING IS A CONTROLLED DOCUMENT.		DWN 31JAN2005 A. FERNANDEZ-DOCK5		tyco Tyco Electronics Corporation			
			DIMENSIONS: INCHES		TOLERANCES UNLESS OTHERWISE SPECIFIED: 0 PLC ± - 1 PLC ± - 2 PLC ± 0.41 [.016] 3 PLC ± - 4 PLC ± - ANGLES ± -		CHK 31JAN2005 J. HAVENER		Harrisburg, PA 17105-3608	
							APVD 31JAN2005 J. LIPPERT		NAME	
					APPLICATION SPEC -		PRODUCT SPEC		JACK, STANDARD HIGH VOLTAGE	
							-		-	
							-		-	
MATERIAL -		FINISH -		WEIGHT -		SIZE A2	CAGE CODE 00779	DRAWING NO C=5225087	RESTRICTED TO -	
CUSTOMER DRAWING				SCALE 4:1		SHEET 1 OF 1		REV 0		

Mouser Electronics

Authorized Distributor

Click to View Pricing, Inventory, Delivery & Lifecycle Information:

[TE Connectivity:](#)

[5225087-5](#)