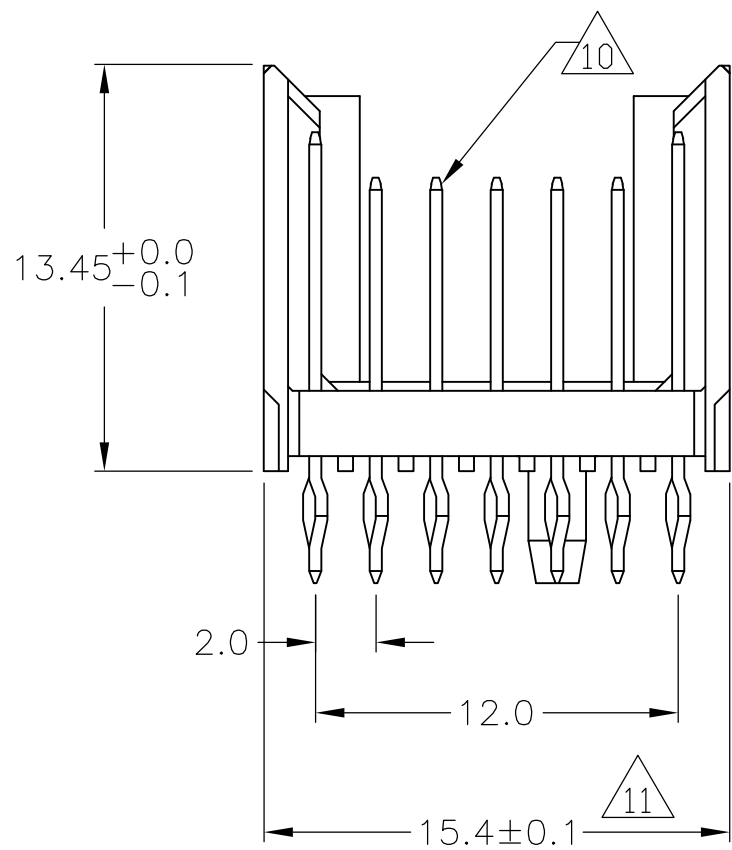
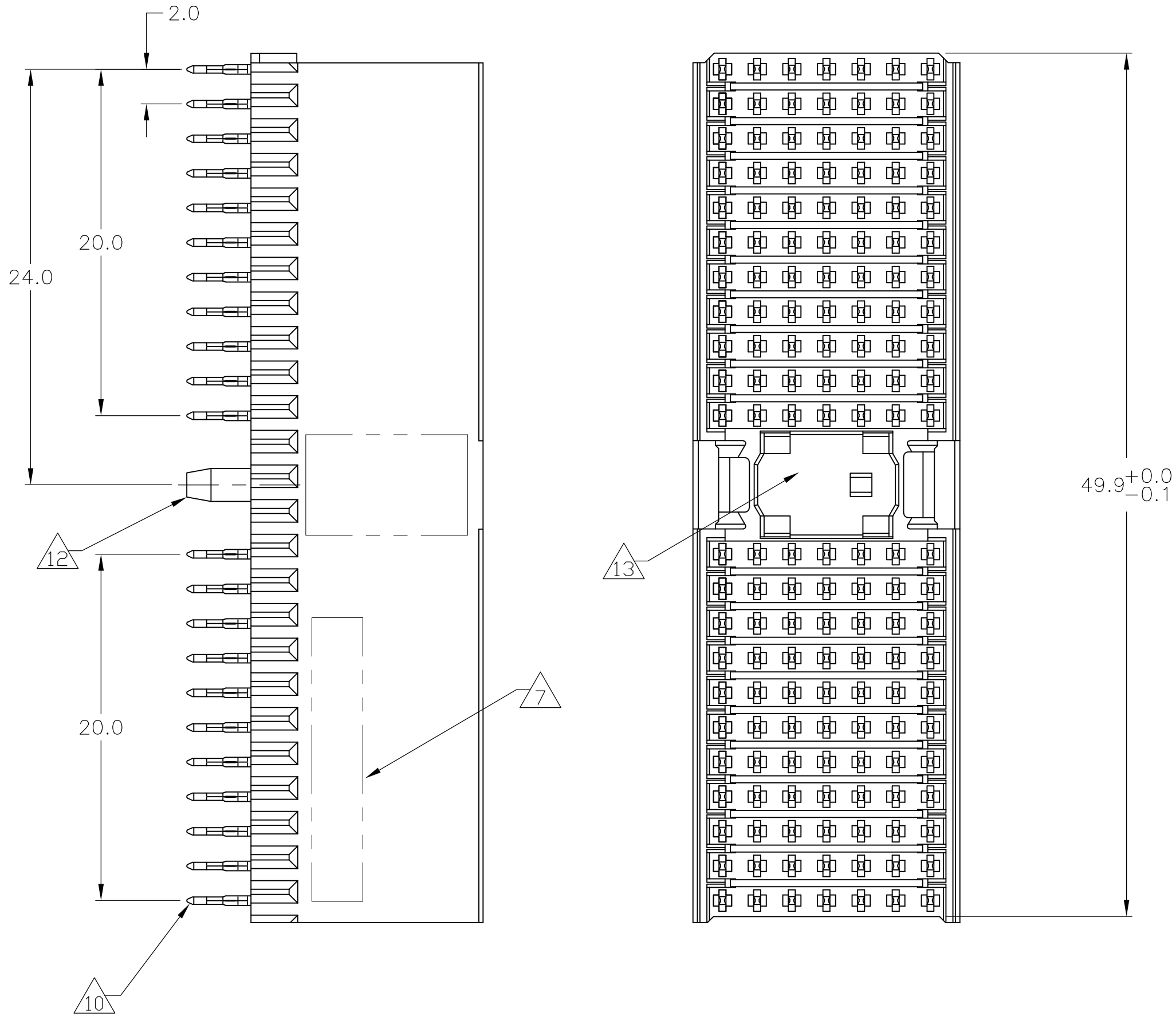
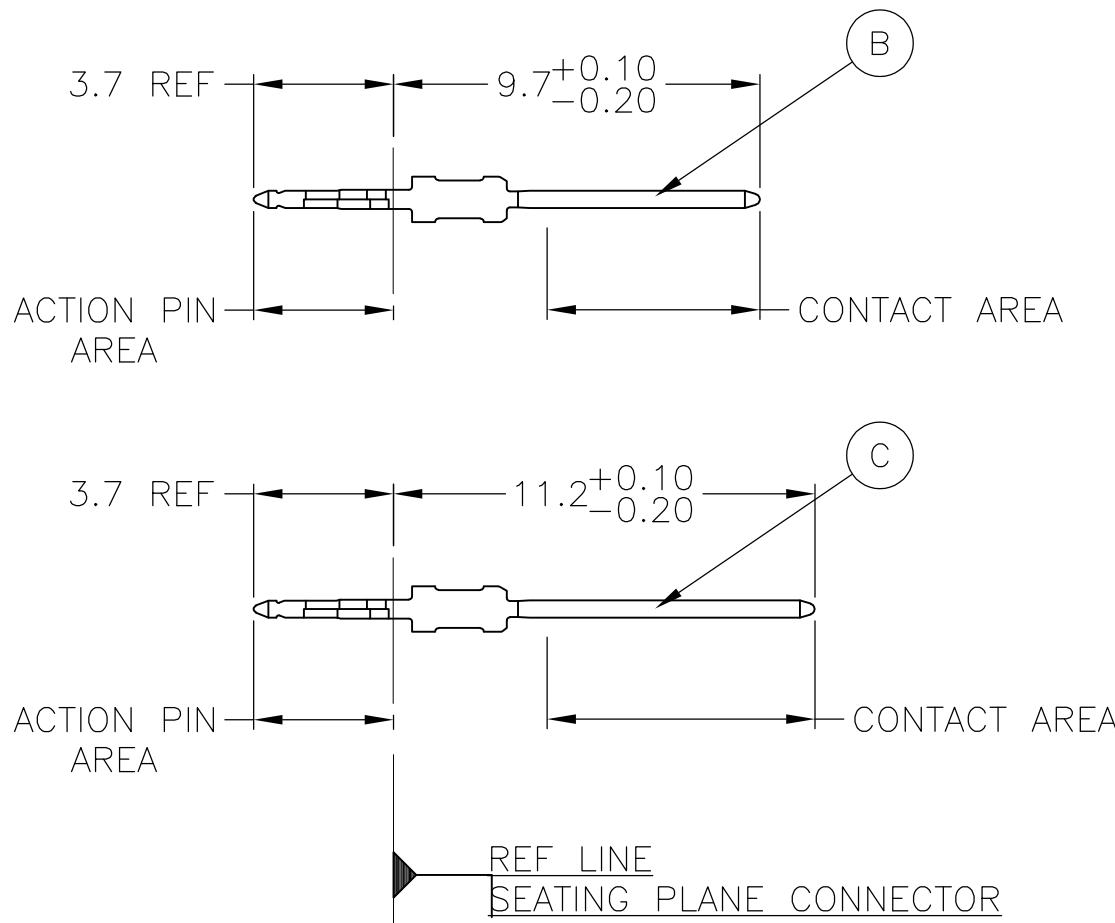


LOC	DIST	REVISIONS				
AD	00	P	LTR	DESCRIPTION	DATE	DWN
		B		REVISED PER EC OS12-0306-05	24MAY06	BC
		B1		REVISED PER ECO-10-000444	16JAN10	KK
		C		ECR-10-019054	15SEP10	DP
						APVD
						GS
						AEQ
						MQW

CONNECTOR ASSEMBLY
EXAMPLARY LOADED



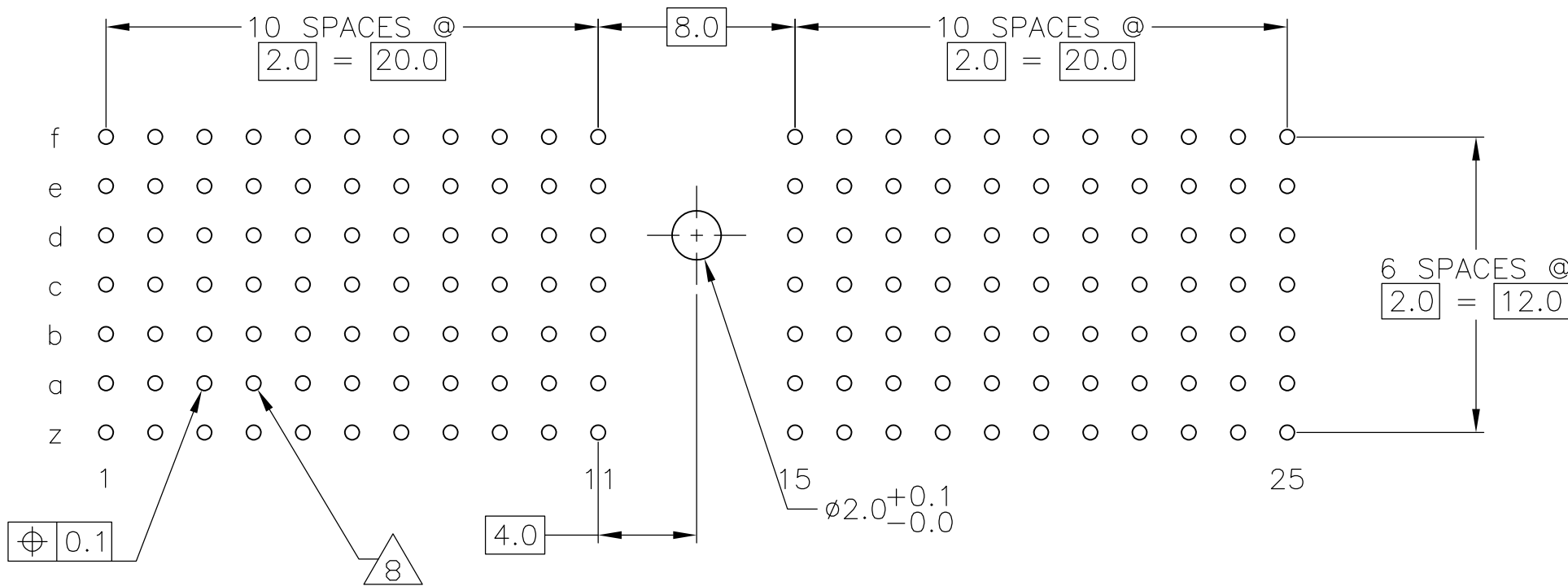
CONTACT DIMENSIONS
SCALE 5:1



CONTACT LAYOUT

	z	a	b	c	d	e	f
1	C	B	B	B	B	B	C
2	C	B	B	B	B	B	C
3	C	B	B	B	B	B	C
4	C	B	B	B	B	B	C
5	C	B	B	B	B	B	C
6	C	B	B	B	B	B	C
7	C	B	B	B	B	B	C
8	C	B	B	B	B	B	C
9	C	B	B	B	B	B	C
10	C	B	B	B	B	B	C
11	C	B	B	B	B	B	C
	MULTI PURPOSE CENTER						
15	C	B	B	B	B	B	C
16	C	B	B	B	B	B	C
17	C	B	B	B	B	B	C
18	C	B	B	B	B	B	C
19	C	B	B	B	B	B	C
20	C	B	B	B	B	B	C
21	C	B	B	B	B	B	C
22	C	B	B	B	B	B	C
23	C	B	B	B	B	B	C
24	C	B	B	B	B	B	C
25	C	B	B	B	B	B	C

RECOMMENDED PCB-HOLE LAYOUT
COMPONENT SIDE SHOWN



PLATED THRU HOLES PARAMETERS



REFERENCE APPLICATION SPECIFICATION

15	OBSOLETE	2	6	14	1-5188399-9
		2	5	14	5188399-9
		2	4		5188399-4
		2	3		5188399-1
	FINISH			PART NUMBER	

THIS DRAWING IS A CONTROLLED DOCUMENT.		DWN B CARBO	06JAN05	Tyco Electronics Corporation Harrisburg, PA, 17105-3608	
		CHK G SKIPPER	06JAN05	NAME	
DIMENSIONS: MM		APVD G SKIPPER	06JAN05	PRODUCT SPEC	
		108-19082		MALE ASSEMBLY, Z-PACK 2mm HM, TYPE A	
		114-19029		APPLICATION SPEC	
MATERIAL		WEIGHT		SIZE	
1		—		A1 00779	
		SEE TABLE		DRAWING NO	
				RESTRICTED TO	
				C=5188399	
				CUSTOMER DRAWING	
				SCALE	
				4:1	
				SHEET	
				1 OF 2	
				REV	
				C	

LOC	DIST	REVISIONS					
AD	00	P	LTR	DESCRIPTION	DATE	DWN	APVD
			—	SEE SHEET 1	—	—	—

- 1
- MATERIAL:
CONTACT: PHOSPHOR BRONZE.
HOUSING: GLASS-FILLED POLYESTER.
- 2
- GENERAL PLATING SPECIFICATION: UNDERPLATING
(ENTIRE CONTACT): 1.27μm MIN NICKEL AND ACTION
PIN: 0.5μm MIN TIN.
FOR PLATING OF MATING SURFACES SEE APPLICABLE
SPECIFICATION REFERENCE FOR EACH DASH NUMBER.
- 3
- CONFORMS TO ALL TESTING ACCORDING TO IEC 61076-4-101
PERFORMANCE LEVEL 2.
- 4
- CONFORMS TO ALL TESTING ACCORDING TO IEC 61076-4-101
PERFORMANCE LEVEL 1.
- 5
- CONNECTOR TESTED AND QUALIFIED AGAINST TELCORDIA GR-1217-CORE QUALITY LEVEL 3,
CENTRAL OFFICE APPLICATIONS.
- 6
- CONNECTOR TESTED AND QUALIFIED AGAINST TELCORDIA GR-1217-CORE QUALITY LEVEL 3,
UNCONTROLLED ENVIROMENT APPLICATIONS.
- 7
- CONNECTOR MARKED WITH PART NUMBER AND DATE CODE.
ADDITIONAL CHARACTERS OR MARKINGS, AS WELL AS THE LOCATION OF THE MARKINGS,
MAY BE ADDED FOR TRACEABILITY BASED UPON MANUFACTURERS DISCRETION.
- 8
- PLATED-THROUGH HOLES AT 2x2mm SQUARE GRID
PATTERN DEFINED BY CONTACT LAYOUT.
- 9
- FOR ACTUAL PIN LOADING SEE "CONTACT LAYOUT".
- 10
- FOR ACTUAL PIN DIMENSIONS SEE "CONTACT DIMENSIONS".
- 11
- TO BE MEASURED AT BOTTOM OF SHROUD.
- 12
- POLARIZATION FEATURE.
- 13
- AREA RESERVED FOR KEYING PART (BASIC P/N 100525)
- 14
- CONNECTOR LUBRICATED WITH BELCORE APPROVED LUBRICANT,
TECHNICAL REFERENCE: TR-NWT-001217 ISSUE 1, SEP 1992.
- 15
- OBSOLETE PARTS: OBSOLETE CIS STREAMLINING PER D.RENAUD/D.SINISI

THIS DRAWING IS A CONTROLLED DOCUMENT.		DWN B CARBO 06JAN05		 Tyco Electronics Corporation Harrisburg, PA, 17105-3608	
DIMENSIONS: MM		TOLERANCES UNLESS OTHERWISE SPECIFIED: 0-PLG ± 1-PLG ± 0.1 2-PLG ± 3-PLG ± 4-PLG ± ANGLES ±		CHK G.SKIPPER 06JAN05	
		APVD G.SKIPPER 06JAN05		NAME	
		PRODUCT SPEC 108-19082		MALE ASSEMBLY, Z-PACK 2mm HM, TYPE A	
		APPLICATION SPEC 114-19029			
MATERIAL SEE SHEET 1		FINISH SEE SHEET 1		SIZE A1	
		WEIGHT —		CAGE CODE 00779	
		CUSTOMER DRAWING		DRAWING NO 5188399	
		SCALE 4:1		RESTRICTED TO —	
		SHEET 2		OF 2	
		REV C			

Mouser Electronics

Authorized Distributor

Click to View Pricing, Inventory, Delivery & Lifecycle Information:

[TE Connectivity:](#)

[5188399-9](#)