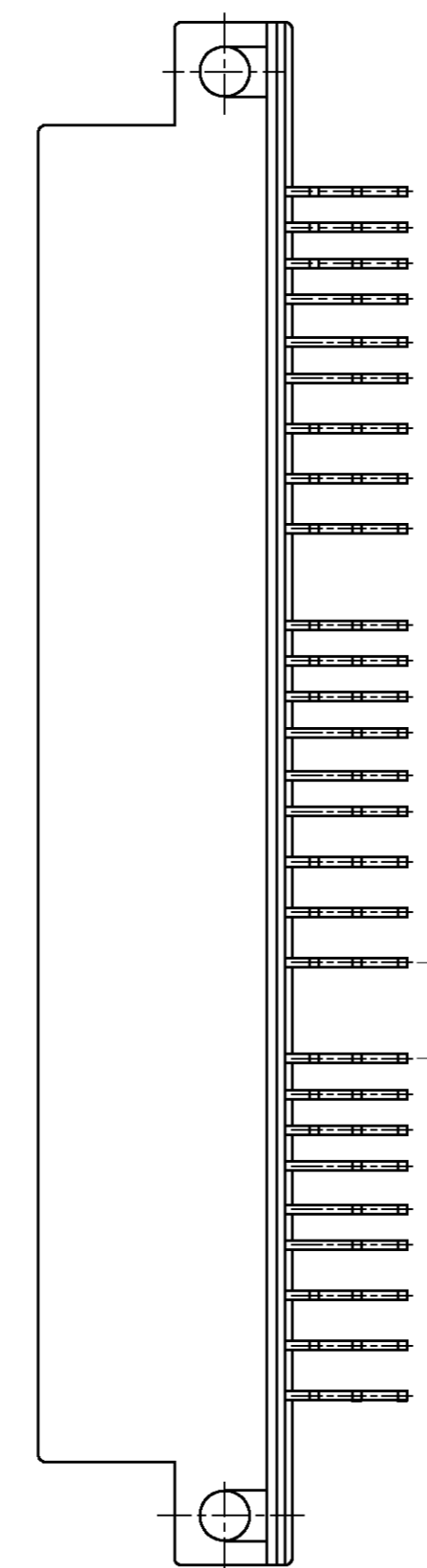
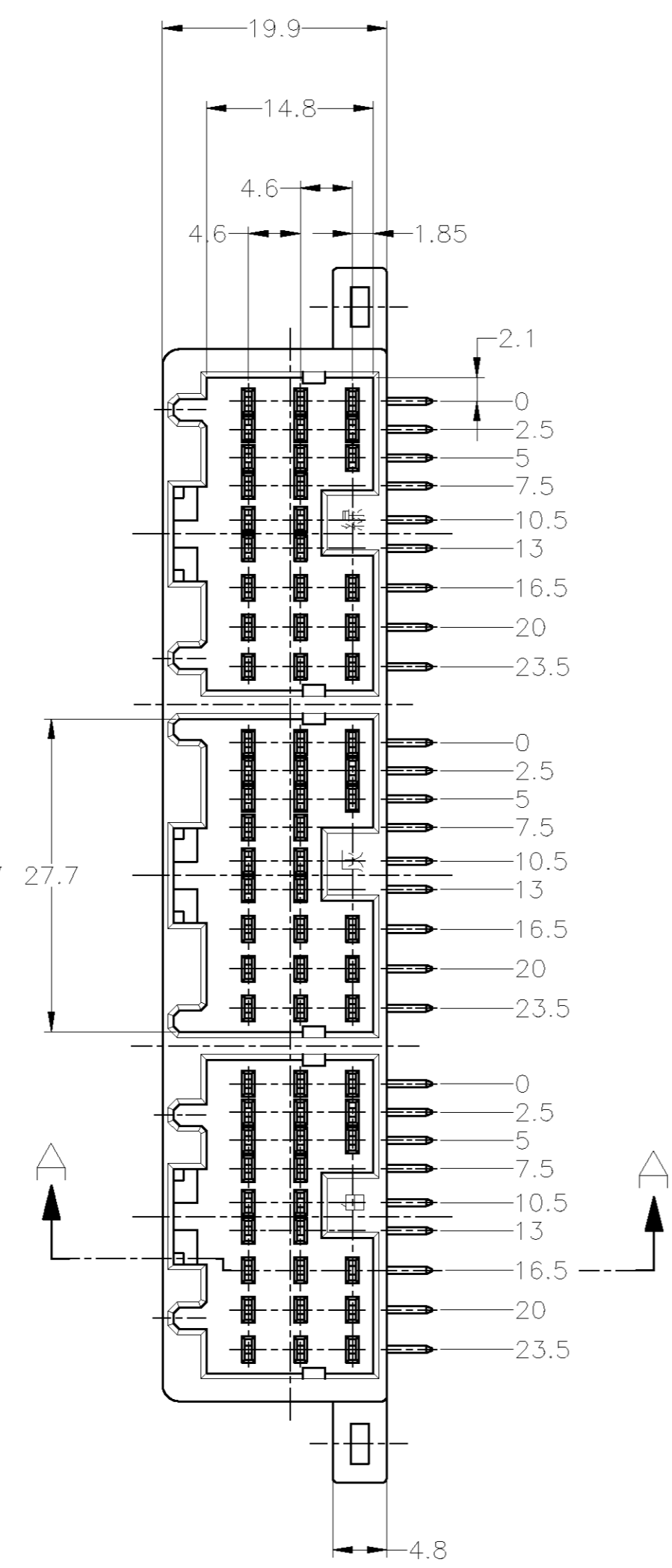
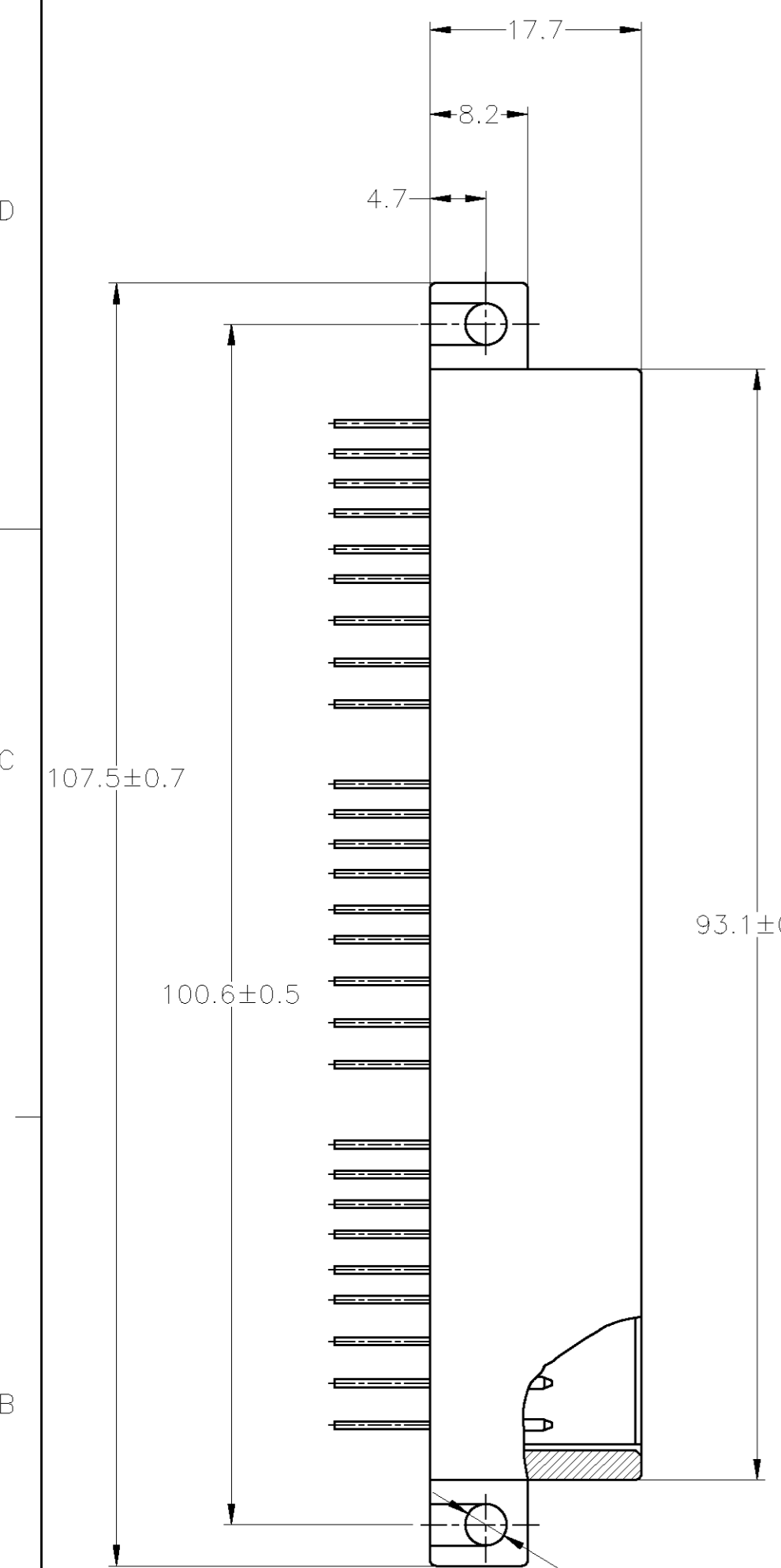
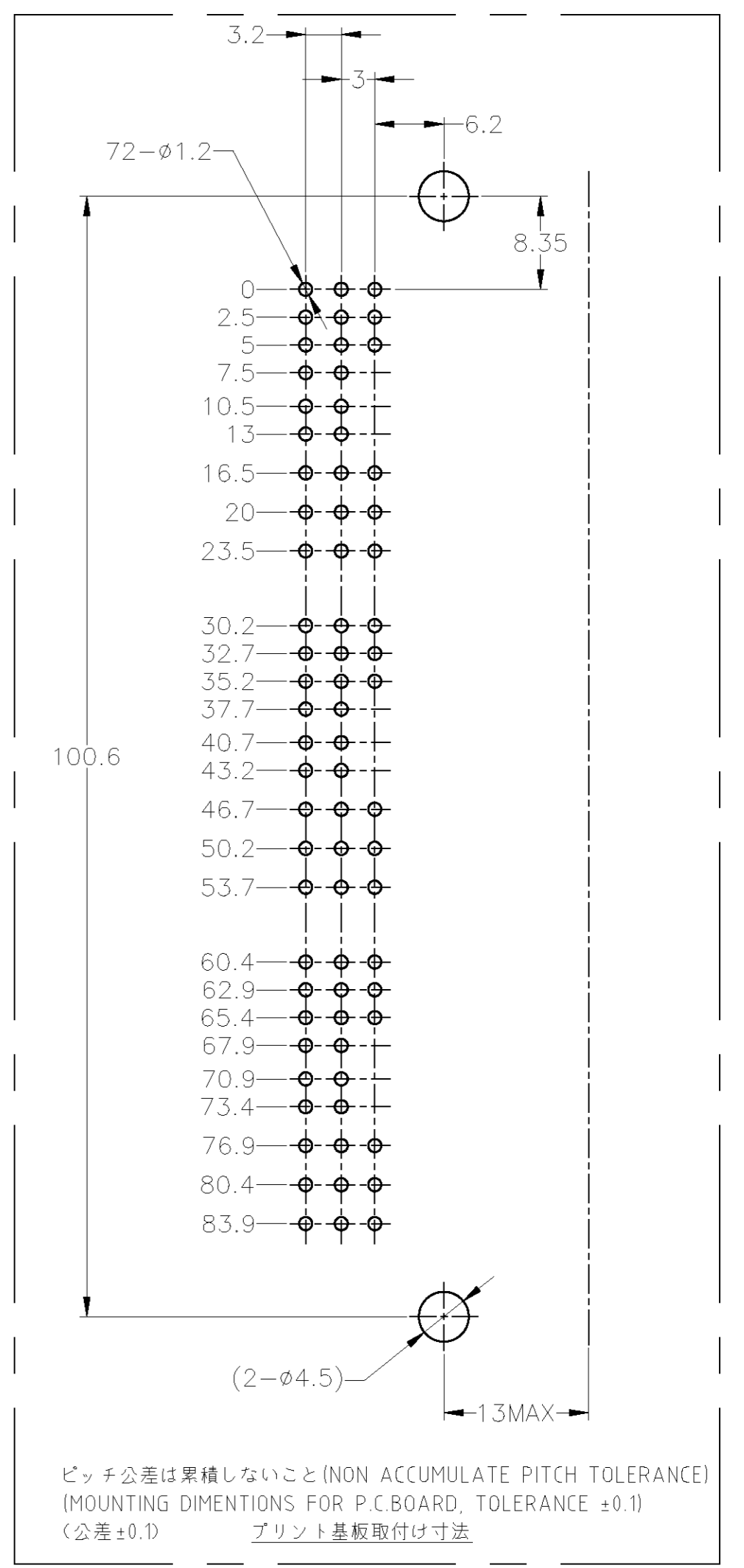


THIS DRAWING IS UNPUBLISHED. RELEASED FOR PUBLICATION
 © COPYRIGHT BY TYCO ELECTRONICS CORPORATION. ALL INTERNATIONAL RIGHTS RESERVED.

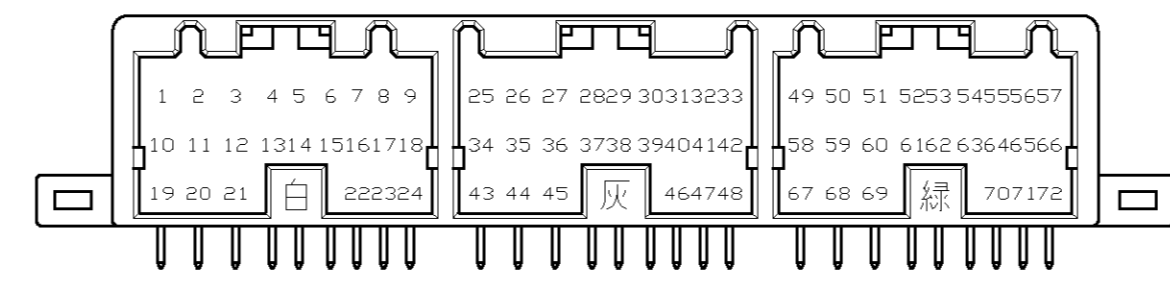
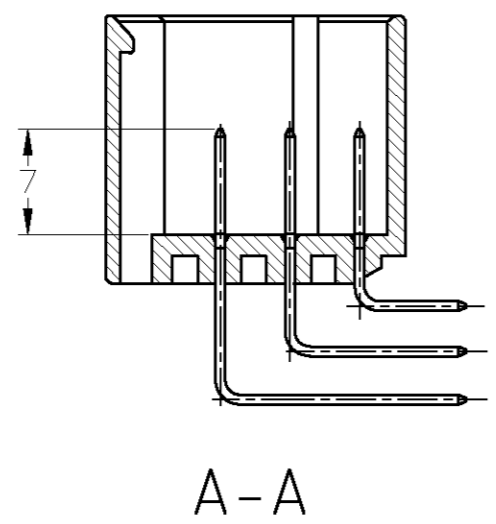
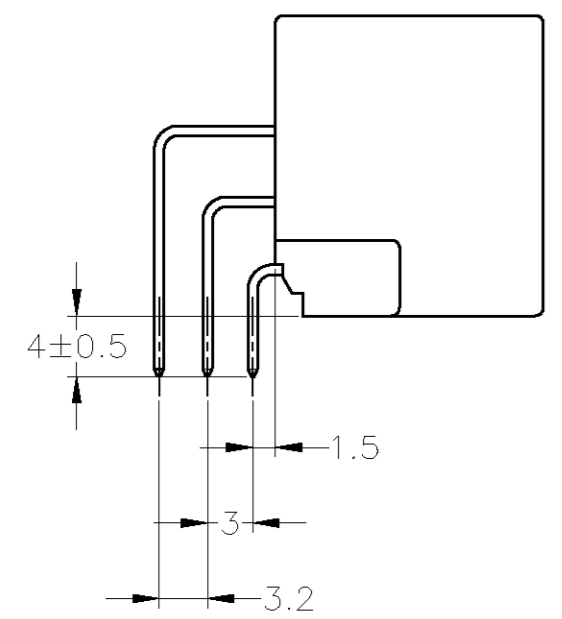
LOC		DIST		REVISIONS				DATE	DWN	APVD
P	LTR	DESCRIPTION		DATE	DWN	APVD				
J	-	01	REVISED	ECR-09-017430	04AUG09	SF	KB			



1. APPLICABLE P.CBOARD THICKNESS 1.6mm
 2. RECOMMENDED MOUNTING SCREW, 4mmDIA, 6mmLENGTH TAPPING SCREW SPECIFIED IN JIS B1115, B1122 (TIGHTENING TORQUE, 4kgcm MAX)
 3. THE MATING PLUG HSG P/N: 316371, 316372, 353112
 4. PRODUCT SPEC No.108-5452
 5. CIRCUIT NUMBER
1. 適用プリント基板厚: 1.6mm
 2. 推奨取付ネジ: JIS B115, B1122 タッピンネジ, ナベ2種 呼び径4、長さ6mm (締付トルク 4kgcm以下)
 3. 嵌合相手型番: 316371, 316372, 353112
 4. 適用製品規格番号 108-5452
 5. 回路番号: 下図参照のこと



ピッチ公差は累積しないこと (NON ACCUMULATE PITCH TOLERANCE)
 (MOUNTING DIMENSIONS FOR P.CBOARD, TOLERANCE ±0.1)
 (公差±0.1) プリント基板取付け寸法



GENERAL TOLERANCE	0< * < 10 : ±0.2 10< * < 30 : ±0.25 30< * < 100 : ±0.3 ANGLES : ±3°
-------------------	--

THIS DRAWING IS A CONTROLLED DOCUMENT.	
DIMENSIONS: mm	TOLERANCES UNLESS OTHERWISE SPECIFIED:
0 PLC ±	1 PLC ± -
2 PLC ± -	3 PLC ± -
4 PLC ± -	ANGLES ± -
MATERIAL: HSG:PBT CONTACT:BRASS	FINISH: SEE TABLE

DWN: S.FUJITA 04AUG09	CHK: K.BETSUI 04AUG09	APVD: K.BETSUI 04AUG09	NAME: .040II SRS MULTI LOCK CONN. MK-II 72Pos. CAP HSG ASSY
PRODUCT SPEC: 108-5452	APPLICATION SPEC: -	WEIGHT: -	SIZE: A2 CAGE CODE: 00779 C=353110
CUSTOMER DRAWING		SCALE: 2:1	SHEET: 1 of 1 REV: 01

PRE-TIN(錫めっき済み)	LIGHT GRAY(淡灰)	353110-6
FINISH OF CONTACT(コンタクト仕上げ)	COLOR(色)	PART No.(型番)

Mouser Electronics

Authorized Distributor

Click to View Pricing, Inventory, Delivery & Lifecycle Information:

[TE Connectivity:](#)

[353110-6](#)