

4

3

2

1

THIS DRAWING IS UNPUBLISHED.

RELEASED FOR PUBLICATION

.1996

LOC DIST

REVISIONS

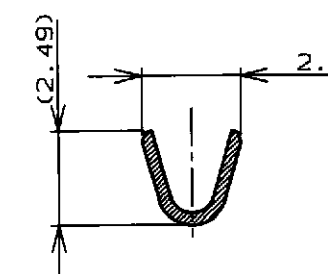
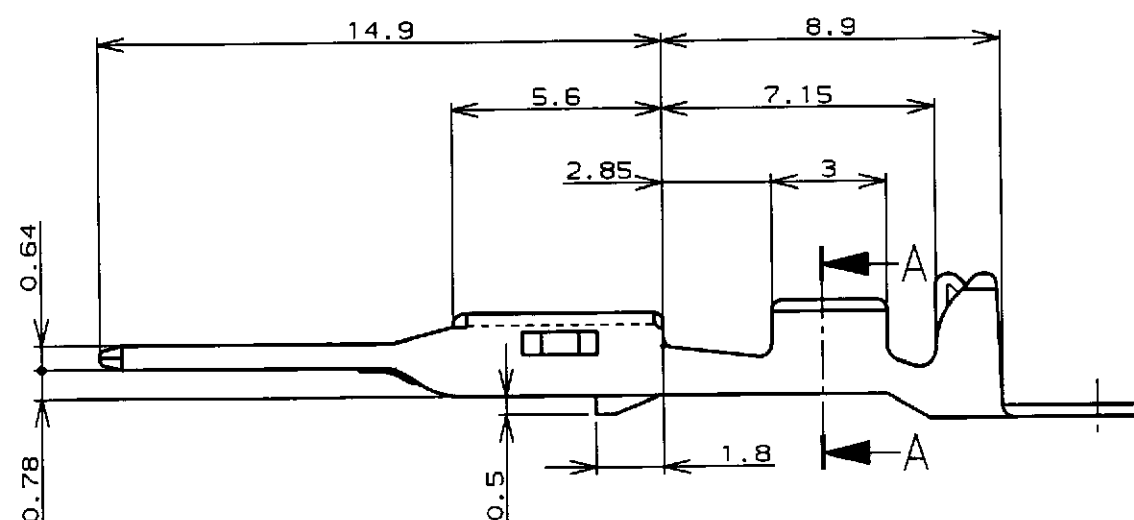
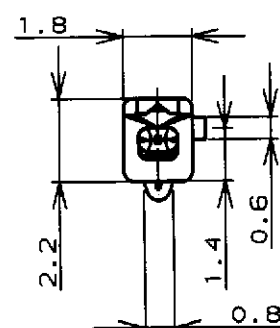
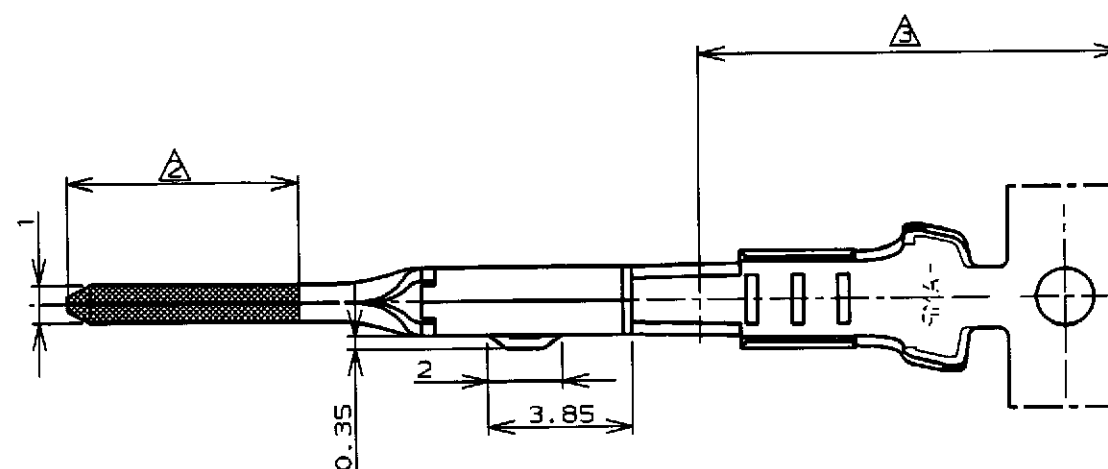
© COPYRIGHT 1996

BY AMP INCORPORATED. ALL RIGHTS RESERVED.

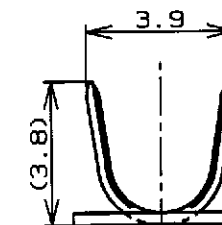
J

-

P	LTR	DESCRIPTION	ECN	DATE	DWN	APVD
	0	DRAWN	FJ00-4529-96	4/24'96	HY	NS
	A	REVISED	FJ00-5196-96	9/17'96	SO	KO
	B	REVISED	FJ00-1823-97	08DEC97	HY	NS
	C	REVISED	FJ00-2179-98	26JAN99	HY	NS



A-A



注記;

1. 適用電線: AVSS, CAVS 0.3~0.5mm²
 △ 金めつき範囲 (-2 のみ).
 △ すずめつき範囲 (-2 のみ).

NOTES;

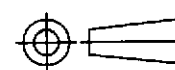
1. APPLICABLE WIRE RANGE;
 AVSS, CAVS 0.3~0.5mm²

- △ GOLD PLATING AREA (-2 ONLY)
 △ TIN PLATING AREA (-2 ONLY)

THIS DRAWING IS A CONTROLLED DOCUMENT FOR AMP INCORPORATED. IT IS SUBJECT TO CHANGE AND THE CONTROLLING ENGINEERING ORGANIZATION SHOULD BE CONTACTED FOR THE LATEST REVISION.

DIMENSIONS.

単位: mm



MATERIAL

BRASS
黄銅

TOLERANCES UNLESS OTHERWISE SPECIFIED

一般公差
 10mm: ±0.2
 30mm: ±0.25
 100mm: ±0.3
 ANGLE: ±3°

FINISH

SEE TABLE
表参照

DWN

H. YAMAGAMI

CHK

T. KOHNO

APVD

N. SAI

PRODUCT SPEC

製品規格

APPLICATION SPEC

取付適用規格

114-5227

WEIGHT

0.34g

CUSTOMER DRAWING

SELECTIVE GOLD/TIN
(部分金めつき/すずめつき)

316834-2

PRE-TINNED
(すずめつき)

316834-1

FINISH (仕上)

PART NUMBER (型番)

AMP

日本エー・エム・ピー株式会社
Kawasaki, Japan.040 III SEALED CONTACT,
TAB (S)

SIZE

A3

CAGE CODE

00779

DRAWING NO

C-316834

SCALE

5-1

SHEET

1

OF

1

REV

C

Mouser Electronics

Authorized Distributor

Click to View Pricing, Inventory, Delivery & Lifecycle Information:

[TE Connectivity:](#)

[316834-1](#)