

LOC	DIST	REVISIONS					
AD	00	P	LTR	DESCRIPTION	DATE	DWN	APVD
			V	REVISED PER ECO-15-002755	28FEB2015	NK	RH

SPECIFICATIONS:

MATERIALS:
CASE: GLASS FILLED PPS, UL94V-O BROWN
COVER: STAINLESS STEEL
ACTUATOR BUTTON: SEE TABLE - UL94V-O
MOVING CONTACT: COPPER ALLOY, SILVER CLAD
MOVING CONTACT: (1571563-1,-2,-7&-8), STAINLESS STEEL,
AG CLAD OVER NICKEL
FIXED CONTACT/TERMINAL, COPPER ALLOY-SILVER OVER NICKEL PLATE

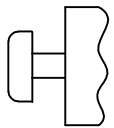
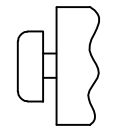
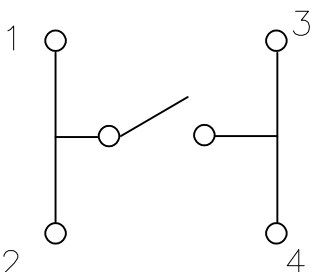
ELECTRICAL:
MAX CONTACT RATING: 50MILLIAMPS@24V DC
MIN CONTACT RATING: 10MICROAMPS@1V DC
INITIAL CONTACT RESISTANCE: 100 MILLIOHMS MAX.
INSULATION RESISTANCE: 100 MEGOHMS AT 100 VDC MIN.
DIELECTRIC STRENGTH: 500 VAC 50/60 Hz FOR 1 MINUTE.
LIFE EXPECTANCY: (SEE TABLE)


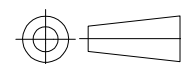
MECHANICAL:
ACTUATION FORCE: (SEE TABLE)
ACTUATION TRAVEL: 0.25 +0.20/-0.10 [.010 +.008/-0.004]

ENVIRONMENTAL:
OPERATING TEMPERATURE: -35°C TO +85°C
STORAGE TEMPERATURE: -35°C TO +85°C
SOLDER HEAT RESISTANCE PER 109-201, CONDITION B

SOLDERABILITY:
SPECIFICATION EIA-364-52, CLASS 1, CATEGORY 2

- 1
- TAPE AND REEL PACKAGING PER EIA 481.
- 2
- ALL MATERIALS AND FINISHES SHALL COMPLY WITH EU
DIRECTIVE 2002/95/EC OF 27JAN2003 (ROHS)

()-INDICATES MOMENTARY POSITION		
CIRCUIT CHARACTERISTICS		
CONTACT POSITION	CIRCUIT DIAGRAM	
		
OFF	(ON) 1 - 3 2 - 4	

THIS DRAWING IS A CONTROLLED DOCUMENT.		DWN D.SARKISIAN 04MAY04	 TE Connectivity			
DIMENSIONS: mm [INCHES]		CHK D.SARKISIAN 22APR94	NAME			
	TOLERANCES UNLESS OTHERWISE SPECIFIED: 0 PLC ± - 1 PLC ± - 2 PLC ± 0.30[.012] 3 PLC ± - 4 PLC ± - ANGLES ± 1°	APVD D.SARKISIAN 22APR94	MICRO MINIATURE PUSHBUTTON SWITCH FSM JSM			
		PRODUCT SPEC	SIZE A2	CAGE CODE 00779	DRAWING NO 2-1437565-7	RESTRICTED TO -
MATERIAL -	FINISH -	APPLICATION SPEC	WEIGHT -	SCALE 8:1	SHEET 1 OF 2	REV V
CUSTOMER DRAWING						

Mouser Electronics

Authorized Distributor

Click to View Pricing, Inventory, Delivery & Lifecycle Information:

[TE Connectivity:](#)

[1571563-8](#)