

LOC	DIST	REVISIONS					
AD	00	P	LTR	DESCRIPTION	DATE	DWN	APVD
			V	REVISED PER ECO-15-002755	28FEB2015	NK	RH

SPECIFICATIONS:

MATERIALS:
CASE: GLASS FILLED PPS, UL94V-O BROWN
COVER: STAINLESS STEEL
ACTUATOR BUTTON: SEE TABLE - UL94V-O
MOVING CONTACT: COPPER ALLOY, SILVER CLAD
MOVING CONTACT: (1571563-1,-2,-7&-8), STAINLESS STEEL,
AG CLAD OVER NICKEL
FIXED CONTACT/TERMINAL, COPPER ALLOY-SILVER OVER NICKEL PLATE

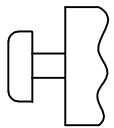
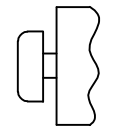
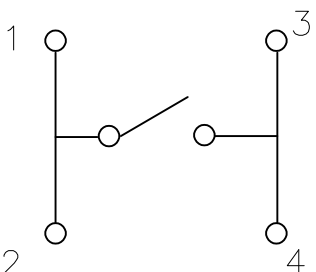
ELECTRICAL:
MAX CONTACT RATING: 50MILLIAMPS@24V DC
MIN CONTACT RATING: 10MICROAMPS@1V DC
INITIAL CONTACT RESISTANCE: 100 MILLIOHMS MAX.
INSULATION RESISTANCE: 100 MEGOHMS AT 100 VDC MIN.
DIELECTRIC STRENGTH: 500 VAC 50/60 Hz FOR 1 MINUTE.
LIFE EXPECTANCY: (SEE TABLE)


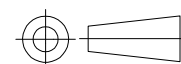
MECHANICAL:
ACTUATION FORCE: (SEE TABLE)
ACTUATION TRAVEL: 0.25 +0.20/-0.10 [.010 +.008/- .004]

ENVIRONMENTAL:
OPERATING TEMPERATURE: -35°C TO +85°C
STORAGE TEMPERATURE: -35°C TO +85°C
SOLDER HEAT RESISTANCE PER 109-201, CONDITION B

SOLDERABILITY:
SPECIFICATION EIA-364-52, CLASS 1, CATEGORY 2

- 1
- TAPE AND REEL PACKAGING PER EIA 481.
- 2
- ALL MATERIALS AND FINISHES SHALL COMPLY WITH EU DIRECTIVE 2002/95/EC OF 27JAN2003 (ROHS)


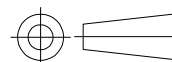
()-INDICATES MOMENTARY POSITION		
CIRCUIT CHARACTERISTICS		
CONTACT POSITION	CIRCUIT DIAGRAM	
		
OFF	(ON) 1 - 3 2 - 4	

THIS DRAWING IS A CONTROLLED DOCUMENT.		DWN D.SARKISIAN 04MAY04		 TE Connectivity				
		CHK D.SARKISIAN 22APR94						
DIMENSIONS: mm [INCHES]		TOLERANCES UNLESS OTHERWISE SPECIFIED:		NAME MICRO MINIATURE PUSHBUTTON SWITCH FSM JSM				
	0 PLC ± -		APVD D.SARKISIAN 22APR94					
	1 PLC ± -		PRODUCT SPEC					
	2 PLC ± 0.30[.012]		—					
	3 PLC ± -		APPLICATION SPEC					
4 PLC ± -		—	SIZE		CAGE CODE	DRAWING NO	RESTRICTED TO	
MATERIAL —		FINISH —		WEIGHT —		A2 00779 C-2-1437565-7		—
CUSTOMER DRAWING				SCALE 8:1		SHEET 1 of 2		REV V

THIS DRAWING IS UNPUBLISHED.			RELEASED FOR PUBLICATION			2-1437565-7 , 2-1437565-7		
© COPYRIGHT 2-1437565-7			ALL RIGHTS RESERVED.					

LOC	DIST	REVISIONS						
AD	00	P	LTR	DESCRIPTION		DATE	DWN	APVD
		-		SEE SHEET 1		-	-	-

	100,000	WHITE	NYLON	260G±50G	12MM	24MM	13.00±0.10 [.512±.010]	9.40±0.10 [.370±.004]	FSM14JSMAATR	1571563-6	
	100,000	WHITE	NYLON	260G±50G	-	-	13.00±0.10 [.512±.010]	9.40±0.10 [.370±.004]	FSM14JSMAA	1571563-5	
OBSOLETE	100,000	BROWN	NYLON	100G±50G	-	-	13.00±0.10 [.512±.010]	9.40±0.10 [.370±.004]	FSM14JSML	1-1571563-0	
	100,000	WHITE	NYLON	260G±50G	12MM	24MM	9.50±0.10 [.374±.004]	5.89±0.10 [.232±.004]	FSM8JSMAATR	1-1571563-4	
OBSOLETE	100,000	WHITE	NYLON	260G±50G	-	-	9.50±0.10 [.374±.004]	5.89±0.10 [.232±.004]	FSM8JSMAA	1-1571563-3	
	100,000	BLACK	PPS	160G±50G	12MM	24MM	9.50±0.10 [.374±.004]	5.89±0.10 [.232±.004]	FSM8JSMATR	1571563-9	
	100,000	BLACK	PPS	160G±50G	-	-	9.50±0.10 [.374±.004]	5.89±0.10 [.232±.004]	FSM8JSMA	3-1437566-8	
OBSOLETE	100,000	WHITE	NYLON	260G±50G	12MM	24MM	7.01±0.10 [.276±.004]	3.40±0.10 [.134±.004]	FSM6JSMAATR	1-1571563-2	
OBSOLETE	100,000	WHITE	NYLON	260G±50G	-	-	7.01±0.10 [.276±.004]	3.40±0.10 [.134±.004]	FSM6JSMAA	1-1571563-1	
	100,000	BLACK	PPS	160G±50G	12MM	24MM	7.01±0.10 [.276±.004]	3.40±0.10 [.134±.004]	FSM6JSMATR	5-1437565-0	
	100,000	BLACK	PPS	160G±50G	-	-	7.01±0.10 [.276±.004]	3.40±0.10 [.134±.004]	FSM6JSMA	4-1437565-9	
	1,000,000	VIOLET	NYLON	70G±30G	12MM	16MM	4.98±0.25 [.196±.010]	1.40±0.10 [.055±.004]	FSM4JSMXLTR	1571563-2	
	1,000,000	VIOLET	NYLON	70G±30G	-	-	4.98±0.25 [.196±.010]	1.40±0.10 [.055±.004]	FSM4JSMXL	1571563-1	
	100,000	WHITE	NYLON	260G±50G	12MM	16MM	4.98±0.25 [.196±.010]	1.40±0.10 [.055±.004]	FSM4JSMAATR	1571563-4	
OBSOLETE	100,000	WHITE	NYLON	260G±50G	-	-	4.98±0.25 [.196±.010]	1.40±0.10 [.055±.004]	FSM4JSMAA	1571563-3	
	100,000	BLACK	PPS	160G±50G	12MM	16MM	4.98±0.25 [.196±.010]	1.40±0.10 [.055±.004]	FSM4JSMATR	4-1437565-2	
	100,000	BLACK	PPS	160G±50G	-	-	4.98±0.25 [.196±.010]	1.40±0.10 [.055±.004]	FSM4JSMA	4-1437565-1	
	1,000,000	BLUE	NYLON	100G±30G	12MM	16MM	4.98±0.25 [.196±.010]	1.40±0.10 [.055±.004]	FSM4JSMLSTR	1571563-8	
	1,000,000	BLUE	NYLON	100G±30G	-	-	4.98±0.25 [.196±.010]	1.40±0.10 [.055±.004]	FSM4JSMLS	1571563-7	
	100,000	WHITE	NYLON	260G±50G	12MM	16MM	4.29±0.15 [.169±.006]	0.71±0.10 [.028±.004]	FSM2JSMAATR	2-1437565-9	
	100,000	WHITE	NYLON	260G±50G	-	-	4.29±0.15 [.169±.006]	0.71±0.10 [.028±.004]	FSM2JSMAA	2-1437565-8	
	100,000	GRAY	PPS	160G±50G	12MM	16MM	4.29±0.15 [.169±.006]	0.71±0.10 [.028±.004]	FSM2JSMATR	3-1437565-0	
	100,000	GRAY	PPS	160G±50G	-	-	4.29±0.15 [.169±.006]	0.71±0.10 [.028±.004]	FSM2JSMA	2-1437565-7	
	200,000	BROWN	PPS	100±50G	12MM	16MM	4.29±0.15 [.169±.006]	0.71±0.10 [.028±.004]	FSM2JSMLTR	1571527-2	
	200,000	BROWN	PPS	100±50G	-	-	4.29±0.15 [.169±.006]	0.71±0.10 [.028±.004]	FSM2JSML	1571527-1	
LIFE CYCLE	ACTUATOR COLOR	ACTUATOR MATERIAL	ACTUATION FORCE	PITCH	TAPE WIDTH	DIM 'B'		DIM 'A'		T&B PART NUMBER	PART NUMBER

THIS DRAWING IS A CONTROLLED DOCUMENT.				DWN	D.SARKISIAN	04MAY04	 TE Connectivity									
DIMENSIONS:				CHK	D.SARKISIAN	22APR94										
mm [INCHES]				TOLERANCES UNLESS OTHERWISE SPECIFIED:			NAME									
				0 PLC ± -			PRODUCT SPEC									
				1 PLC ± -			APPLICATION SPEC									
				2 PLC ± 0.30[.012]			SCALE									
				3 PLC ± -			SHEET									
MATERIAL				FINISH			WEIGHT		CUSTOMER DRAWING		SCALE		SHEET		REV	
-				-			-		C=2-1437565-7		2 of 2		V			

Mouser Electronics

Authorized Distributor

Click to View Pricing, Inventory, Delivery & Lifecycle Information:

[TE Connectivity:](#)

[1571563-1](#)