© 2019 TE Connectivity. All Rights Reserved.

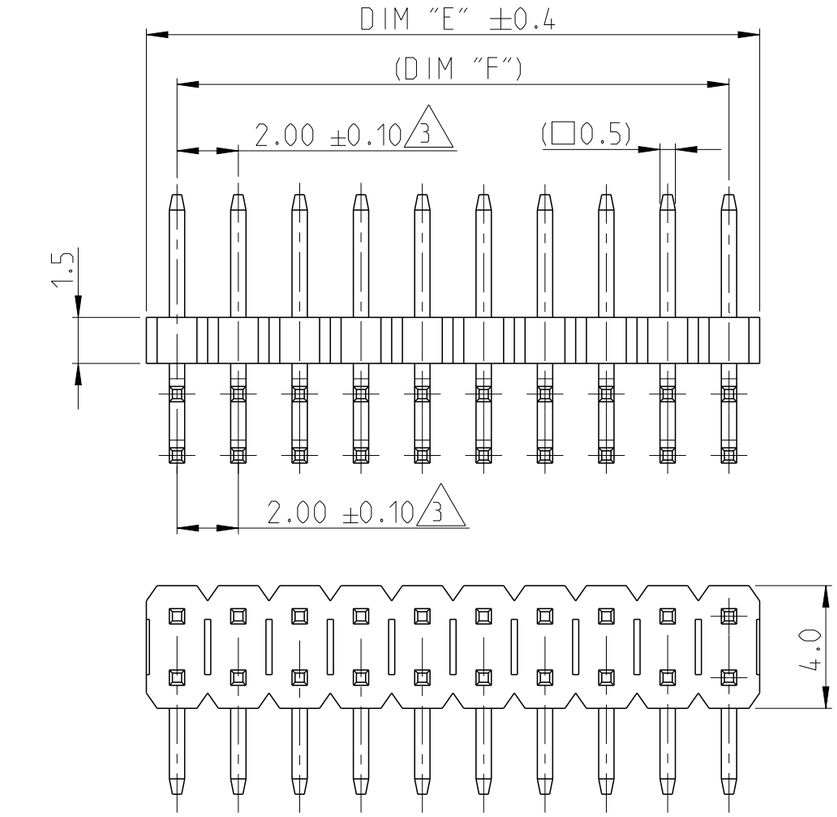

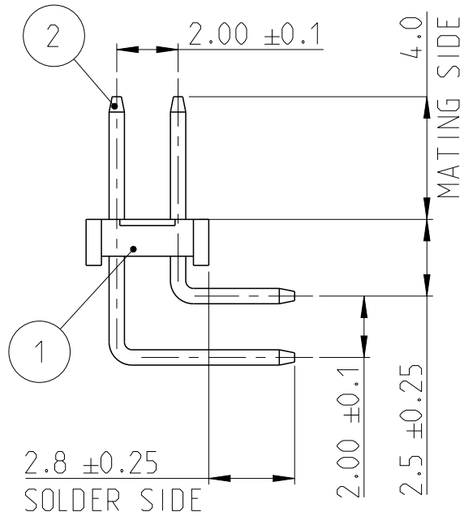

REVISIONS

P	LTR	DESCRIPTION	DATE	DWN	APVD
	A	PRODUCTION RELEASE	30AUG2019	SS	PS
	A1	REMOVED TOLERANCE FROM DIM F	18DEC2019	AY	PS
	A2	ADDED POSITION 2 AND 3	11JUN2020	AY	PS

NOTES:

1. MATERIAL
   HOUSING : HIGH TEMPERATURE THERMOPLASTIC, UL94-V0;COLOR- BLACK
   CONTACT PIN : COPPER ALLOY
   FINISH :
   MATING SIDE : MIN. 0.76 µm GOLD OVER NICKEL UNDER PLATING.
   SOLDER SIDE : MIN. 2.0 µm NRIGHT TIN OVER NICKEL UNDER PLATING.
2. PACKAGING: TUBE.
3. TOLERANCE NOT CUMULATIVE.
4. CUTTING BURR MAX. 0.25 mm

4:1

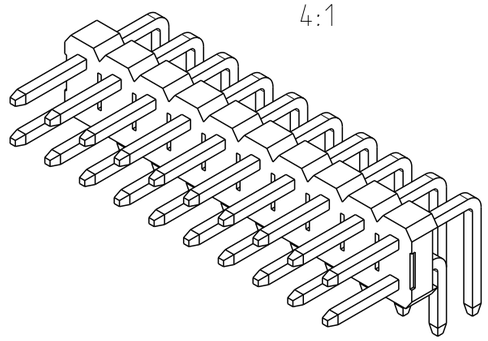

DIM "F"	DIM "E"	POS. PER ROW	TE PN
48.0	50.0	25	2-2842152-5
46.0	48.0	24	2-2842152-4
44.0	46.0	23	2-2842152-3
42.0	44.0	22	2-2842152-2
40.0	42.0	21	2-2842152-1
38.0	40.0	20	2-2842152-0
36.0	38.0	19	1-2842152-9
34.0	36.0	18	1-2842152-8
32.0	34.0	17	1-2842152-7
30.0	32.0	16	1-2842152-6
28.0	30.0	15	1-2842152-5
26.0	28.0	14	1-2842152-4
24.0	26.0	13	1-2842152-3
22.0	24.0	12	1-2842152-2
20.0	22.0	11	1-2842152-1
18.0	20.0	10	1-2842152-0
16.0	18.0	9	2842152-9
14.0	16.0	8	2842152-8
12.0	14.0	7	2842152-7
10.0	12.0	6	2842152-6
8.0	10.0	5	2842152-5
6.0	8.0	4	2842152-4
4.0	6.0	3	2842152-3
2.0	4.0	2	2842152-2

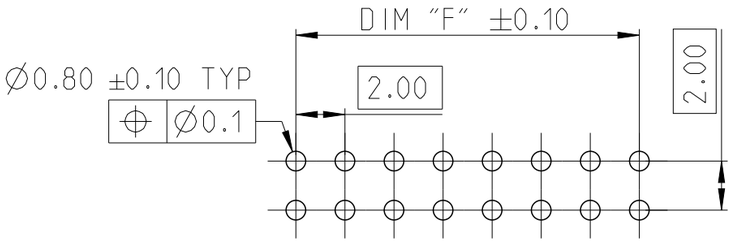

RECOMMENDED PCB HOLE PATTERN FOR THROUGH HOLE WAVE

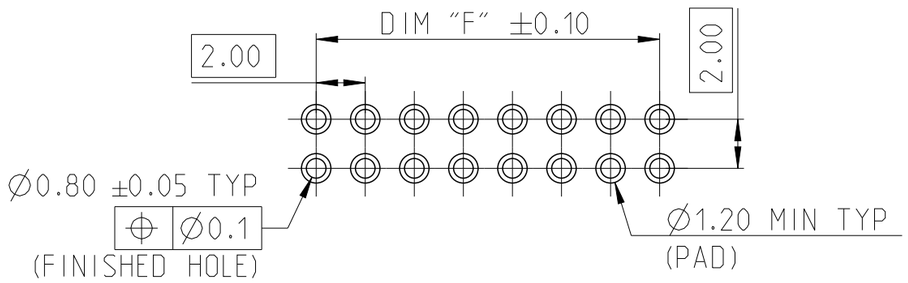

RECOMMENDED PCB HOLE PATTERN FOR THROUGH HOLE REFLOW/PIN-IN-PASTE

1-2842152-0 AS SHOWN

DESCRIPTION	ITEM NO.
CONTACT PIN	2
HOUSING	1

THIS DRAWING IS A CONTROLLED DOCUMENT.

DIMENSIONS: mm

TOLERANCES UNLESS OTHERWISE SPECIFIED:
0 PLC ±-
1 PLC ±0.2
2 PLC ±0.15
3 PLC ±-
4 PLC ±-
ANGLES ±2°

MATERIAL: SEE NOTES

FINISH: SEE NOTES

DWN SUBHASREE S 08AUG2019
CHK KARTHIK JK 13AUG2019
APVD PRASHANTH S 14AUG2019
PRODUCT SPEC 108-64040
APPLICATION SPEC 114-32259
WEIGHT -

TE Connectivity

NAME AMPMODU 2mm BREAKAWAY HEADER, DUAL ROW, RIGHT ANGLE, 0.76 Au, TUBE

SIZE	CAGE CODE	DRAWING NO	RESTRICTED TO
A3	00779	C-2842152	-

CUSTOMER DRAWING | SCALE 5:1 | SHEET 1 OF 1 | REV A2

Mouser Electronics

Authorized Distributor

Click to View Pricing, Inventory, Delivery & Lifecycle Information:

TE Connectivity:

2842152-6