

4

3

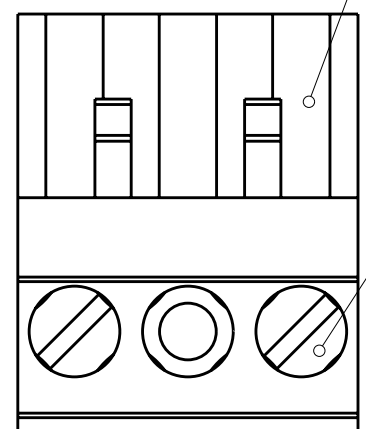
2

1

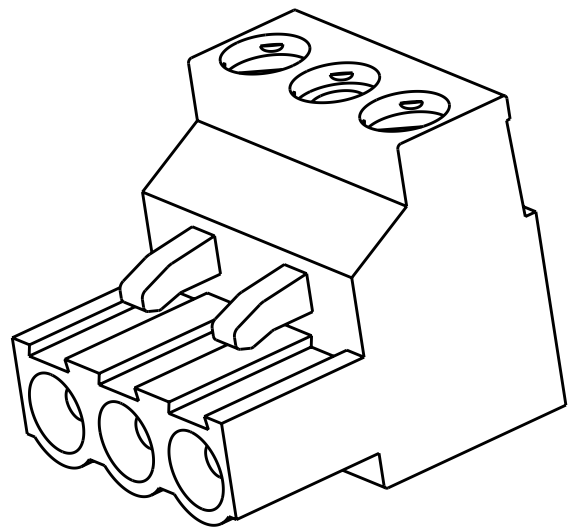
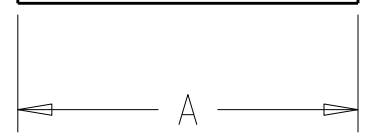
THIS DRAWING IS UNPUBLISHED.
RELEASED FOR PUBLICATION
20
ALL RIGHTS RESERVED.

LOC	DIST	REVISIONS					
		P	LTR	DESCRIPTION	DATE	DWN	APVD
FT	0		C2	REVISED PER ECO-11-021326	04NOV2011	KH	MS

POLARIZATION KEY SLOT



CLAMPING SCREW

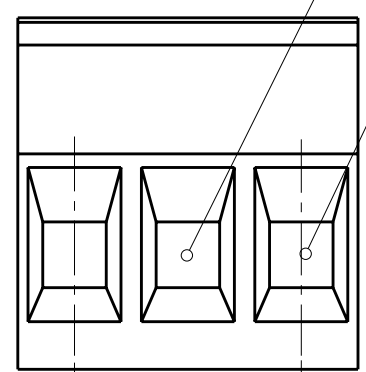


282808-2 AS SHOWN

- 1 MATERIALS AND FINISH
HOUSING: PA 6-6, UL 94-V0, COLOR GREEN.
CLAMP: BRASS, NICKEL PLATED.
DOUBLE SIDE CONTACT SPRING: PHOSPHOR BRONZE, TIN PLATED.
CLAMPING SCREW: M3, BRASS, NICKEL PLATED.
- 2 WIRE SIZE RANGE
SOLID WIRE: 0,03-2,5mm² (13AWG).
STRANDED WIRE: 0,03-1,5mm² (15AWG).
- 3 RECOGNIZED UNDER THE COMPONENT PROGRAM OF
UNDERWRITERS LABORATORIES INC., FILE° E60677.
- 4 IMQ CERTIFICATE WITH SURVEILLANCE IN
CONFORMITY WITH IEC 998-1/998-2-1.
- 5 NOT CUMULATIVE TOLERANCE.
- 6 PERMANENT MARKING, COLOR BLACK.

CLOSED CAVITY

WIRE ENTRY



2.5 REF 2.5 REF 10.0±0.1

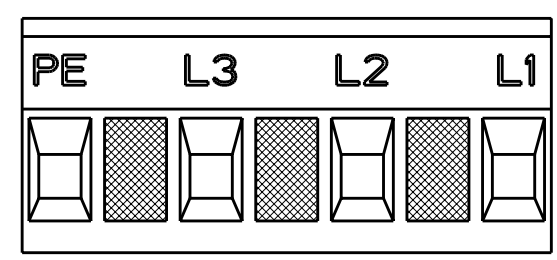
15.5

RETENTION LATCH

MATING FACE

18.4

6	35	4	1-282808-4
	125	13	1-282808-3
	115	12	1-282808-2
	105	11	1-282808-1
	95	10	1-282808-0
	85	9	282808-9
	75	8	282808-8
	65	7	282808-7
	55	6	282808-6
	45	5	282808-5
	35	4	282808-4
	25	3	282808-3
	15	2	282808-2
DIM. A		NO OF POS.	PART NUMBER



SCALE 2:1
1-282808-4 AS SHOWN

THIS DRAWING IS A CONTROLLED DOCUMENT.

DIMENSIONS:	TOLERANCES UNLESS OTHERWISE SPECIFIED:
mm	
	0 PLC ±
	1 PLC ±0.2
	2 PLC ±0.25
	3 PLC ±
	4 PLC ±
	ANGLES ±2

MATERIAL	FINISH

DWN	23JUL2001
CHK	23JUL2001
APVD	23JUL2001
PRODUCT SPEC	108-20166
APPLICATION SPEC	114-20079
WEIGHT	-

CUSTOMER DRAWING

TE Connectivity

NAME

TERMINAL BLOCK PLUG
10mm PITCH

SIZE	CAGE CODE	DRAWING NO	RESTRICTED TO
A3	00779	C-282808	-

SCALE	SHEET	OF	REV
3:1	1	1	C2

Mouser Electronics

Authorized Distributor

Click to View Pricing, Inventory, Delivery & Lifecycle Information:

[TE Connectivity:](#)

[282808-3](#)