THIS DRAWING IS UNPUBLISHED. RELEASED FOR PUBLICATION – ,– .
© COPYRIGHT – By – ALL RIGHTS RESERVED.

NOTES:
Tolerances cable lengths:

0m to 0.5m	+30mm
0.5m to 1.0m	+50mm
1.0m to 3.0m	+100mm
< 3.0m	+1.5%

REVISIONS

P	LTR	DESCRIPTION	DATE	DWN	APVD
	A	INITIAL RELEASE	29NOV2013	YC	BvH
	A1	ECR–14–015049	13OCT2014	GSK	BvH
	A2	ECR–16–003945	16MAR2016	GSK	BvH

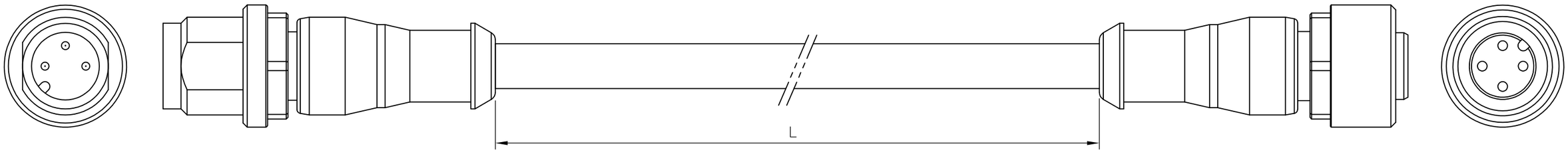

TECHNICAL DATA	
Operating voltage	max. 250 V AC/DC
Operating current per contact	max. 4 A
Locking of ports	Screw thread M12 x 1 mm (recommended torque 0.6 Nm) self–securing
Protection	IP65 and IP67 when plugged and screwed down (EN 60529)

PUR CABLE	
No./diameter of wires	3 x 0.34 mm²
Wire isolation	PP (br, bl, bk)
C–track properties	5 million
Jacket	PUR (UL/CSA)
Outer diameter	approx. 4.3 mm
Bend radius (moving)	10 x outer diameter
Temperature range (fixed)	–40...+80 °C
Temperature range (mobile)	–25...+80 °C

PVC CABLE	
No./diameter of wires	3 x 0.34 mm²
Wire isolation	PVC (br, bl, bk)
C–track properties	
Jacket	PVC (UL/CSA)
Outer diameter	approx. 4.6 mm
Bend radius (moving)	10 x outer diameter
Temperature range (fixed)	–30...+80 °C
Temperature range (mobile)	–5...+80 °C

Contact Layout

Male

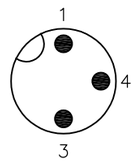

Female

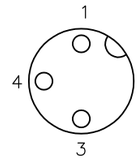

Schematic diagram

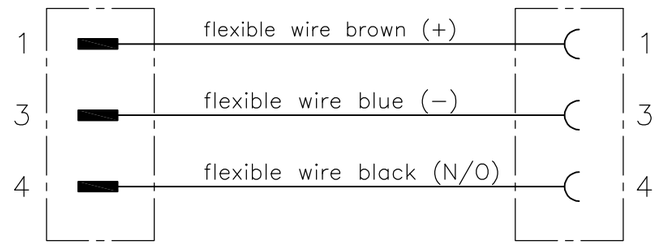

	LENGTH"L"	MATERIAL	JACKET COLOR	TE PN	DESCRIPTION	ITEM
3 pos	2.0mtr	PVC	Black	1–2273112–5	3x22AWG PVC 2.0m	10
	1.5mtr			1–2273112–4	3x22AWG PVC 1.5m	9
	1.0mtr			1–2273112–3	3x22AWG PVC 1.0m	8
	0.6mtr			1–2273112–2	3x22AWG PVC 0.6m	7
	0.3mtr			1–2273112–1	3x22AWG PVC 0.3m	6
3 pos	2.0mtr	PUR	Black	2273112–5	3x22AWG PUR 2.0m	5
	1.5mtr			2273112–4	3x22AWG PUR 1.5m	4
	1.0mtr			2273112–3	3x22AWG PUR 1.0m	3
	0.6mtr			2273112–2	3x22AWG PUR 0.6m	2
	0.3mtr			2273112–1	3x22AWG PUR 0.3m	1

THIS DRAWING IS A CONTROLLED DOCUMENT.

DIMENSIONS: mm

TOLERANCES UNLESS OTHERWISE SPECIFIED:
0 PLC ± –
1 PLC ± –
2 PLC ± –
3 PLC ± –
4 PLC ± –
ANGLES ± –

MATERIAL –
FINISH –

DWN YATHISH.C 29NOV2013
CHK B.VELDHOVEN 29NOV2013
APVD A.VAN ZANDVOORT 29NOV2013
PRODUCT SPEC 108–19483
APPLICATION SPEC 114–32127
WEIGHT

TE Connectivity

NAME M12 STRGT PLUG TO M12 STRGT SOCKET AA

SIZE	CAGE CODE	DRAWING NO	RESTRICTED TO
A3	00779	C–2273112	–

CUSTOMER DRAWING | SCALE NTS | SHEET 1 OF 1 | REV A2

Mouser Electronics

Authorized Distributor

Click to View Pricing, Inventory, Delivery & Lifecycle Information:

TE Connectivity:
2273112-3