THIS DRAWING IS UNPUBLISHED. RELEASED FOR PUBLICATION – , – .
© COPYRIGHT – By – ALL RIGHTS RESERVED.

NOTES:
Tolerances cable lengths:

0m to 0.5m	+30mm
0.5m to 1.0m	+50mm
1.0m to 3.0m	+100mm
< 3.0m	+1.5%

REVISIONS

P	LTR	DESCRIPTION	DATE	DWN	APVD
	A	INITIAL RELEASE	29NOV2013	YC	BvH
	A1	ECR–14–015049	13OCT2014	GSK	BvH
	A2	ECR–16–003945	16MAR2016	GSK	BvH

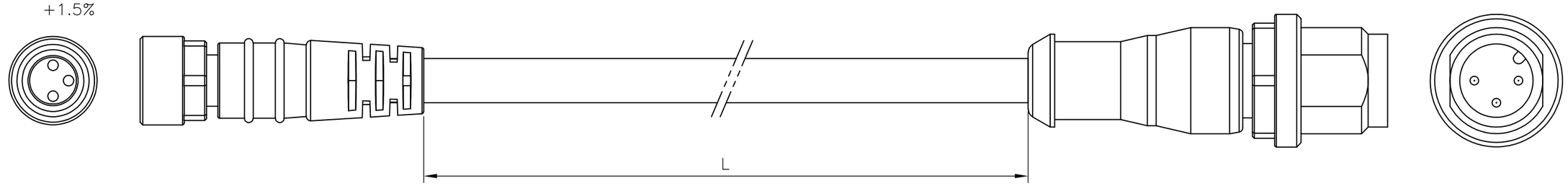

TECHNICAL DATA	
Operating voltage	max. 60 V AC/DC
Operating current per contact	max. 4 A
Locking of ports	Screw thread M8/M12 x 1 mm (recommended torque 0.4/0.6 Nm), self–securing
Protection	IP65 and IP67 when plugged and screwed down (EN 60529)

PUR CABLE	
No./diameter of wires	3 x 0.25 mm²
Wire isolation	PP (br, bl, bk)
C–track properties	5 million
Jacket	PUR (UL/CSA)
Outer diameter	approx. 4.1 mm
Bend radius (moving)	10 x outer diameter
Temperature range (fixed)	–40...+80 °C
Temperature range (mobile)	–25...+80 °C

PVC CABLE	
No./diameter of wires	3 x 0.25 mm²
Wire isolation	PVC (br, bl, bk)
C–track properties	
Jacket	PVC (UL/CSA)
Outer diameter	approx. 4.5 mm
Bend radius (moving)	10 x outer diameter
Temperature range (fixed)	–30...+80 °C
Temperature range (mobile)	–5...+80 °C

Contact Layout

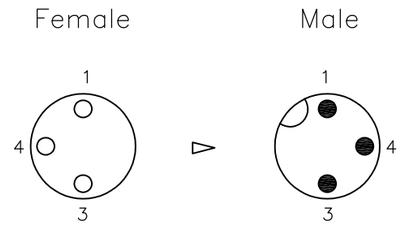

Schematic diagram

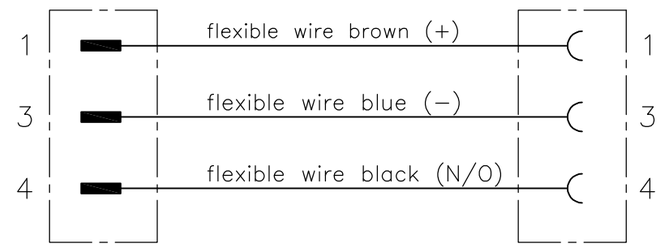

	LENGTH"L"	MATERIAL	JACKET COLOR	TE PN	DESCRIPTION	ITEM
3 pos	2.0mtr	PVC	Black	1–2273110–5	3x24AWG PVC 2.0m	10
	1.5mtr			1–2273110–4	3x24AWG PVC 1.5m	9
	1.0mtr			1–2273110–3	3x24AWG PVC 1.0m	8
	0.6mtr			1–2273110–2	3x24AWG PVC 0.6m	7
	0.3mtr			1–2273110–1	3x24AWG PVC 0.3m	6
3 pos	2.0mtr	PUR	Black	2273110–5	3x24AWG PUR 2.0m	5
	1.5mtr			2273110–4	3x24AWG PUR 1.5m	4
	1.0mtr			2273110–3	3x24AWG PUR 1.0m	3
	0.6mtr			2273110–2	3x24AWG PUR 0.6m	2
	0.3mtr			2273110–1	3x24AWG PUR 0.3m	1

THIS DRAWING IS A CONTROLLED DOCUMENT.

DIMENSIONS: mm

TOLERANCES UNLESS OTHERWISE SPECIFIED:
0 PLC ± –
1 PLC ± –
2 PLC ± –
3 PLC ± –
4 PLC ± –
ANGLES ± –

MATERIAL –
FINISH –

DWN YATHISH.C 29NOV2013
CHK B.VELDHOVEN 29NOV2013
APVD A.VAN ZANDVOORT 29NOV2013
PRODUCT SPEC 108–19483
APPLICATION SPEC 114–32127
WEIGHT

TE Connectivity

NAME M8 STRGT SOCKET TO M12 STRGT PLUG AA

SIZE A3 | CAGE CODE 00779 | DRAWING NO C–2273110 | RESTRICTED TO –

CUSTOMER DRAWING | SCALE NTS | SHEET 1 OF 1 | REV A2

Mouser Electronics

Authorized Distributor

Click to View Pricing, Inventory, Delivery & Lifecycle Information:

TE Connectivity:

1-2273110-5