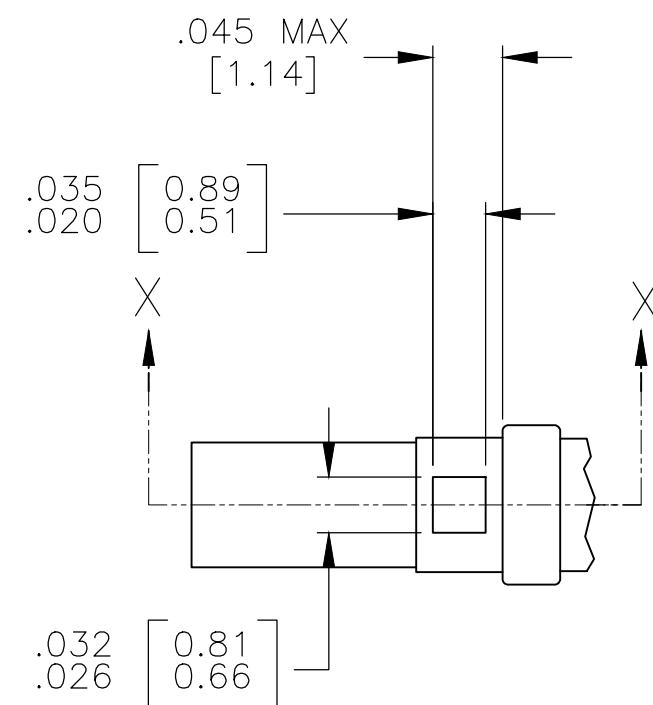
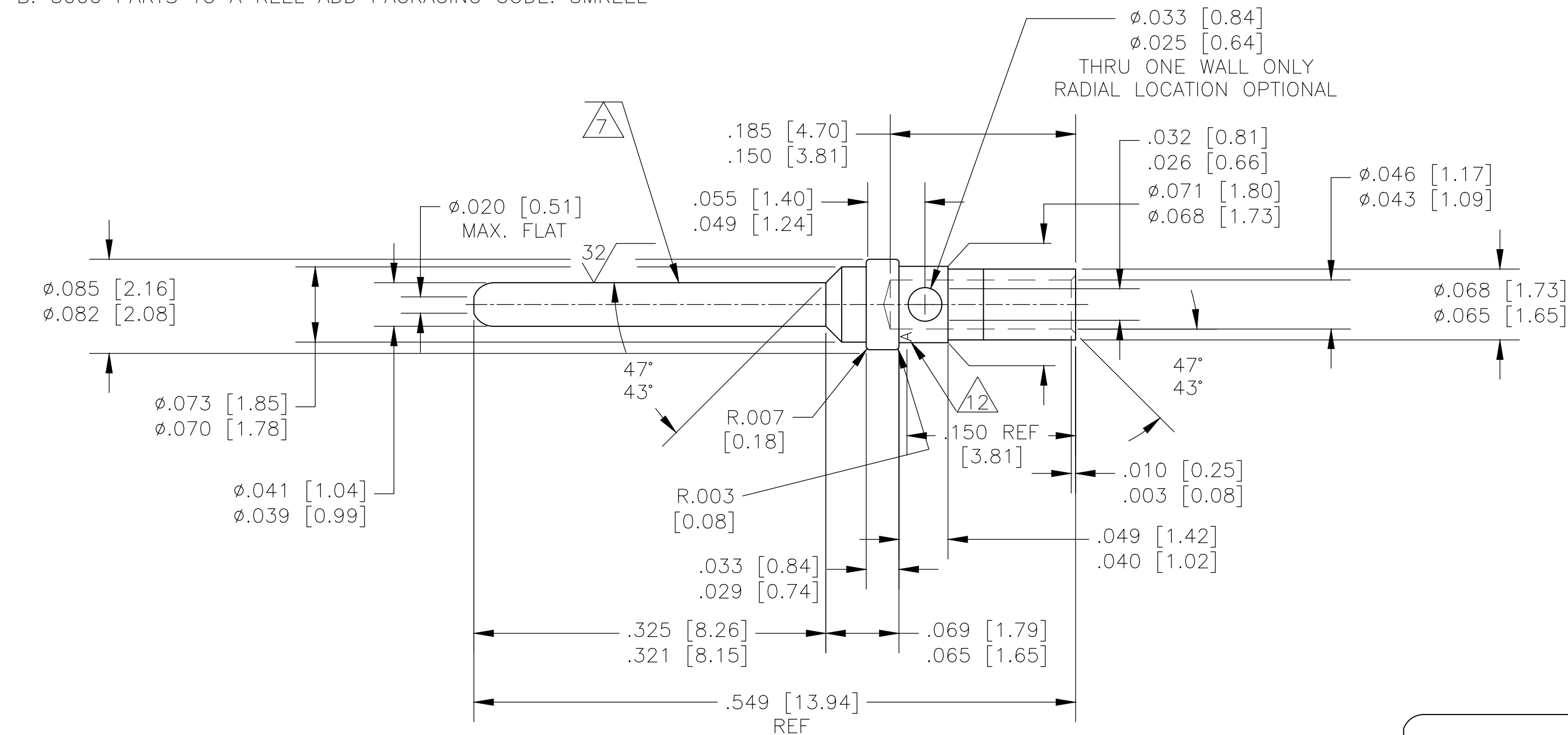


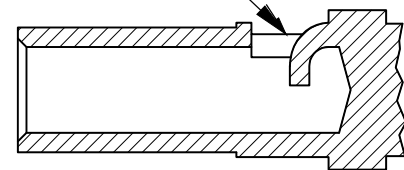
REVISIONS					
P	LTR	DESCRIPTION	DATE	DWN	APVD
	AB	REV PER ECO 20-007904	11-25-20	CT	DM

WHEN ORDERING CONTACT ON TAPE, ORDER BY THE TAPE
NUMBER PLUS THE PACKAGING CODE AS FOLLOWS:

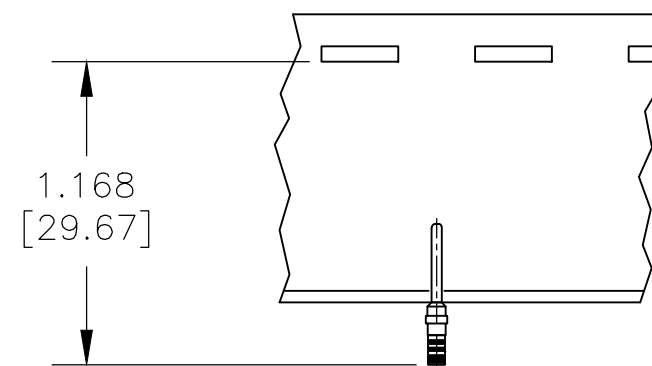
2. FOR USE WITH AMP TAPETRONIC, PNEUMATIC TOOL—
 - A. 1000 PARTS TO A BOX ADD PACKAGING CODE: 1MBOX
3. FOR USE WITH 4/8 INDENT STRIPPER CRIMP—
 - A. 1000 PARTS TO A REEL ADD PACKAGING CODE: 1MREEL
 - B. 5000 PARTS TO A REEL ADD PACKAGING CODE: 5MREEL



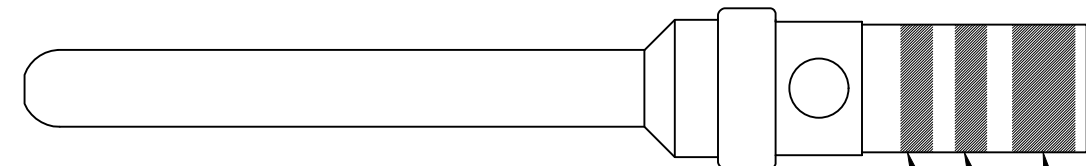
INSPECTION WINDOW
THRU ONE WALL ONLY



SECTION X-X



- 1 MATERIAL: COPPER ALLOY PER MIL-C-39029 & MIL-DTL-24308.
- 2 ALL DIMENSIONS APPLY AFTER PLATING.
- 3 ---
- 4 ALL DIAMETERS CONCENTRIC WITH EACH OTHER WITHIN .004 T.I.R.
- 5 PIN MATES WITH SOCKET 205090 (AS 39029/63).
- 6 ALL SURFACES HAVE $\sqrt{63}$ OR BETTER FINISH, UNLESS SHOWN.
- 7 POINT OF PLATING MEASUREMENT .188 [4.78] FROM TIP OF PIN.
- 8 PLATING: GOLD PER ASTM-B-488 (TYPE II) OVER NICKEL PER AMS-QQ-N-290.
- 9 PLATING: GOLD PER ASTM-B-488 (TYPE II) OVER COPPER PER AMS 2418, .000050 MIN THK.
- 10 PLATING: GOLD PER ASTM-B-488 (TYPE II, CLASS 0) OVER NICKEL PER AMS-QQ-N-290.
- 11 PLATING:
MATING AREA: GOLD PER ASTM-B-488 (TYPE II) OVER NICKEL PER AMS-QQ-N-290.
NON MATING AREA: GOLD PER ASTM-B-488 OVER NICKEL PER AMS-QQ-N-290.
- 12 MANUFACTURER'S LOGO ("A" OR "- . .') LOCATION OPTIONAL
- 13 CONTACTS QUALIFIED TO AS39029/64-369
- 14 CONTACTS QUALIFIED TO GSFC-S-311-P-4/10, NASA P/N G-10-P1
- 15 RESTRICTED PART NUMBER.
- 16 CONTACTS MUST MEET DIMENSIONAL & PERFORMANCE REQUIREMENTS OF GSFC-S-311-P-4/08, NASA P/N G-10-P1 & 100% RESIDUAL MAGNETISM.






COLOR BANDS
PART NO 205089-1
AND 2-205089-1 ONLY

ORANGE COLOR CODE BAND

— BLUE COLOR CODE BAND

- WHITE COLOR CODE BAND

16	WITHOUT COLOR CODE	9	2-205089-6
15			2-205089-4
15			2-205089-2
15			2-205089-1
13	WITHOUT COLOR CODE		1-205089-1
	WITHOUT COLOR CODE	8	
14	WITHOUT COLOR CODE	10	1-205089-0
	WITHOUT COLOR CODE	9	205089-4
13	CONTACT ON TAPE	SAME AS -1	205089-2
	AS SHOWN		
13		11	205089-1
	DESCRIPTION	PLATING	PART NO.

THIS DRAWING IS A CONTROLLED DOCUMENT.		DWN J. KAISER 25AUG2003		 TE Connectivity				
		CHK D. MILLER 10-13-03						
DIMENSIONS: INCHES[mm]		TOLERANCES UNLESS OTHERWISE SPECIFIED:		NAME PIN SIZE 20 CONTACT, AMPLIMITE				
		APVD D. MILLER 10-13-03						
		PRODUCT SPEC —						
		APPLICATION SPEC —						
MATERIAL 		FINISH —		SIZE A2	CAGE CODE 00779	DRAWING NO C=205089	RESTRICTED TO —	
CUSTOMER DRAWING						SCALE 10:1	SHEET 1 OF 1	REV AR

Mouser Electronics

Authorized Distributor

Click to View Pricing, Inventory, Delivery & Lifecycle Information:

[TE Connectivity:](#)

[205089-1](#)