


CODE 41 - BRAID TAIL BACKSHELL

204M016-19B08

SERIES _____
 ORDER NUMBER (TABLE 1) _____
 MATERIAL _____
 REFER TO CH00-0250-004
 FINISH _____
 REFER TO CH00-0250-004
 ENTRY SIZE (TABLE 2) _____
 MODIFICATION CODE _____
 REFER TO CH00-0250-004 ②

NOTES:

1. THIS PRODUCT IS DESIGNED TO TERMINATE A HEAT SHRINKABLE LIPPED BOOT TO A CONNECTOR.
- ② FOR ADDITIONAL DIMENSIONS, ORDERING INFORMATION AND MODIFICATIONS, SEE CH00-0250-004
3. BACKSHELL TO BE PERMANENTLY MARKED/BAGGED AND LABELLED WITH CODE IDENTIFICATION NUMBER AND PART NUMBER. (e.g. 06090-204M012-19B08).
- ④ WHEN ENTRY SIZE EXCEEDS "MAX ENTRY", A 2 PIECE BACKSHELL (TYPE 2) IS SUPPLIED.
5. BRAID TERMINATION RING MAY BE SUPPLIED AS TINEL-LOCK SHAPE MEMORY RING AT MANUFACTURERS OPTION.
6. BACKSHELL MATES TO MIL-DTL-38999 SERIES I & II, CLASS E & T, MS27466, MS27467, MS27468, MS27472, MS27473, MS27474, MS27479, MS27480, MS27481, MS27484, MS27497, MS27652, MS27653, MS27654, MS27656 CONNECTORS.

DRAWN	K.WINCZURA	DATE 17/04/2015	 3RD ANGLE PROJECTION NOT TO SCALE	TITLE: <
-------	------------	--------------------	--	---

If this document is printed it becomes uncontrolled. Check for the latest revision

IF MAX ENTRY IS EXCEEDED BACKSHELL
WILL BE SUPPLIED AS TYPE 2

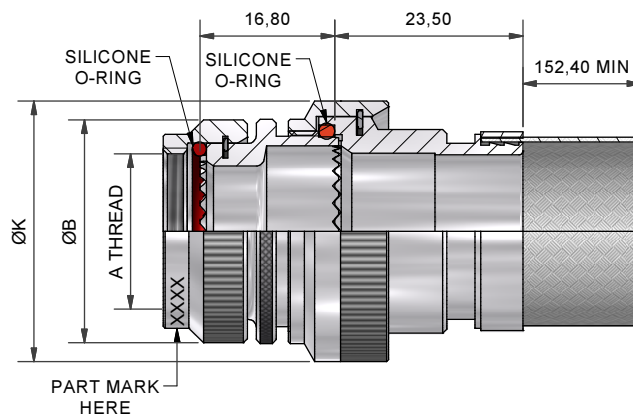
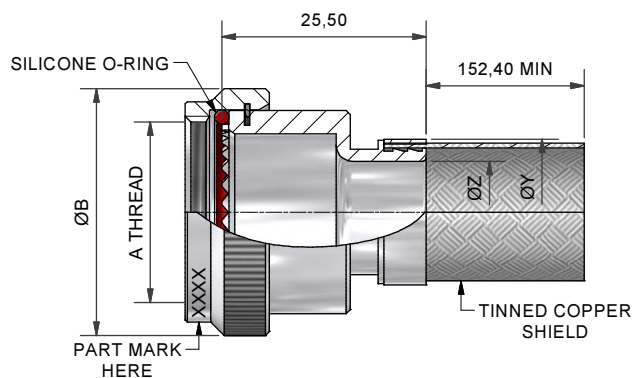


TABLE 1

ORDER NUMBER	SHELL SIZE SER 1 / SER 2	A THREAD	ØB MAX	MAX ENTRY
08	09 / 08	7/16-28UNEF	18,3	04
10	11 / 10	9/16-24UNEF	21,5	06
12	13 / 12	11/16-24UNEF	24,5	08
14	15 / 14	13/16-20UNEF	27,8	10
16	17 / 16	15/16-20UNEF	30,8	12
18	19 / 18	1 1/16-18UNEF	34,1	13
20	21 / 20	1 3/16-18UNEF	37,3	15
22	23 / 22	1 5/16-18UNEF	40,5	17
24	25 / 24	1 7/16-18UNEF	43,7	18

TABLE 2

ENTRY SIZE	ØK MAX	ØZ REF	ØY REF
03	NA	4,77	13,1
04	NA	6,35	13,1
05	21,0	7,92	13,1
06	21,0	9,52	17,9
07	21,0	11,12	17,9
08	24,5	12,70	17,9
09	24,5	14,27	17,9
10	29,0	15,87	24,2
11	32,5	17,47	24,2
12	32,5	19,05	24,2
13	35,5	20,62	24,2
14	35,5	22,23	30,6
15	37,0	23,82	30,6
16	37,0	25,40	30,6
17	40,0	26,98	33,2
18	40,0	28,60	33,2
20	43,5	31,80	42,0
21	48,5	33,34	42,0
22	48,5	35,00	42,0
24	52,1	38,10	42,0
28	58,5	44,45	49,0

DRAWN	K.WINCZURA	DATE	17/04/2015
CHECKED		DATE	17/04/2015
APPROVED	K.SHEPPARD	DATE	27/04/2015
APPROVED	H.SMITH	DATE	01/09/2015
REVISIONS			
LTR	DESCRIPTION	DATE	APPROVED
M	REVISED PER ECN AD930		
N	REVISED PER ECO-15-012000	01/09/2015	H.SMITH



3RD ANGLE
PROJECTION
NOT TO
SCALE

UNLESS OTHERWISE SPECIFIED
ALL DIMENSIONS IN MILLIMETRES
GENERAL TOL
LINEAR +/-0,25MM
ANGULAR +/- 1°

TITLE:

BRAID TAIL BACKSHELL

ASSY USED ON:

MIL-DTL-38999 SERIES I & II



Polamco



TE CONNECTIVITY - POLAMCO LTD RESERVES THE RIGHT TO AMEND THIS DRAWING
AND THE INFORMATION SET FORTH HEREON AT ANY TIME. USERS SHOULD
INDEPENDENTLY EVALUATE THE SUITABILITY OF THE PRODUCT FOR THEIR APPLICATION.

DRAWING NO:
204M0XX

DRAWING REV:
N

SHT
2

TE CAGE CODE: 06090
POLAMCO/TE CAGE CODE: U5792

If this document is printed it becomes uncontrolled. Check for the latest revision

Mouser Electronics

Authorized Distributor

Click to View Pricing, Inventory, Delivery & Lifecycle Information:

[TE Connectivity:](#)

[807184-000](#)