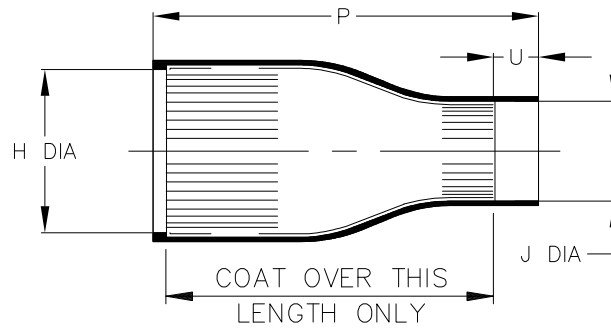
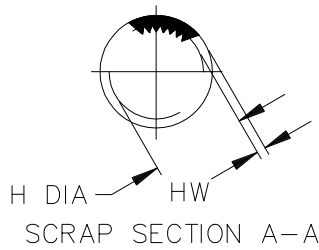


## REVISIONS

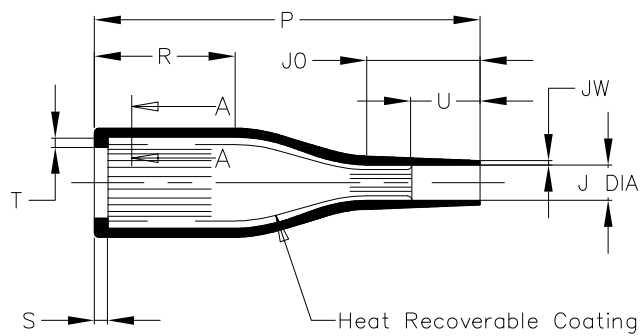
P	LTR	DESCRIPTION	DATE	DWN	APVD
	1	PRODUCTION ISSUE	24JUN2016	KH	AP



AS SUPPLIED



SCRAP SECTION A-A



AFTER UNRESTRICTED RECOVERY

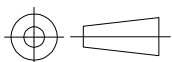
Part No.	H		J		P		R	S	T	U		JO	HW	JW
	Min a	Max b	Min a	Max b	±5% a	±10% b	±10% b	Ref b	Ref b	Min a	±20% b	Ref b	±30% b	±30% b
202S121-100C-0	14 [.55]	10.4 [.41]	10 [.39]	5.0 [.20]	45 [1.77]	45 [1.77]	17 [.67]	3.0 [.12]	1.0 [.04]	6.0 [.24]	10 [.39]	15 [.59]	2.0 [.08]	1.0 [.04]
202S132-100C-0	20 [.79]	14.2 [.56]	12 [.47]	6.0 [.24]	60 [2.36]	60 [2.36]	28 [1.10]	3.0 [.12]	1.0 [.04]	6.0 [.24]	10 [.39]	17 [.67]	2.0 [.08]	1.0 [.04]
202S142-100C-0	26 [1.02]	18.0 [.71]	14 [.55]	7.2 [.28]	72 [2.83]	72 [2.83]	32 [1.26]	3.0 [.12]	1.0 [.04]	6.0 [.24]	10 [.39]	20 [.79]	2.0 [.08]	1.0 [.04]
202S152-100C-0	32 [1.26]	22.4 [.88]	20 [.79]	8.5 [.33]	85 [3.35]	85 [3.35]	31 [1.22]	3.0 [.12]	1.0 [.04]	9.0 [.35]	15 [.59]	25 [.98]	2.0 [.08]	1.0 [.04]
202S163-100C-0	38 [1.50]	28.2 [1.11]	24 [.94]	10.0 [.39]	110 [4.33]	110 [4.33]	50 [1.97]	3.0 [.12]	1.7 [.07]	12.0 [.47]	20 [.79]	30 [1.18]	2.2 [.09]	1.2 [.05]
202S174-100C-0	41 [1.61]	35.1 [1.38]	32 [1.26]	15.8 [.62]	132 [5.20]	135 [5.31]	70 [2.76]	3.0 [.12]	1.7 [.07]	12.0 [.47]	20 [.79]	30 [1.18]	3.0 [.12]	1.5 [.06]

DIMENSIONS:

mm [INCHES]

TOLERANCES UNLESS  
OTHERWISE SPECIFIED:

0 PLC ± -  
 1 PLC ± -  
 2 PLC ± -  
 3 PLC ± -  
 4 PLC ± -  
 ANGLES ± -



DWN

K. HOLAL

24JUN2016

CHK

N. NAGAR

24JUN2016

APVD

A. POOLE

24JUN2016

PRODUCT SPEC

APPLICATION SPEC

WEIGHT

00

MATERIAL

-

FINISH

-



TE Connectivity

NAME

STRAIGHT BOOT, COATED  
 202S1XX-100C-0

SIZE

CAGE CODE

DRAWING NO

RESTRICTED TO

A4

00779

C-

202S1XX-100C-0

-

CUSTOMER DRAWING

SCALE

DNS

SHEET

1 OF 2

REV 1

RELEASED FOR PUBLICATION

ALL RIGHTS RESERVED.

COPYRIGHT 2017 BY TE CONNECTIVITY

THIS DRAWING IS UNPUBLISHED.

## REVISIONS

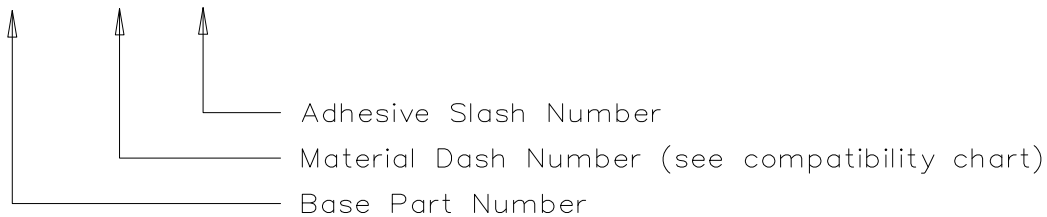
P	LTR	DESCRIPTION	DATE	DWN	APVD
	—	SEE SHEET 1	—	—	—

## COMPATIBILITY CHART

Material Dash No.	Material Description	SPEC No.	Coating Slash No.
-100C	POLYOLEFIN/SILVER COMPOSITE (ZEROHAL™)	RW-3046	/86, /200

## ORDERING INFORMATION

202S1\*\*-100C/\*\*-0



## NOTES


- As supplied dimensions are for parts without adhesive, when an adhesive layer is added entry diameters will reduce by 1.5mm Max.
- For method of measuring recovered diameter, see appropriate RW specification (SPEC No.) section 2.2.
- ZEROHAL is a trademark of TE Connectivity.

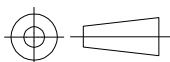
RELEASED FOR PUBLICATION

ALL RIGHTS RESERVED.

COPYRIGHT 2017 By TE CONNECTIVITY



DIMENSIONS: mm [INCHES]	DWN	K. HOLAL	08JUN2016	MATERIAL	—	FINISH	—				
	CHK	N. NAGAR	08JUN2016	 TE Connectivity							
	APVD	A. POOLE	08JUN2016								
	PRODUCT SPEC	NAME			STRAIGHT BOOT, COATED 202S1XX-100C-0						
	APPLICATION SPEC	SIZE			CAGE CODE	DRAWING NO	RESTRICTED TO				
0 PLC ± — 1 PLC ± — 2 PLC ± — 3 PLC ± — 4 PLC ± — ANGLES ± —	WEIGHT			A4 00779			C- 202S1XX-100C-0			—	
CUSTOMER DRAWING				SCALE	DNS		SHEET	2 OF 2		REV	1



# Mouser Electronics

Authorized Distributor

Click to View Pricing, Inventory, Delivery & Lifecycle Information:

[TE Connectivity:](#)

[EK7271-000](#)