

| REVISIONS |     |                  |           |        |
|-----------|-----|------------------|-----------|--------|
| P         | LTR | DESCRIPTION      | DATE      | APVD   |
| U         |     | PRODUCTION ISSUE | 18JAN2019 | PNT MT |

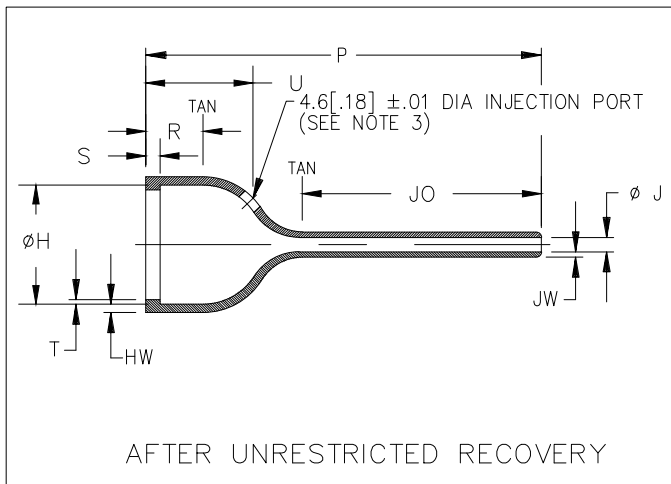
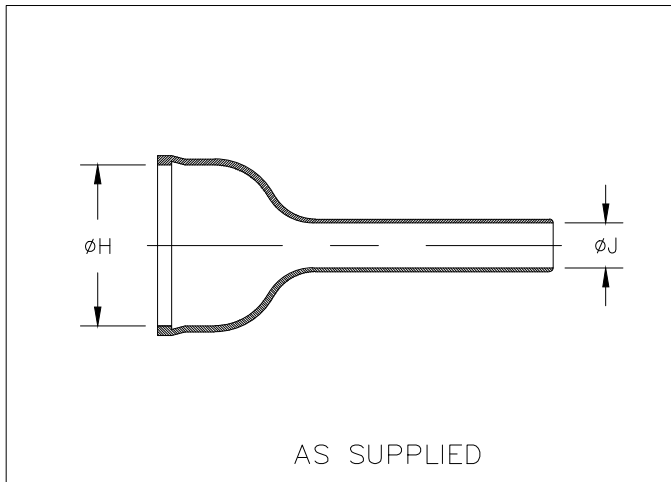


TABLE OF DIMENSIONS

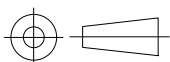
| PART NUMBER | H              |                | J                         |                          |              | P              | R             | S            | T              | U              | JO             | HW           | JW             |
|-------------|----------------|----------------|---------------------------|--------------------------|--------------|----------------|---------------|--------------|----------------|----------------|----------------|--------------|----------------|
|             | Min            | Max            | Min<br>-3,-4,<br>-25<br>a | Min<br>-12,<br>-100<br>a | Max          | ±10%           | Ref           | Ref          | Ref            | ±10%           | ±10%           | ±20%         | ±20%           |
|             | a              | b              | a                         | a                        | b            | b              | b             | b            | b              | b              | b              | b            | b              |
| 202D921     | 19.3<br>[.76]  | 13.0<br>[.51]  | 6.3<br>[.25]              | 4.5<br>[.18]             | 2.1<br>[.08] | 60.2<br>[2.37] | 11.7<br>[.46] | 3.0<br>[.12] | 1.0<br>[.04]   | 15.7<br>[.62]  | 37.6<br>[1.48] | 1.5<br>[.06] | 1.14<br>[.045] |
| 202D932     | 26.1<br>[1.03] | 19.1<br>[.75]  | 7.6<br>[.30]              | 5.5<br>[.22]             | 2.6<br>[.10] | 74.2<br>[2.92] | 12.2<br>[.48] | 3.0<br>[.12] | 1.0<br>[.04]   | 20.3<br>[.80]  | 45.0<br>[1.77] | 1.8<br>[.07] | 1.14<br>[.045] |
| 202D953     | 34.2<br>[1.35] | 26.0<br>[1.02] | 9.6<br>[.38]              | 6.6<br>[.26]             | 3.1<br>[.12] | 84.3<br>[3.32] | 12.2<br>[.48] | 3.0<br>[.12] | 1.0<br>[.04]   | 20.9<br>[.90]  | 51.1<br>[2.01] | 1.8<br>[.07] | 1.14<br>[.045] |
| 202D963     | 43.6<br>[1.72] | 34.1<br>[1.34] | 11.4<br>[.45]             | 7.8<br>[.31]             | 3.6<br>[.14] | 99.6<br>[3.92] | 12.2<br>[.48] | 3.0<br>[.12] | 1.65<br>[.065] | 26.2<br>[1.03] | 57.7<br>[2.27] | 1.8<br>[.07] | 1.14<br>[.045] |

THIS DRAWING IS UNPUBLISHED.

ALL RIGHTS RESERVED.

COPYRIGHT - TE Connectivity Ltd.

|  |                  |           |                        |             |           |        |            |                            |               |   |
|--|------------------|-----------|------------------------|-------------|-----------|--------|------------|----------------------------|---------------|---|
| DIMENSIONS:<br>mm [INCHES]             | DWN              | 18JAN2019 | MATERIAL               | SEE SHEET 2 | FINISH    | -      |            |                            |               |   |
|  | CHK              | 18JAN2019 | TE Connectivity Ltd.   |             |           |        |            |                            |               |   |
| TOLERANCES UNLESS OTHERWISE SPECIFIED: | APVD             | 18JAN2019 |                        |             |           |        |            |                            |               |   |
| 0 PLC ± -                              | PRODUCT SPEC     | -         | NAME<br>BOOT, STRAIGHT |             |           |        |            |                            |               |   |
| 1 PLC ± -                              | APPLICATION SPEC | -         |                        |             |           |        |            |                            |               |   |
| 2 PLC ± -                              | WEIGHT           | -         | SIZE                   | A4          | CAGE CODE | 00779  | DRAWING NO | C-202D921-XX-0THRU963-XX-0 | RESTRICTED TO | - |
| 3 PLC ± -                              | CUSTOMER DRAWING |           | SCALE                  | DNS         | SHEET     | 1 OF 2 | REV        | U                          |               |   |
| 4 PLC ± -                              |                  |           |                        |             |           |        |            |                            |               |   |
| ANGLES ± -                             |                  |           |                        |             |           |        |            |                            |               |   |



| REVISIONS |     |             |      |     |      |
|-----------|-----|-------------|------|-----|------|
| P         | LTR | DESCRIPTION | DATE | DWN | APVD |
|           | -   | SEE SHEET 1 | -    | -   | -    |

| COMPATABILITY CHART |                                   |         |                   |                   |
|---------------------|-----------------------------------|---------|-------------------|-------------------|
| MATERIAL DASH NO.   | MATERIAL DESCRIPTION              | RT SPEC | COATING SLASH NO. | COATING S NO.     |
| -3                  | Polyolefin, Semi-rigid            | RT-301  | /42;/86;/180      | S1017;S1048;S1030 |
| -4                  | Polyolefin, Flexible              | RT-1304 | /42;/86;/180      | S1017;S1048;S1030 |
| -12                 | Fluoroelastomer, Flexible         | RT-1312 | N/A               | N/A               |
| -25                 | Elastomer, Fluid Resistant        | RW-2070 | /42;/86;/225      | S1017;S1048;S1206 |
| -100                | Polyolefin, Semi-flexible ZEROHAL | RW-2082 | /86;/180          | S1048,S1030       |

ORDERING INFORMATION

202D9XX -XX -XX /XX -0

Base part number \_\_\_\_\_

Material dash number \_\_\_\_\_  
(See Compatability Chart)

Modification number \_\_\_\_\_

Adhesive slash number \_\_\_\_\_  
(If necessary, see Compatability Chart)

Color Designator \_\_\_\_\_

NOTES

- Dimensions appearing in table are as follows:
  - a - As Supplied
  - b - After Unrestricted Recovery
- Coating is optional. As supplied dimensions appearing in table are for uncoated parts. When coating is added, entry diameters will be reduced by 1.5mm[.06] max.
- Molding port is optional. When -00 modification number is specified molding port will be located as shown.

RELEASED FOR PUBLICATION

ALL RIGHTS RESERVED.

COPYRIGHT - TE Connectivity Ltd.

|  |                                 |                                |             |                            |               |
|--|---------------------------------|--------------------------------|-------------|----------------------------|---------------|
| DIMENSIONS:<br>mm [INCHES]             | DWN<br>PRAVEEN N T<br>18JAN2019 | MATERIAL<br>-                  | FINISH<br>- |                            |               |
|  | CHK<br>N NAGAR<br>18JAN2019     | <b>TE</b> TE Connectivity Ltd. |             |                            |               |
| TOLERANCES UNLESS OTHERWISE SPECIFIED: | APVD<br>M TAYLOR<br>18JAN2019   |                                |             | NAME<br>BOOT, STRAIGHT     |               |
| 0 PLC ± -                              | PRODUCT SPEC                    | SIZE                           | CAGE CODE   | DRAWING NO                 | RESTRICTED TO |
| 1 PLC ± -                              | -                               | A4                             | 00779       | C-202D921-XX-0THRU963-XX-0 | -             |
| 2 PLC ± -                              | APPLICATION SPEC                |                                |             |                            |               |
| 3 PLC ± -                              | -                               |                                |             |                            |               |
| 4 PLC ± -                              | WEIGHT                          |                                |             |                            |               |
| ANGLES ± -                             | -                               |                                |             |                            |               |
|  |                                 | CUSTOMER DRAWING               |             | SCALE                      | SHEET         |
|  |                                 |                                |             | DNS                        | 2 OF 2        |
|  |                                 |                                |             | REV                        | U             |

# Mouser Electronics

Authorized Distributor

Click to View Pricing, Inventory, Delivery & Lifecycle Information:

[TE Connectivity:](#)

[187947-000](#)