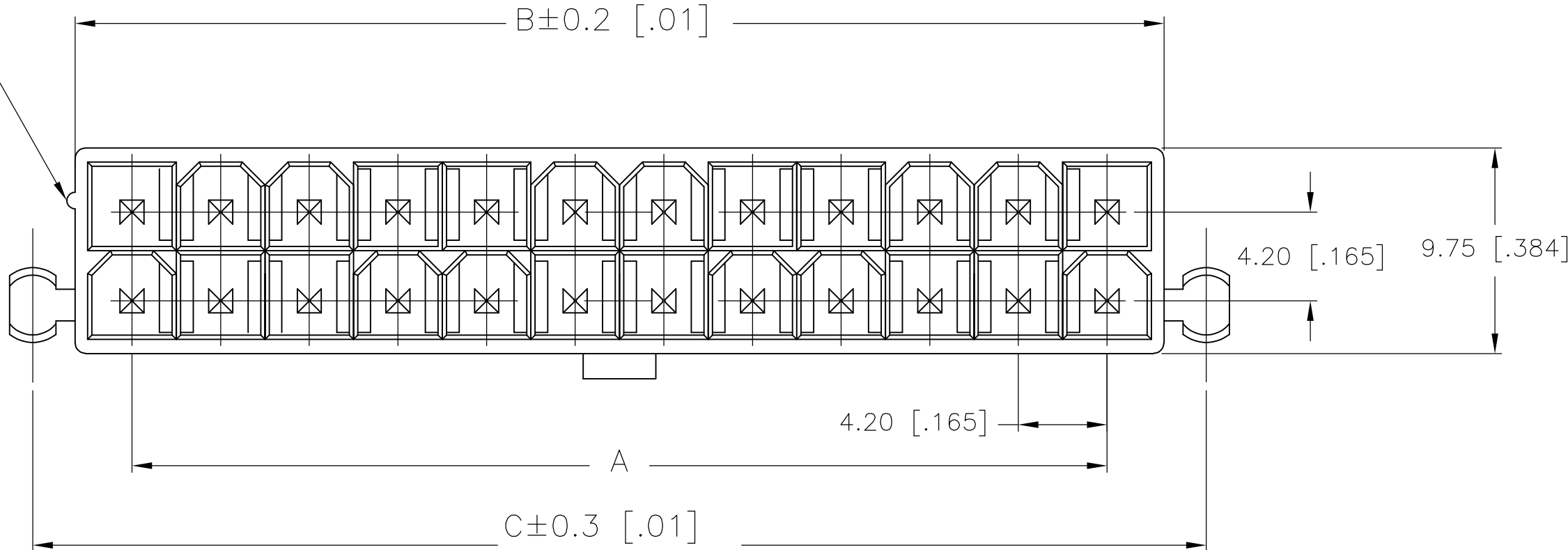
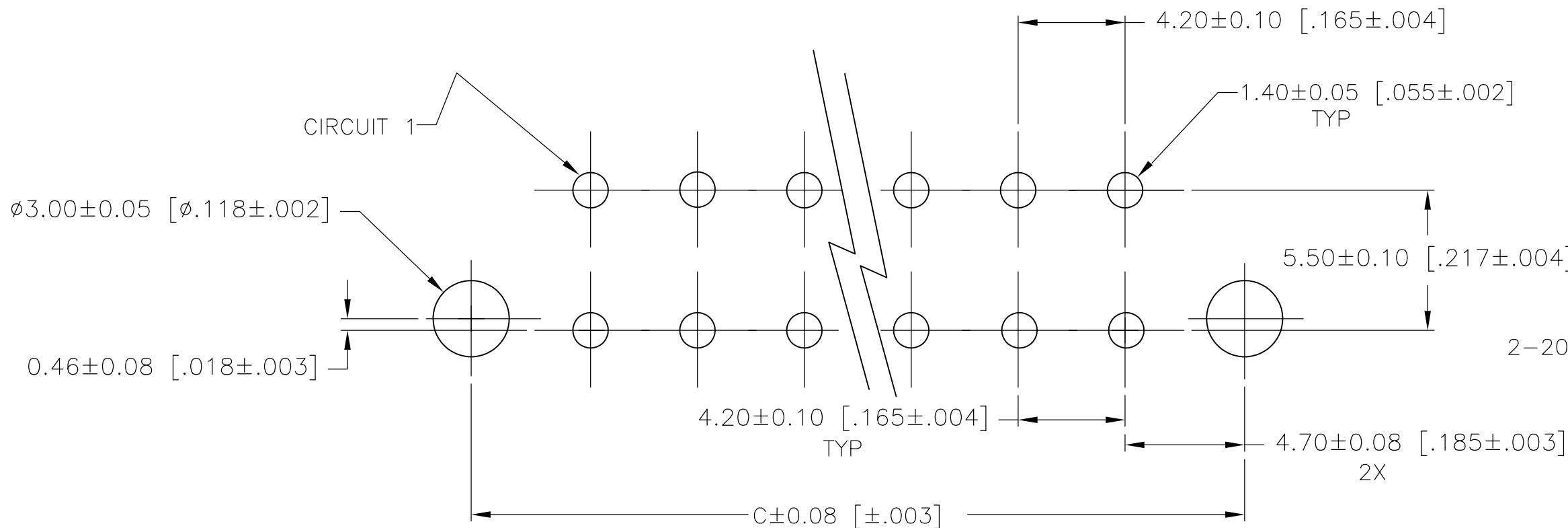
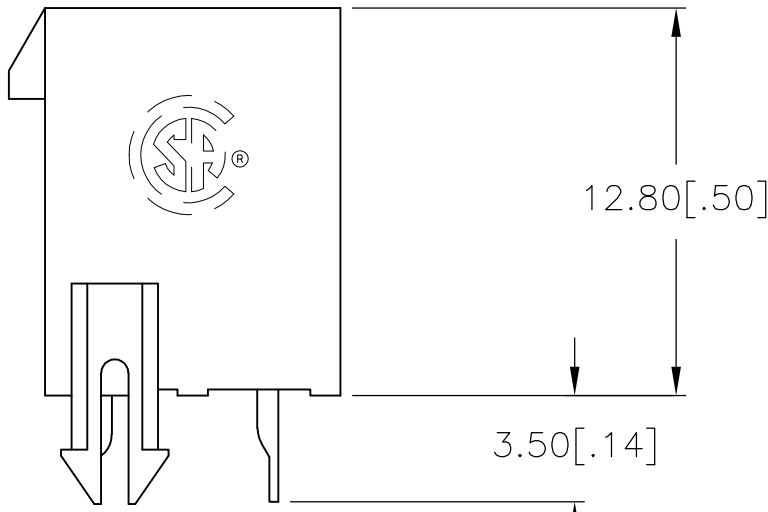
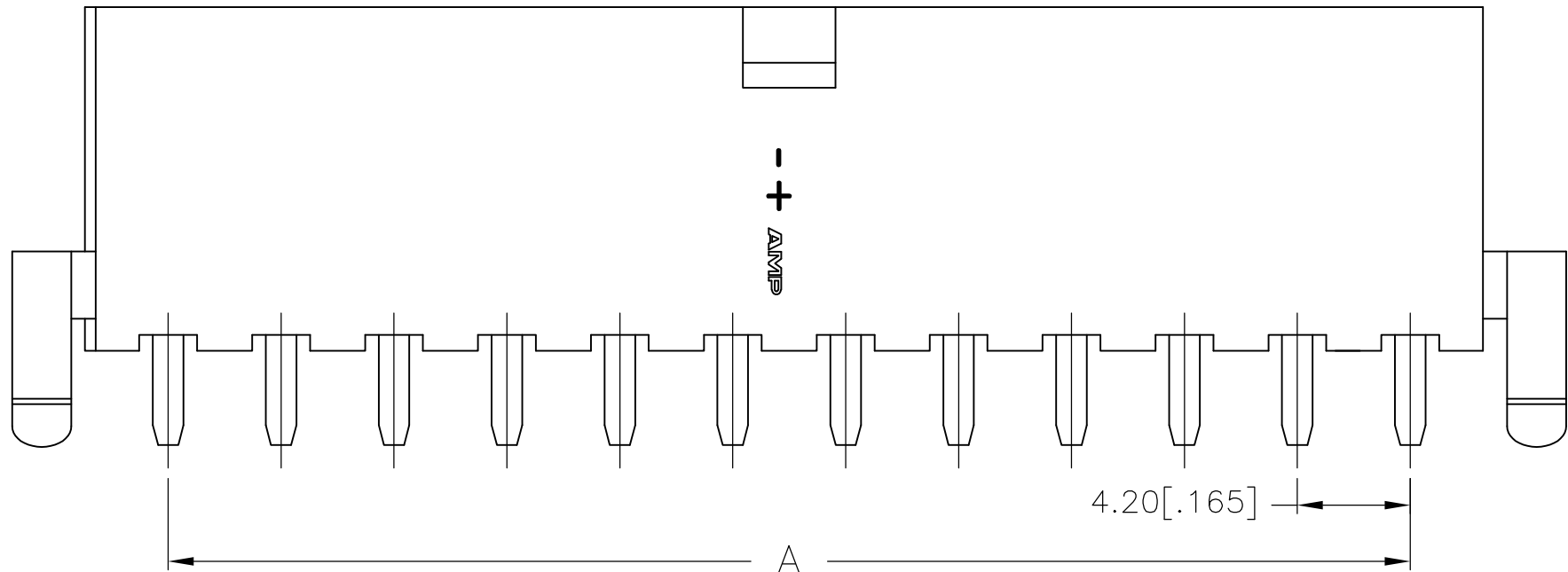
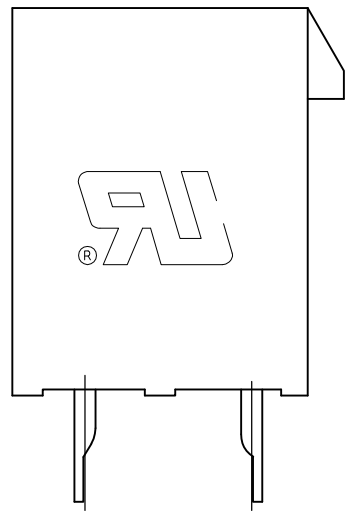


P	LTR	DESCRIPTION	DATE	DWN	APVD
	C1	REVISED PER ECO-11-005027	11MAR11	RK	HMR
	D	REVISED PERECR-14-015945	26OCT14	A.Z	D.Z

POSITION 1
IDENTIFICATION
FEATURE



- 1 MATERIAL: HOUSING: NYLON 66 GF20, UL94V-0, NATURAL
CONTACTS: BRASS, TIN-PLATED
- 2 GLOW WIRE APPROVED, CONTACT TE CONNECTIVITY
ENGINEERING FOR SPECIFICATION.



PCB LAYOUT: COMPONENT SIDE
RECOMMENDED BOARD THICKNESS 1.78 [.070]

24	46.2±0.2 [1.82±.01]	51.60 [2.03]	55.60 [2.19]	2-2029059-4
22	42.0±0.2 [1.65±.01]	47.40 [1.87]	51.40 [2.02]	2-2029059-2
20	37.8±0.2 [1.49±.01]	43.20 [1.70]	47.20 [1.86]	2-2029059-0
18	33.6±0.2 [1.32±.01]	39.00 [1.54]	43.00 [1.69]	1-2029059-8
16	29.4±0.2 [1.16±.01]	34.80 [1.37]	38.80 [1.53]	1-2029059-6
14	25.2±0.2 [.99±.01]	30.60 [1.21]	34.60 [1.36]	1-2029059-4
12	21.0±0.2 [.83±.01]	26.40 [1.04]	30.40 [1.20]	1-2029059-2
10	16.8±0.1 [.66±.00]	22.20 [.87]	26.20 [1.03]	1-2029059-0
8	12.6±0.1 [.50±.00]	18.00 [.71]	22.00 [.87]	2029059-8
6	8.4±0.1 [.33±.00]	13.80 [.54]	17.80 [.70]	2029059-6
4	4.2±0.1 [.17±.00]	9.60 [.38]	13.60 [.54]	2029059-4
2		5.40 [.21]	9.40 [.37]	2029059-2
POS	A	B±0.2 [.01]	C±0.35 [.01]	PART NUMBER

THIS DRAWING IS A CONTROLLED DOCUMENT.		DWN K. WHITAKER 15JAN2008	TE Connectivity	
DIMENSIONS: mm [INCHES]		CHK C. CASH 15JAN2008		
TOLERANCES UNLESS OTHERWISE SPECIFIED:		APVD C. CASH 15JAN2008	NAME	
0 PLC ± 1 PLC ± 2 PLC ± 0.5 [.02] 3 PLC ± 4 PLC ±		PRODUCT SPEC 108-2112	VERTICAL HEADER WITH PEGS, WITH DRAIN HOLES VAL-U-LOK(TM)	
MATERIAL		APPLICATION SPEC 114-13172		
FINISH		WEIGHT	SIZE A2	CAGE CODE 00779
		CUSTOMER DRAWING	DRAWING NO C=2029059	RESTRICTED TO -
			SCALE N/A	SHEET 1 OF 1
			REV D	

Mouser Electronics

Authorized Distributor

Click to View Pricing, Inventory, Delivery & Lifecycle Information:

[TE Connectivity:](#)

[1-2029059-0](#)