

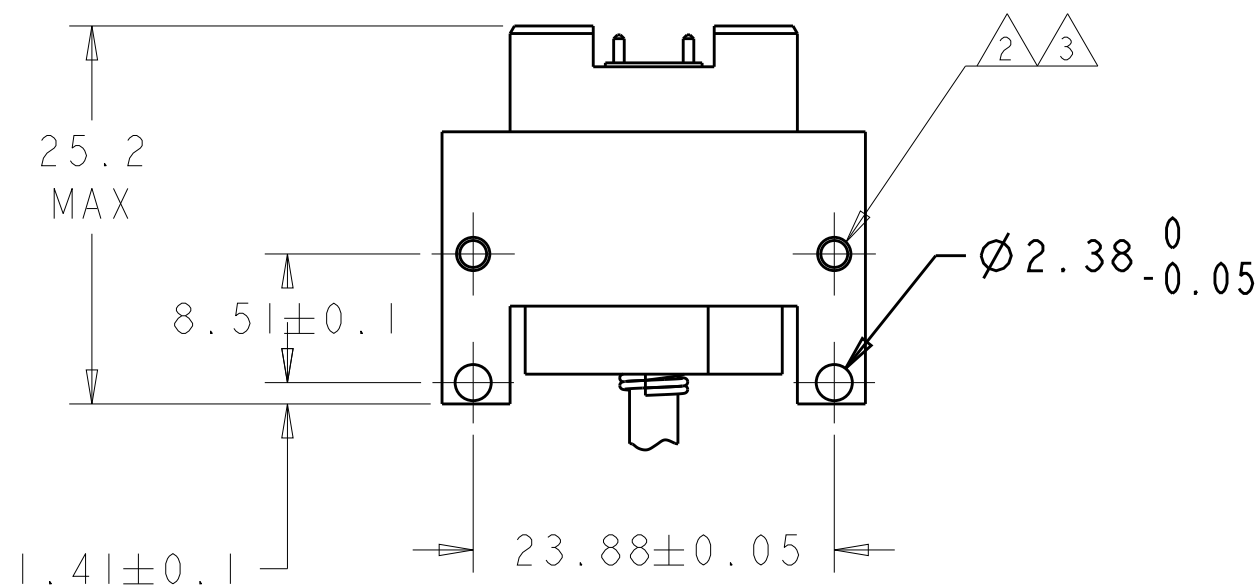
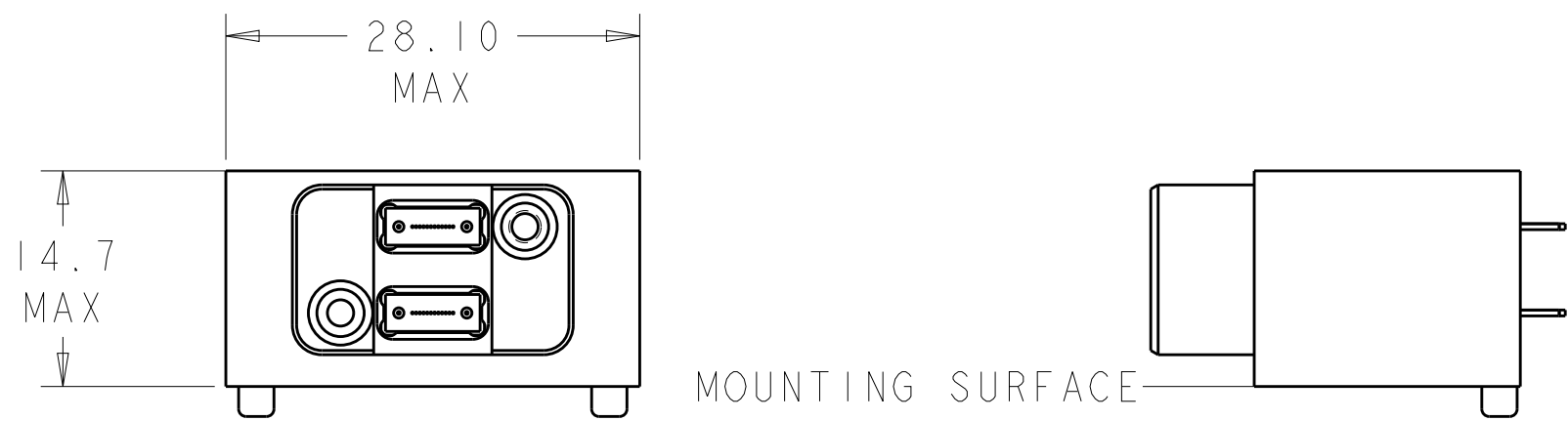
REVISIONS					
P	LTR	DESCRIPTION	DATE	DWN	APVD
	A1	REVISE MT FERRULE ILLUSTRATION	20NOV2014	KG	DW
	A2	ECR-15-010353	16JUL2015	KG	DW

D

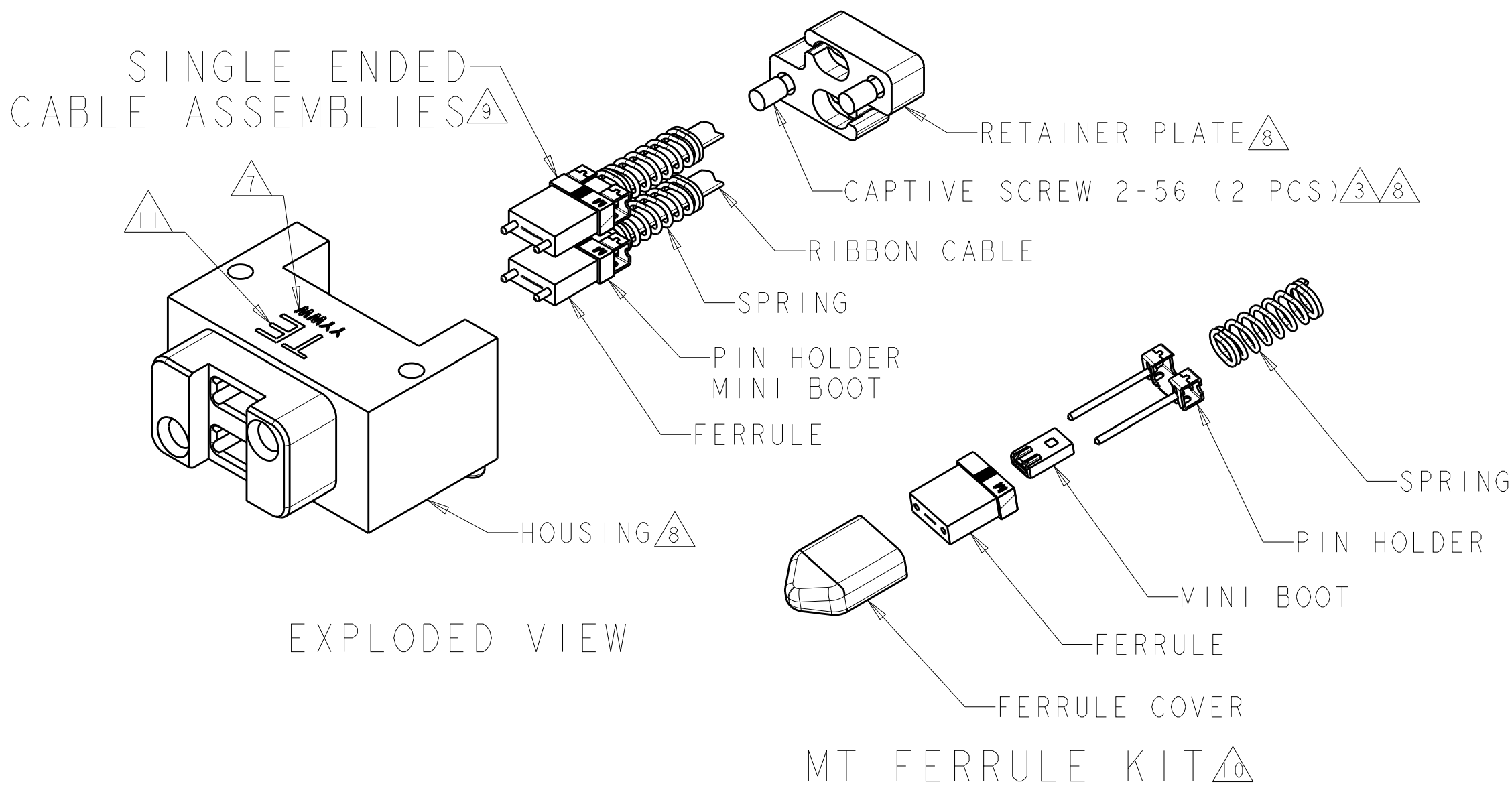
C

B

A



ASSEMBLED VIEW
WITH REFERENCE
MT CABLE ASSEMBLIES INSTALLED



- 1 AREA REQUIRED FOR CONNECTOR PLACEMENT.
- 2 2-56 X 3/8" SCREWS WITH A PRE-APPLIED NYLOK PATCH ARE INCLUDED FOR PC-BOARD MOUNTING (NOT SHOWN). IF A PC-BOARD THICKER THAN 5.8mm IS USED LONGER SCREWS ARE REQUIRED.
- 3 RECOMMENDED TORQUE: 0.23-0.34 N-m [2-3 in-lb].
- 4 DATUM A REFERENCE PER ANSI/VITA 46.0-2007, APPENDIX C.
- 5 HOUSING & RETAINER PLATE:
ALUMINUM ALLOY 6061 PER ASTM B209, OR ASTM B221.
CAPTIVE SCREWS & BHCS: STAINLESS STEEL, 300 SERIES.
- 6 HOUSING & RETAINER PLATE:
CLEAR CHROMATE CONVERSION COATING.
CAPTIVE SCREWS & BHCS: PASSIVATED.
- 7 DATE CODE: YEAR & WEEK (YYWW).
- 8 THE MODULE CONNECTOR KIT, CONSISTING OF THE HOUSING, RETAINER PLATE WITH CAPTIVE SCREWS, AND 2-56 SCREWS, IS SHIPPED UNASSEMBLED.
- 9 SINGLE-ENDED FIBER-OPTIC (PIGTAIL) CABLE ASSEMBLIES ARE AVAILABLE SEPARATELY, 1938401-2.
- 10 UNASSEMBLED FIBER-OPTIC COMPONENTS KITS ARE AVAILABLE SEPARATELY, 2102866-2.
- 11 TE CONNECTIVITY PRODUCT IDENTIFIER.

PLUG (MODULE) KIT		A	2000974-1	
COMMENT		PART REVISION	PART NUMBER	
THIS DRAWING IS A CONTROLLED DOCUMENT. DIMENSIONING AND TOLERANCING PER ASME Y14.5M-2009		DWN R FLAIG 02JUN2009 CHK J MOSIER 02JUN2009 APVD J MOSIER 02JUN2009	TE Connectivity	
DIMENSIONS: mm		PRODUCT SPEC 108-2467	NAME CONNECTOR KIT, PLUG, (MODULE) FIBER OPTIC, MT, VITA 66.1-STYLE	
TOLERANCES UNLESS OTHERWISE SPECIFIED: 0 PLC ±- 1 PLC ±- 2 PLC ±- 3 PLC ±- 4 PLC ±- ANGLES ±- FINISH ±-		APPLICATION SPEC 114-32050	SIZE CAGE CODE DRAWING NO RESTRICTED TO	
MATERIAL 5		WEIGHT -	A200779C-2000974	
		Customer Drawing	SCALE 3:1	SHEET 1 OF 2 REV A2

Mouser Electronics

Authorized Distributor

Click to View Pricing, Inventory, Delivery & Lifecycle Information:

[TE Connectivity:](#)

[2000974-1](#)