

1. THIS PLUG CONNECTOR KIT CONSIST OF THE FOLLOWING ITEMS, WHICH ARE ALSO AVAILABLE SEPARATELY.

- 1738254-1 PLUG SHELL ASSEMBLY
- 1738204-1 JACKNUT KIT, N-Z (ASSEMBLED PER TABLE)
- 1954331-1 INSERT ASSEMBLY, ARR 13PI, KEY A, INSTALLED
- 2000591-6; SIZE 12 PIN CONTACT, RT ANGLE; QTY = 2; INSTALLED
- 1996787-2; SIZE 16 PIN CONTACT, RT ANGLE; QTY = 4; INSTALLED
- 1-1954186-2; SIZE 20 PIN CONTACT, RT ANGLE LONG LEG; QTY = 4; INSTALLED
- 1-1954186-0; SIZE 20 PIN CONTACT, RT ANGLE SHORT LEG; QTY = 2; INSTALLED
- 1738712-4 SIZE 5 PIN CONTACT, RT ANGLE; QTY = 1; INSTALLED
- 1738194-1 INSERT ASSEMBLY, ARR 40, KEY B, INSTALLED
- 1996792-5; SIZE 22 POSTED SOCKET CONTACT, RT ANGLE; QTY = 10; INSTALLED (ROW D)
- 1996792-6; SIZE 22 POSTED SOCKET CONTACT, RT ANGLE; QTY = 10; INSTALLED (ROW C)
- 1996792-7; SIZE 22 POSTED SOCKET CONTACT, RT ANGLE; QTY = 10; INSTALLED (ROW B)
- 1996792-8; SIZE 22 POSTED SOCKET CONTACT, RT ANGLE; QTY = 10; INSTALLED (ROW A)
- 1738211-1 DUST COVER; QTY = 2; INSTALLED

**SHELL ASSEMBLY MAT'L:**  
SHELL: ALUMINUM ALLOY 6061 T651 PER AMS-QQ-A-250  
INSERT RETENTION CLIP: COPPER ALLOY PER ASTM B194  
PROTECTIVE COVER: ANTI-STATIC THERMOPLASTIC ELASTOMER PER ASTM D5593.

**INSERT ASSEMBLY MAT'L:**  
FRONT & REAR INSULATORS: HIGH-TEMP THERMOPLASTIC OR THERMOSET EPOXY PER ASTM D5948  
CONTACT RETENTION CLIPS: STAINLESS STEEL PER AISI 302 OR COPPER ALLOY PER ASTM B194  
INTERFACIAL SEAL & GROMMET: FLUOROSILICONE ELASTOMER PER MIL-R-25988 B  
EXCEPT 4.6.6.1  
ALIGNMENT BOARDS: HIGH-TEMP THERMOPLASTIC

**CONTACT MAT'L:** COPPER ALLOY

**SHELL:** ELECTROLYTIC NICKEL PER SAE AMS QQ-N-290 OVER ELECTROLESS NICKEL PER SAE AMS-2404, CLASS 3.

**CONTACT FINISH:** 1.27µm MIN GOLD PER ASTM B488 OVER 2.54µm MIN NICKEL PER QQ-N-290 ON ENTIRE CONTACT

**TE LOGO, TE PART NO, DATE CODE - YEAR & WEEK (YY - WW) MARKED IN THIS AREA**

**4-40 SCREWS ARE REQUIRED FOR PANEL MOUNTING (NOT INCLUDED).**  
SCREW HEAD DIAMETER: 6mm MAX  
RECOMMENDED TORQUE: 1.1 N-m [10 lb\_in] MIN

**4-40 THREADED HOLES ARE SELF-LOCKING, HAVING THE SPIRALOCK® THREAD FORM.**  
SPIRALOCK® IS A REGISTERED TRADEMARK OF SPIRALOCK CORPORATION.

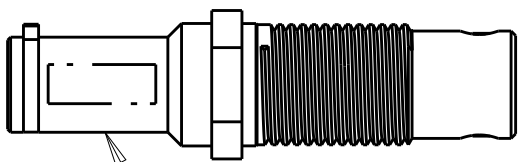
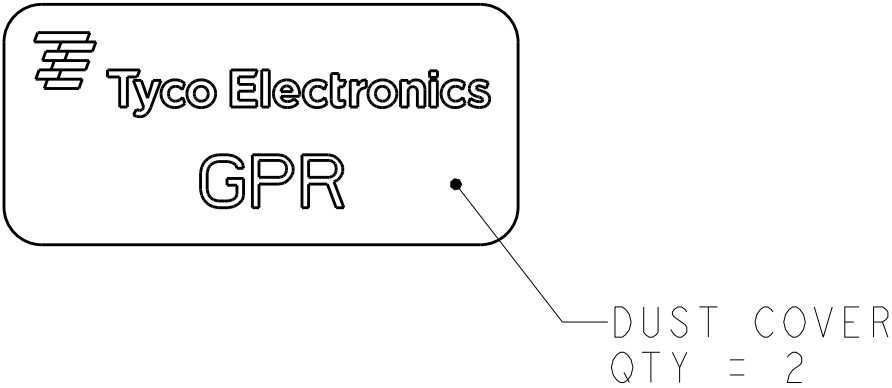
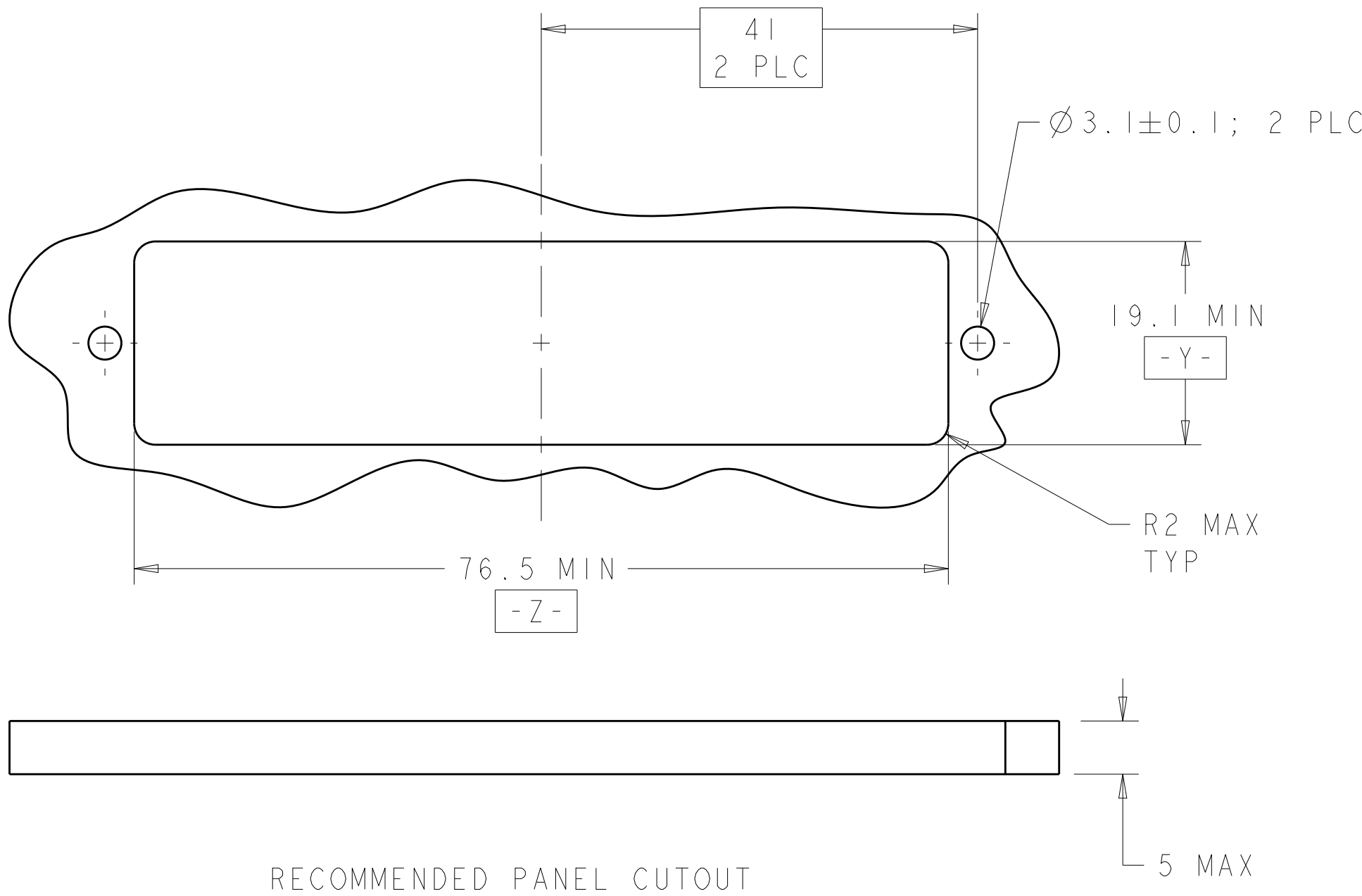
**THIS PRODUCT IS SOLD BY TYCO ELECTRONICS UNDER A LICENSE FROM RADIAL SA.**

**POLARIZATION FEATURE TO PREVENT FRONT PANEL MOUNTING.**

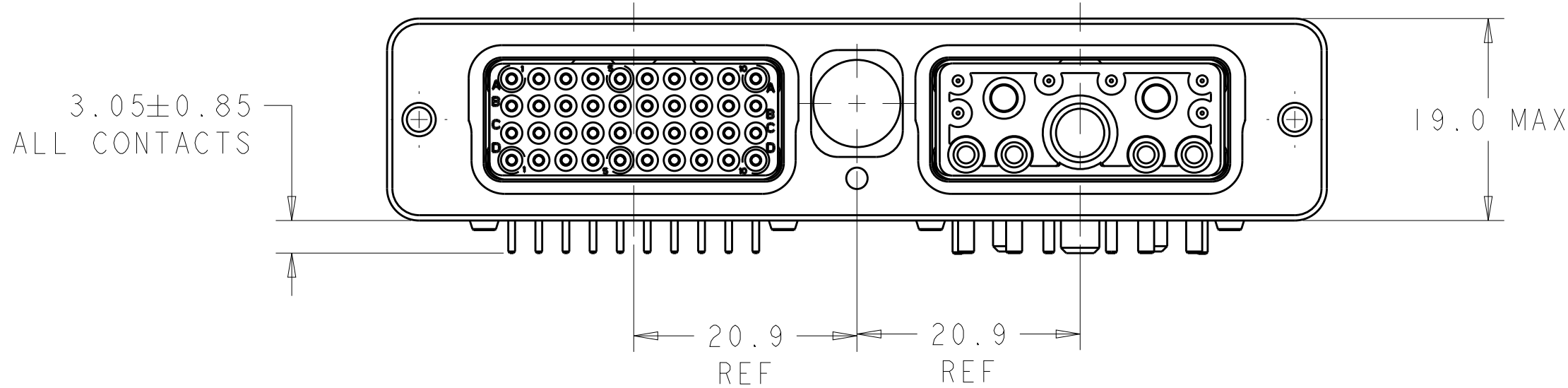
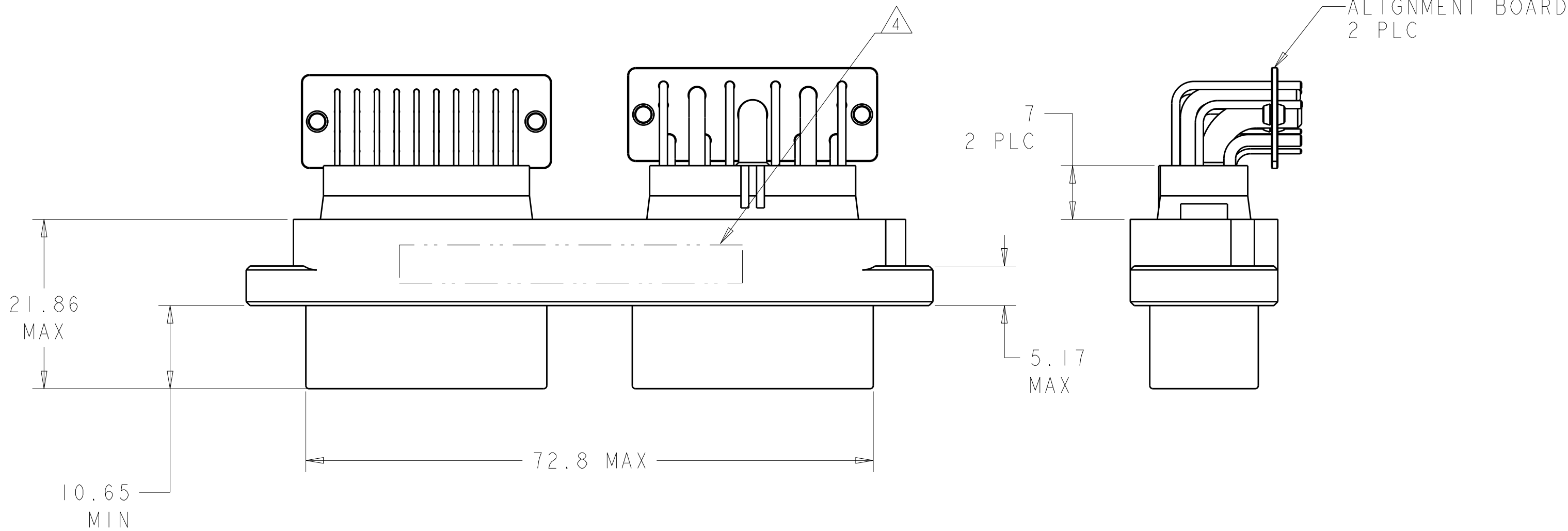
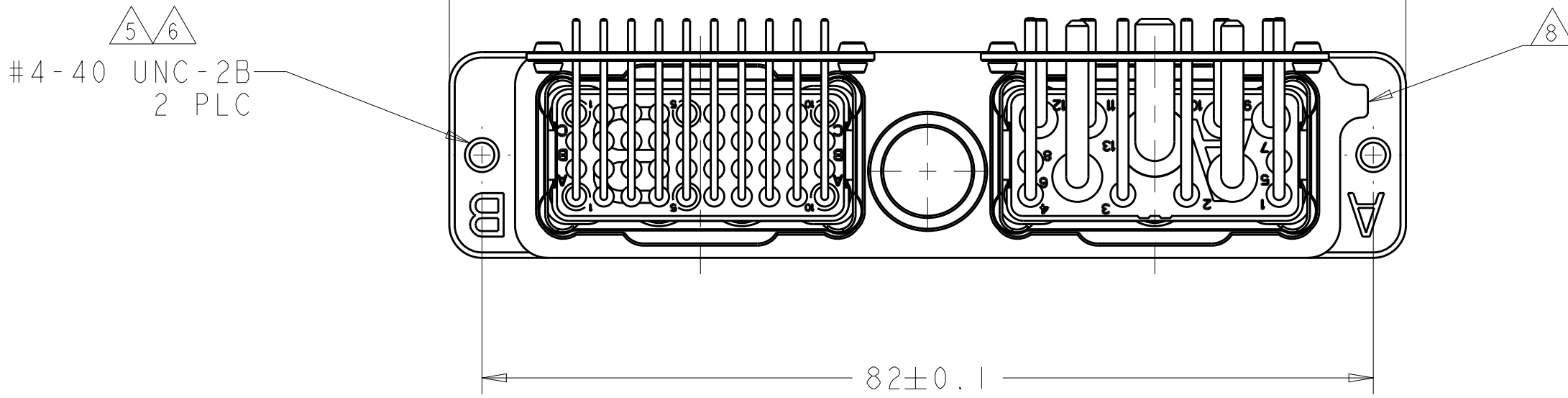
**PITCH FOR SIDE-BY-SIDE MOUNTING: 19.50mm MIN.**

**DUST COVERS INSTALLED BEFORE SHIPPING.**

**JACKNUT KIT (IF NOT ASSEMBLED) PACKAGED SEPARATELY AND SHIPPED WITH CONNECTOR.**



JACKNUT KIT  
QTY = 1



WITH CONTACTS (INSTALLED) WITH JACK NUT (INSTALLED IN "Y")	1996726-3
WITH CONTACTS (INSTALLED) WITH JACK NUT (INSTALLED IN "R")	1996726-2
WITH CONTACTS (INSTALLED) WITH JACK NUT N-Z (NOT INSTALLED)	1996726-1
DESCRIPTION	PART NUMBER

THIS DRAWING IS A CONTROLLED DOCUMENT.		DWN C.C. THOMAS CHK K. HOGAN APVD K. HOGAN	7-29-09 7-29-09 7-29-09	NAME	
DIMENSIONS:		TOLERANCES UNLESS OTHERWISE SPECIFIED:		PRODUCT SPEC	
mm		0 PLC ± 1 PLC ± 2 PLC ±0.2 3 PLC ± 4 PLC ± ANGLES ±		APPLICATION SPEC	
MATERIAL		FINISH		WEIGHT	
2		3		A100779C=1996726	
CUSTOMER DRAWING		SCALE		SHEET 1 OF 1	
		REV		D	

# Mouser Electronics

Authorized Distributor

Click to View Pricing, Inventory, Delivery & Lifecycle Information:

[TE Connectivity:](#)

[1996726-3](#)