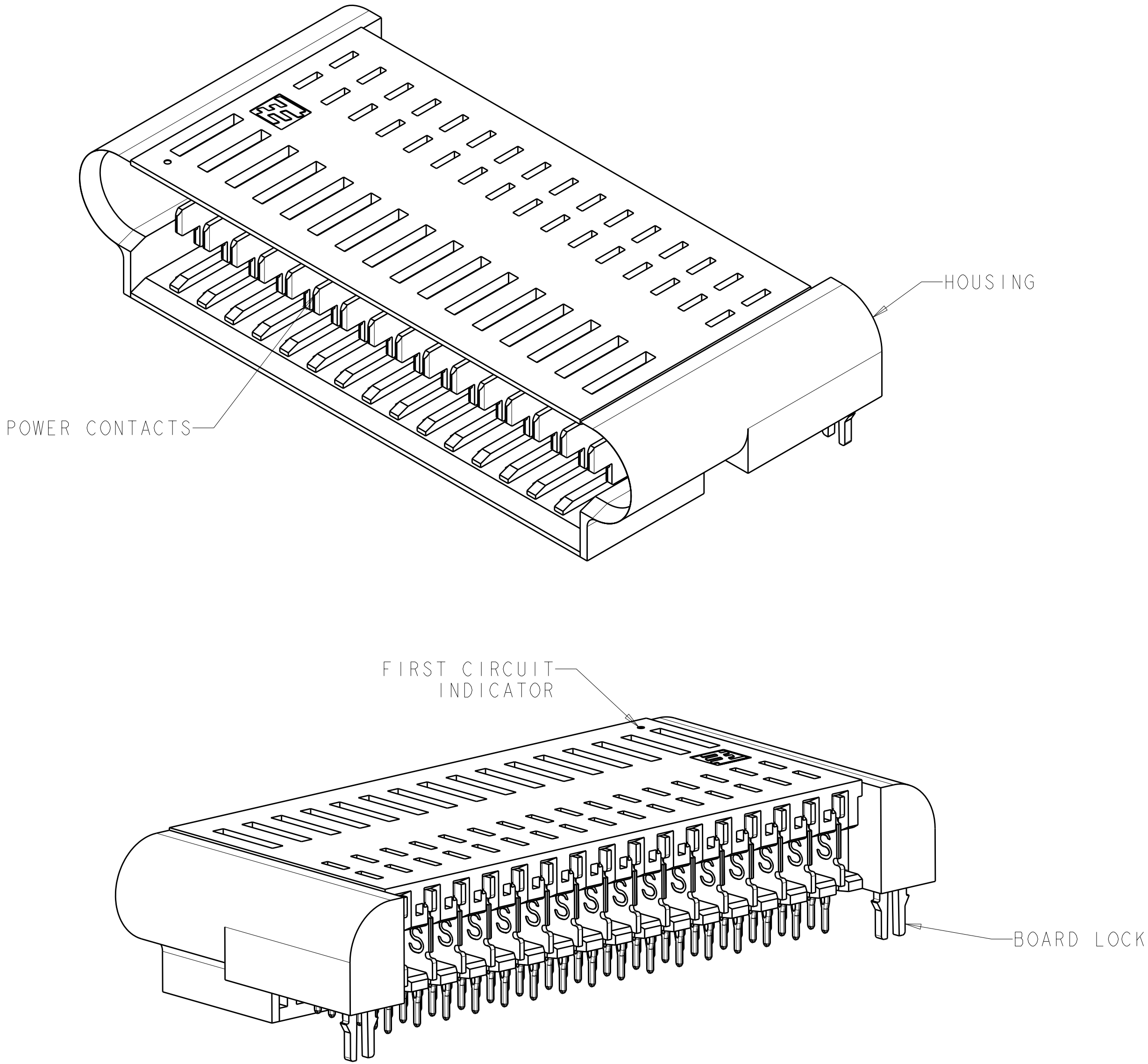


LOC		DIST		REVISIONS			
F	LYR	DESCRIPTION		DATE	DWN	APVD	
	C	ECO-09-028526		04JAN2010	LAW	EW	



1-1926710-6 SHOWN

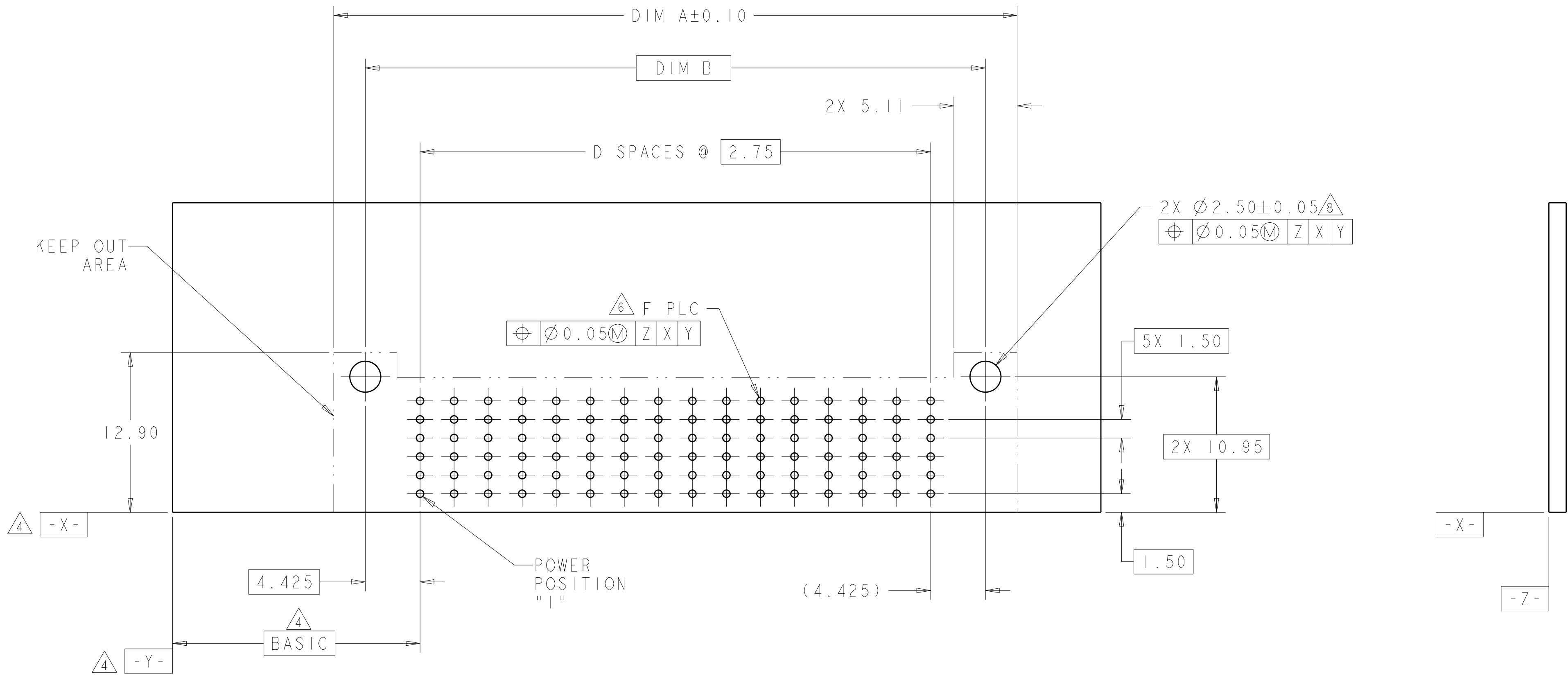
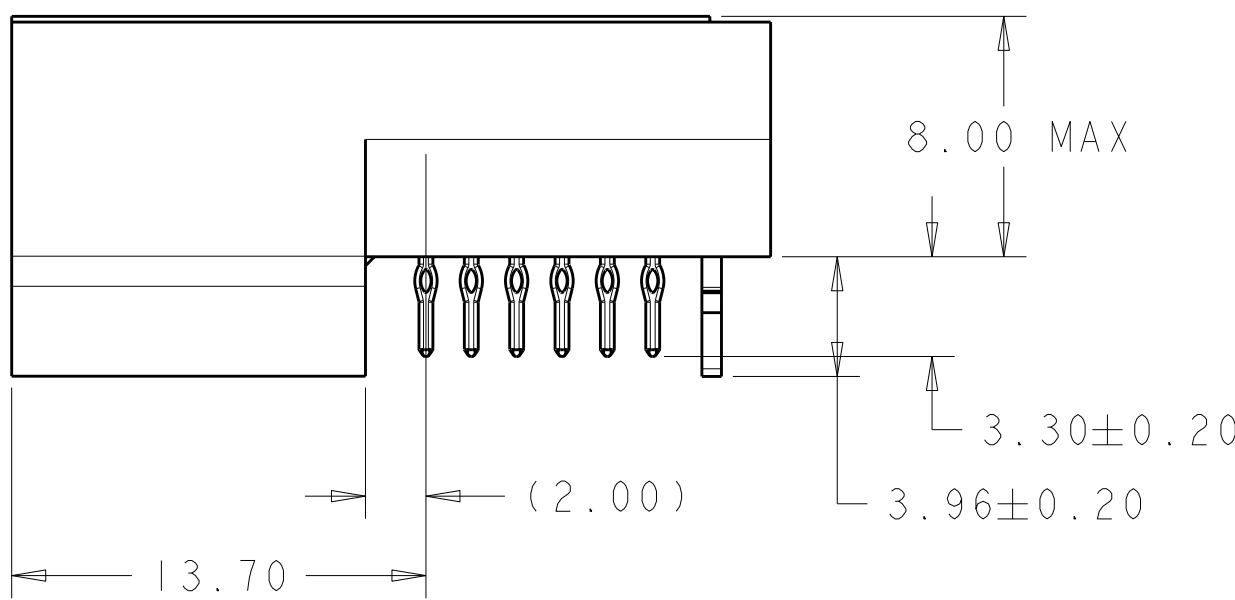
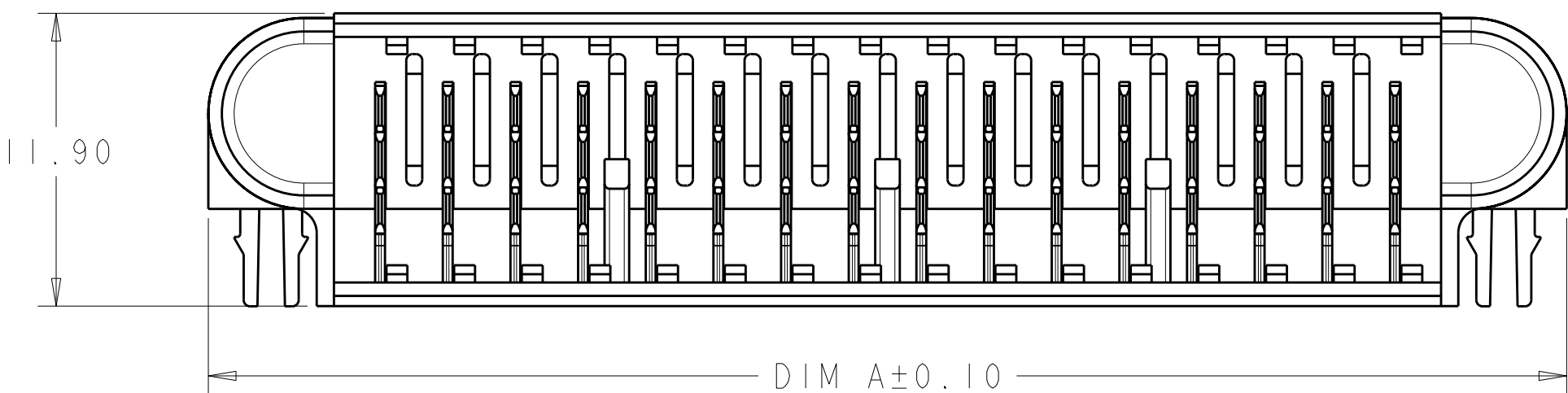
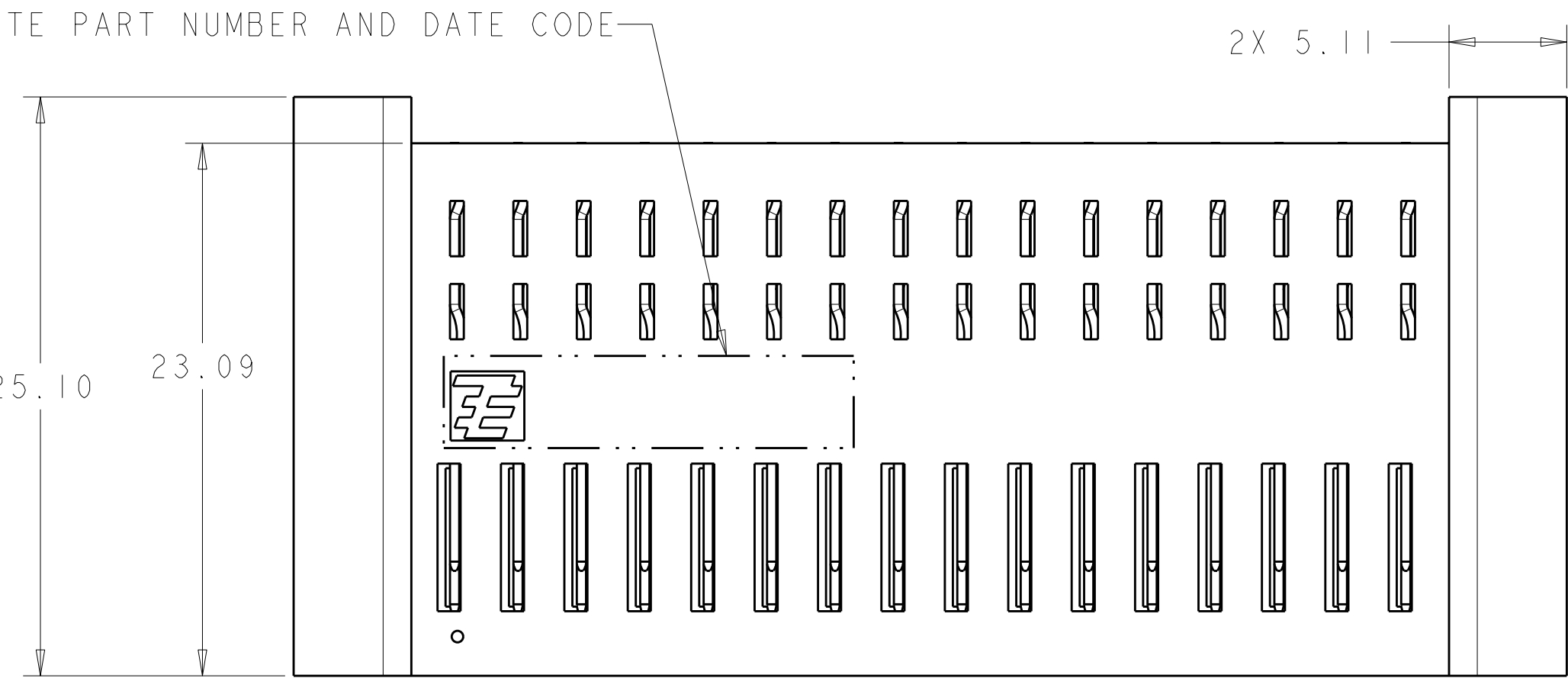
- HOUSING: GLASS FILLED LIQUID CRYSTAL POLYMER, COLOR: BLACK, UL 94 V-O RATED  
POWER CONTACT: COPPER ALLOY  
BOARD LOCK: PHOSPHOR BRONZE
- POWER CONTACT: 0.00127mm MIN NICKEL ALL OVER,  
MATING AREA: 0.00076mm MIN GOLD OR  
0.00008mm MIN GOLD OVER 0.00076mm MIN PALLADIUM-NICKEL,  
TAIL AREA: 0.0005mm MIN MATTE TIN  
  
BOARD LOCK: 0.00076mm MIN MATTE TIN OVER  
0.00127mm MIN NICKEL.
- CONTACT MATING AREA LUBRICATED WITH BELLCORE APPROVED LUBRICANT,  
TECHNICAL REFERENCE: GR-1217-CORE, ISSUE 1, NOVEMBER 1995

- 4 DATUMS AND BASIC DIMENSIONS TO BE ESTABLISHED BY CUSTOMER.
- 5 PC BOARD THICKNESS 1.4mm MIN, FOR WAVE SOLDER PC BOARD THICKNESS 2.62 MAX
- 6 SEE APPLICATION SPEC 114-13215 FOR PLATED THROUGH HOLE INFORMATION
7. SEE CUSTOMER DRAWING 1926711 OR 1926713 FOR MATING CONNECTOR
- 8 UNPLATED HOLES

180	29	88.60	93.71	30P	3-1926710-0
168	27	83.10	88.21	28P	2-1926710-8
156	25	77.60	82.71	26P	2-1926710-6
144	23	72.10	77.21	24P	2-1926710-4
132	21	66.60	71.71	22P	2-1926710-2
120	19	61.10	66.21	20P	2-1926710-0
108	17	55.60	60.71	18P	1-1926710-8
96	15	50.10	55.21	16P	1-1926710-6
84	13	44.60	49.71	14P	1-1926710-4
72	11	39.10	44.21	12P	1-1926710-2
60	9	33.60	38.71	10P	1-1926710-0
48	7	28.10	33.21	8P	1926710-8
36	5	22.60	27.71	6P	1926710-6
F PLC	D SPACES	DIM B	DIM A	NUMBER OF POSITIONS	PART NUMBER

DIMENSIONS:		TOLERANCES UNLESS OTHERWISE SPECIFIED:		DWN S. PETERS 18DEC2007		Tyco Electronics Harrisburg, PA 17105-3608	
mm		9 PLC ± 1 PLC ± 3 PLC ±0.13 5 PLC ± 4 PLC ±		CHK N. REESER 11APR2008		NAME	
		ANGLES ±		APVD N. REESER 11APR2008		PRODUCT SPEC	
MATERIAL SEE NOTE 1		FINISH SEE NOTE 2		APPLICATION SPEC		SIZE CAGE CODE DRAWING NO	
				114-13215		A100779C=1926710	
				WEIGHT -		RESTRICTED TO	
				CUSTOMER DRAWING		SCALE 2:1 SHEET 1 OF 2 REV C	

LOC	DIST	REVISIONS					
		P	LTR	DESCRIPTION	DATE	DWN	APVD
AA	00		-	SEE SHEET I	-	-	-



1-1926710-6 SHOWN

RECOMMENDED PRINTED CIRCUIT BOARD LAYOUT <sup>△</sup>

(AS VIEWED FROM COMPONENT SIDE)

THIS DRAWING IS UNPUBLISHED. IT IS THE PROPERTY OF TYCO ELECTRONICS CORPORATION. IT IS TO BE USED ONLY FOR THE PURPOSES SPECIFIED IN THE DRAWING. IT IS NOT TO BE REPRODUCED OR TRANSMITTED IN ANY FORM OR BY ANY MEANS, ELECTRONIC OR MECHANICAL, INCLUDING PHOTOCOPYING, RECORDING, OR BY ANY INFORMATION STORAGE AND RETRIEVAL SYSTEM. WITHOUT PERMISSION IN WRITING FROM TYCO ELECTRONICS CORPORATION. SHOULD BE CONTACTED FOR THE LATEST REVISION.		DWN S. PETERS	18DEC2007	Tyco Electronics Harrisburg, PA 17105-3608	
DIMENSIONS: mm		CHK N. REESER	11APR2008	NAME PLUG ASSEMBLY, RIGHT ANGLE, PASSIVE GUIDE, POWER ONLY, WITH BOARD LOCKS, MINIPAK HDL	
TOLERANCES UNLESS OTHERWISE SPECIFIED:		APVD N. REESER	11APR2008	SIZE CAGE CODE DRAWING NO	
9 PLC ±		PRODUCT SPEC		RESTRICTED TO	
1 PLC ±		108-2325		A100779C-1926710	
3 PLC ±		APPLICATION SPEC		SCALE	
5 PLC ±		114-13215		2:1	
4 PLC ±		WEIGHT		SHEET	
ANGLES		-		2 OF 2	
FINISH		-		REV	
MATERIAL		SEE NOTE 1		C	
SEE NOTE 2		CUSTOMER DRAWING			

# Mouser Electronics

Authorized Distributor

Click to View Pricing, Inventory, Delivery & Lifecycle Information:

[TE Connectivity:](#)

[1-1926710-6](#)