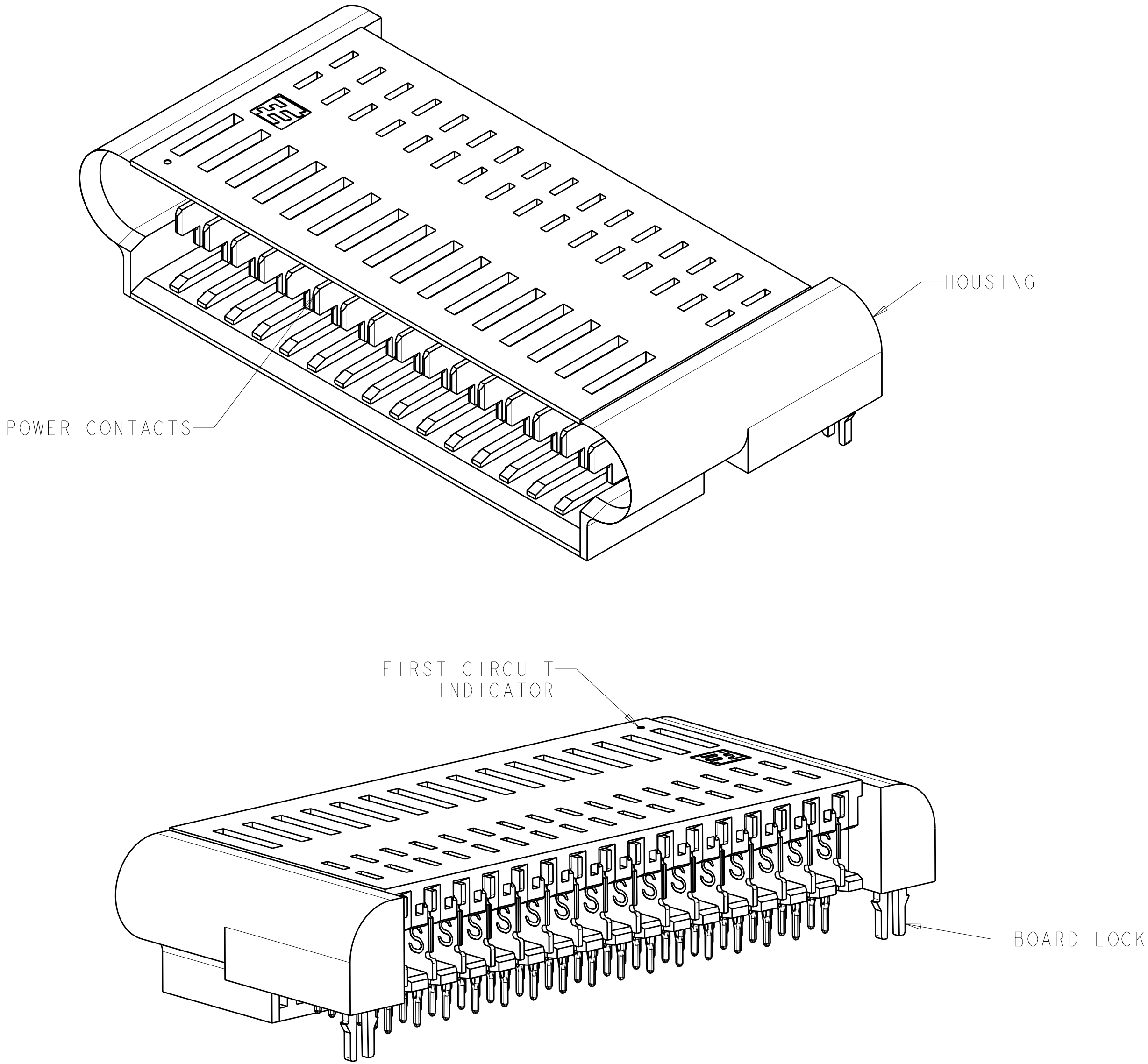


LOC		DIST		REVISIONS			
F	LYR	DESCRIPTION		DATE	DWN	APVD	
	C	ECO-09-028526		04JAN2010	LAW	EW	



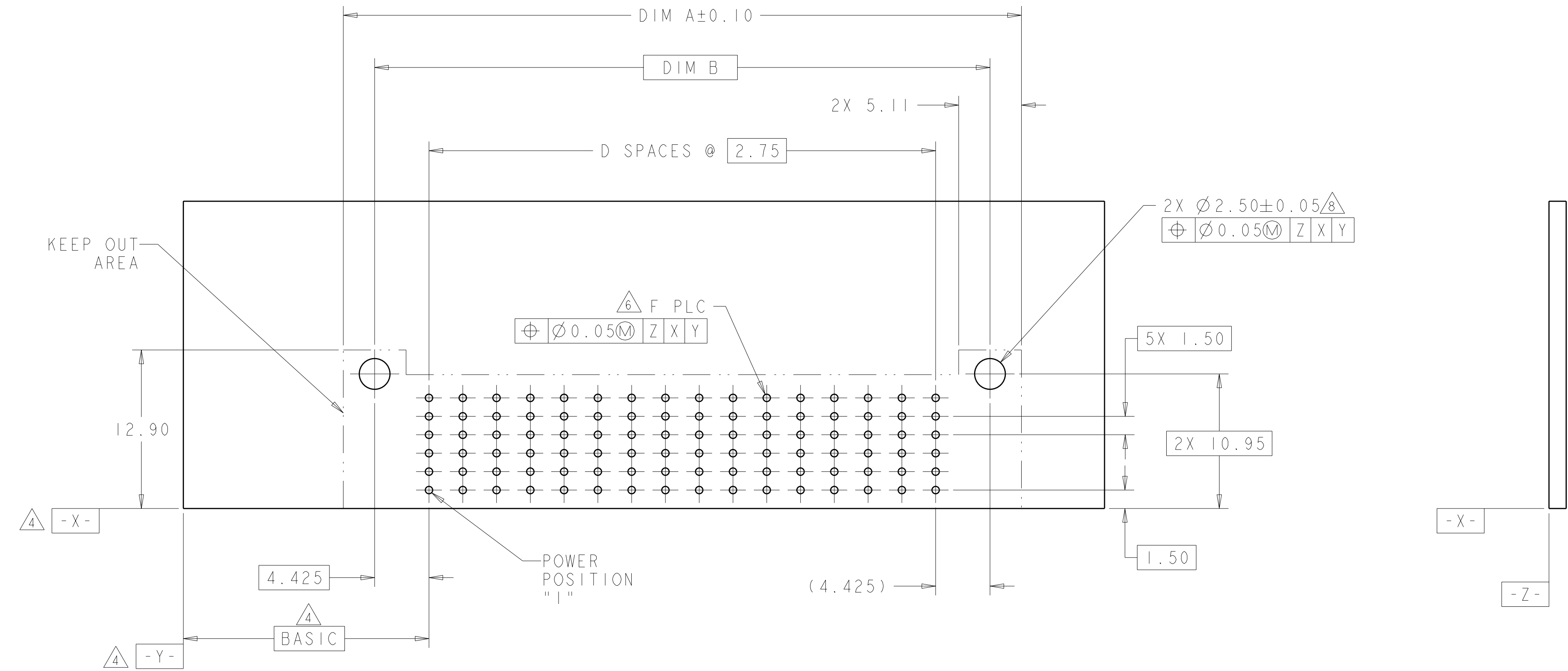
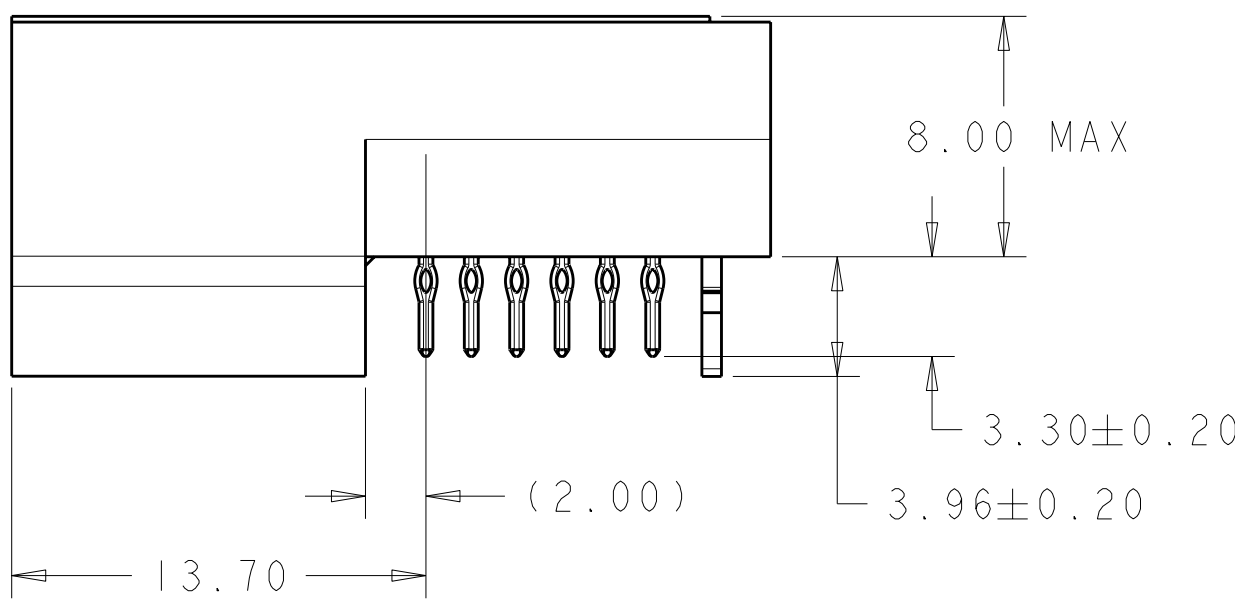
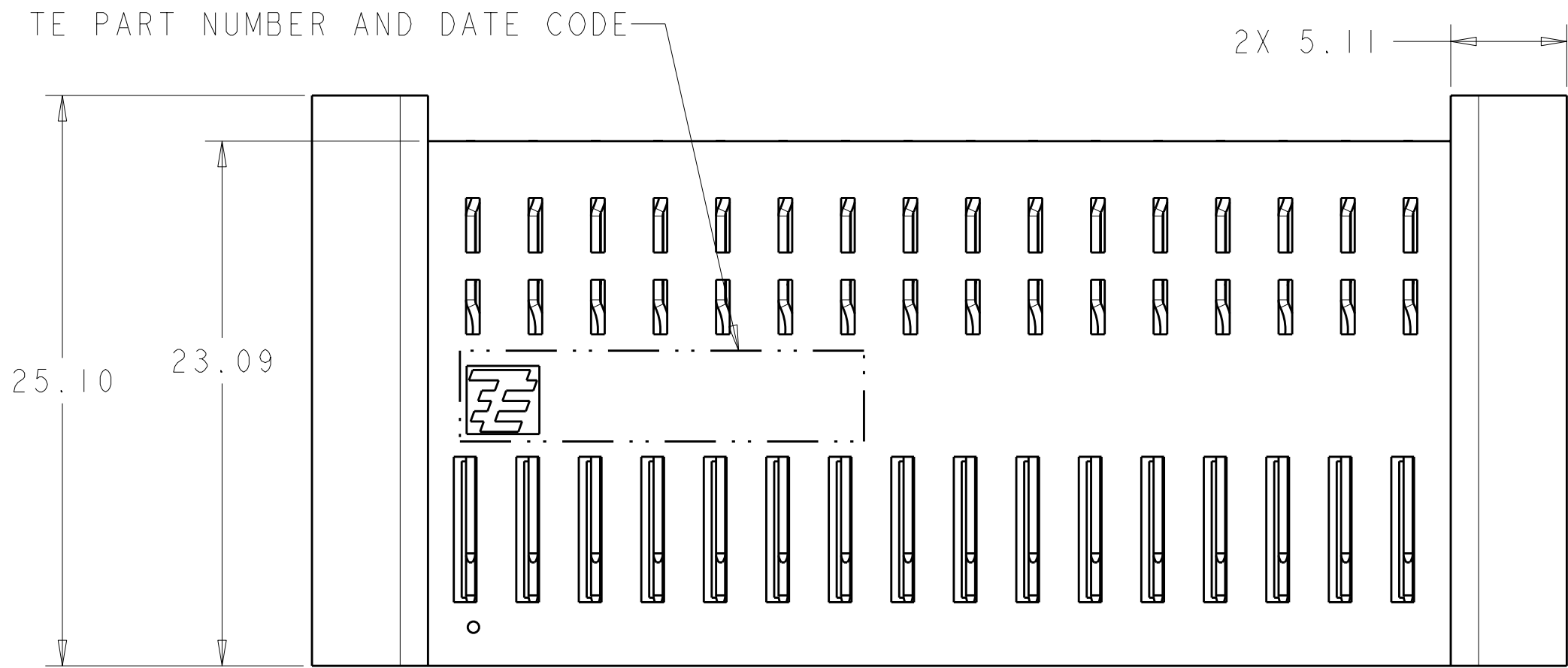
1-1926710-6 SHOWN

1. HOUSING: GLASS FILLED LIQUID CRYSTAL POLYMER, COLOR: BLACK, UL 94 V-O RATED  
POWER CONTACT: COPPER ALLOY  
BOARD LOCK: PHOSPHOR BRONZE
2. POWER CONTACT: 0.00127mm MIN NICKEL ALL OVER,  
MATING AREA: 0.00076mm MIN GOLD OR  
0.00008mm MIN GOLD OVER 0.00076mm MIN PALLADIUM-NICKEL,  
TAIL AREA: 0.0005mm MIN MATTE TIN  
  
BOARD LOCK: 0.00076mm MIN MATTE TIN OVER  
0.00127mm MIN NICKEL.
3. CONTACT MATING AREA LUBRICATED WITH BELLCORE APPROVED LUBRICANT,  
TECHNICAL REFERENCE: GR-1217-CORE, ISSUE 1, NOVEMBER 1995
4. DATUMS AND BASIC DIMENSIONS TO BE ESTABLISHED BY CUSTOMER.
5. PC BOARD THICKNESS 1.4mm MIN, FOR WAVE SOLDER PC BOARD THICKNESS 2.62 MAX
6. SEE APPLICATION SPEC 114-13215 FOR PLATED THROUGH HOLE INFORMATION
7. SEE CUSTOMER DRAWING 1926711 OR 1926713 FOR MATING CONNECTOR
8. UNPLATED HOLES

180	29	88.60	93.71	30P	3-1926710-0
168	27	83.10	88.21	28P	2-1926710-8
156	25	77.60	82.71	26P	2-1926710-6
144	23	72.10	77.21	24P	2-1926710-4
132	21	66.60	71.71	22P	2-1926710-2
120	19	61.10	66.21	20P	2-1926710-0
108	17	55.60	60.71	18P	1-1926710-8
96	15	50.10	55.21	16P	1-1926710-6
84	13	44.60	49.71	14P	1-1926710-4
72	11	39.10	44.21	12P	1-1926710-2
60	9	33.60	38.71	10P	1-1926710-0
48	7	28.10	33.21	8P	1926710-8
36	5	22.60	27.71	6P	1926710-6
F PLC	D SPACES	DIM B	DIM A	NUMBER OF POSITIONS	PART NUMBER

DIMENSIONS: mm		TOLERANCES UNLESS OTHERWISE SPECIFIED: 9 PLC ± 1 PLC ± 3 PLC ±0.13 5 PLC ± 4 PLC ± ANGLES ±	FINISH SEE NOTE 2	DWN S. PETERS 18DEC2007	Tyco Electronics Harrisburg, PA 17105-3608	
				CHK N. REESER 11APR2008		
		MATERIAL SEE NOTE 1	APVD N. REESER 11APR2008	NAME	PLUG ASSEMBLY, RIGHT ANGLE, PASSIVE GUIDE, POWER ONLY, WITH BOARD LOCKS, MINIPAK HDL	
				PRODUCT SPEC		
				108-2325	A100779C=1926710	
				APPLICATION SPEC		
				114-13215	RESTRICTED TO	
				WEIGHT		
				CUSTOMER DRAWING	SCALE 2:1 SHEET 1 OF 2 REV C	

LOC	DIST	REVISIONS					
		P	LTR	DESCRIPTION	DATE	DWN	APVD
AA	00		-	SEE SHEET 1	-	-	-



1-1926710-6 SHOWN

RECOMMENDED PRINTED CIRCUIT BOARD LAYOUT

(AS VIEWED FROM COMPONENT SIDE)

TYCO ELECTRONICS IS A DIVISION OF TYCO ELECTRONICS CORPORATION TYCO ELECTRONICS CORPORATION 1111 BROADVIEW AVENUE HARRISBURG, PA 17105-3608		DWN S. PETERS 18DEC2007	Tyco Electronics Harrisburg, PA 17105-3608	
CHK N. REESER 11APR2008		APVD N. REESER 11APR2008	NAME PLUG ASSEMBLY, RIGHT ANGLE, PASSIVE GUIDE, POWER ONLY, WITH BOARD LOCKS, MINIPAK HDL	
DIMENSIONS: mm		TOLERANCES UNLESS OTHERWISE SPECIFIED:	PRODUCT SPEC 108-2325	
9 PLC ±		1 PLC ±0.13	APPLICATION SPEC 114-13215	
3 PLC ±		4 PLC ±	SIZE CAGE CODE DRAWING NO	
MATERIAL SEE NOTE 1		FINISH SEE NOTE 2	RESTRICTED TO A100779C-1926710	
CUSTOMER DRAWING		SCALE 2:1	SHEET 2	REV C

# Mouser Electronics

Authorized Distributor

Click to View Pricing, Inventory, Delivery & Lifecycle Information:

[TE Connectivity:](#)

[2-1926710-6](#)