

4

3

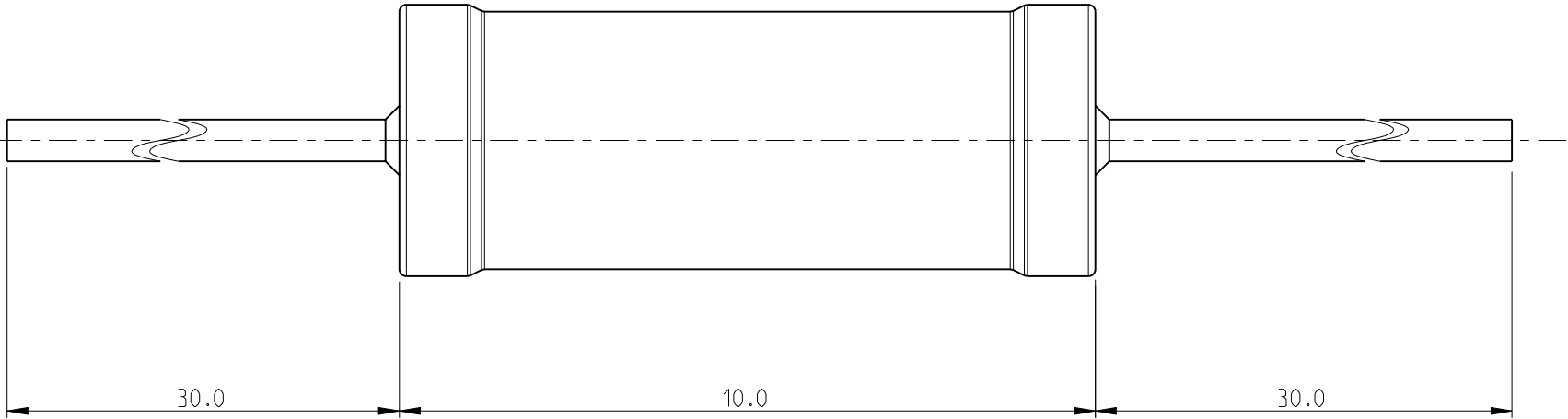
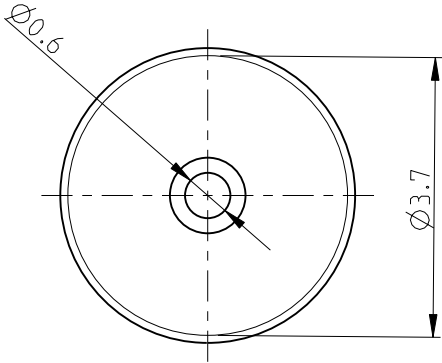
2

1

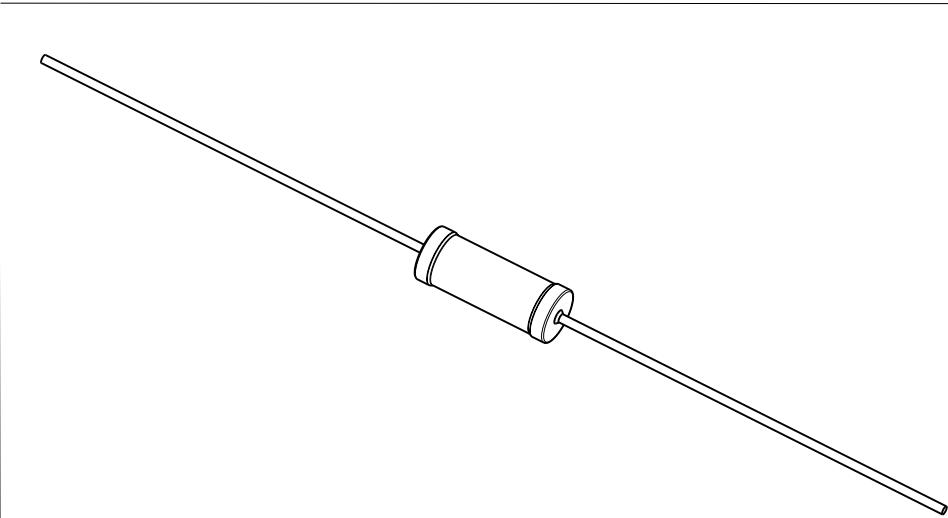
THIS DRAWING IS UNPUBLISHED.	RELEASED FOR PUBLICATION	2009
© COPYRIGHT 2009	BY TYCO ELECTRONICS CORPORATION. ALL RIGHTS RESERVED.	

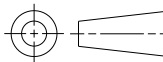
LOC	DIST	REVISIONS					
		P	LTR	DESCRIPTION	DATE	DWN	APVD
E	B		BA	NEW RELEASE	10JUNE2010	PT	St.P

FOR FURTHER INFORMATION SEE DATA SHEET FOR
SERIES HOLCO, AXIAL LEADED PRECISION RESISTORS



RoHS Compliant



THIS DRAWING IS A CONTROLLED DOCUMENT FOR TYCO ELECTRONICS CORPORATION IT IS SUBJECT TO CHANGE AND THE CONTROLLING ENGINEERING ORGANIZATION SHOULD BE CONTACTED FOR THE LATEST REVISION.		DWN PARUSURAM.T 10JUNE2010		Tyco Electronics Corporation Dorcan, Swindon, SN3 5HH											
DIMENSIONS: mm		TOLERANCES UNLESS OTHERWISE SPECIFIED:		CHK ALLAN.P 10JUNE2010		NAME AXIAL LEADED PRECISION RESISTORS SERIES HOLCO H4									
		0 PLC ± 0.2 1 PLC ± 0.1 2 PLC ± - 3 PLC ± - 4 PLC ± - ANGLES ± 5°		APVD STEPHEN.P 10JUNE2010											
				PRODUCT SPEC -											
MATERIAL -		FINISH -		APPLICATION SPEC -		SIZE A3		CAGE CODE 00779		DRAWING NO C-1879667		RESTRICTED TO -			
				WEIGHT -											
CUSTOMER DRAWING										SCALE 10:1		SHEET 1 OF 1		REV BA	

Mouser Electronics

Authorized Distributor

Click to View Pricing, Inventory, Delivery & Lifecycle Information:

[TE Connectivity:](#)

[6-1879667-3](#)