

4

3

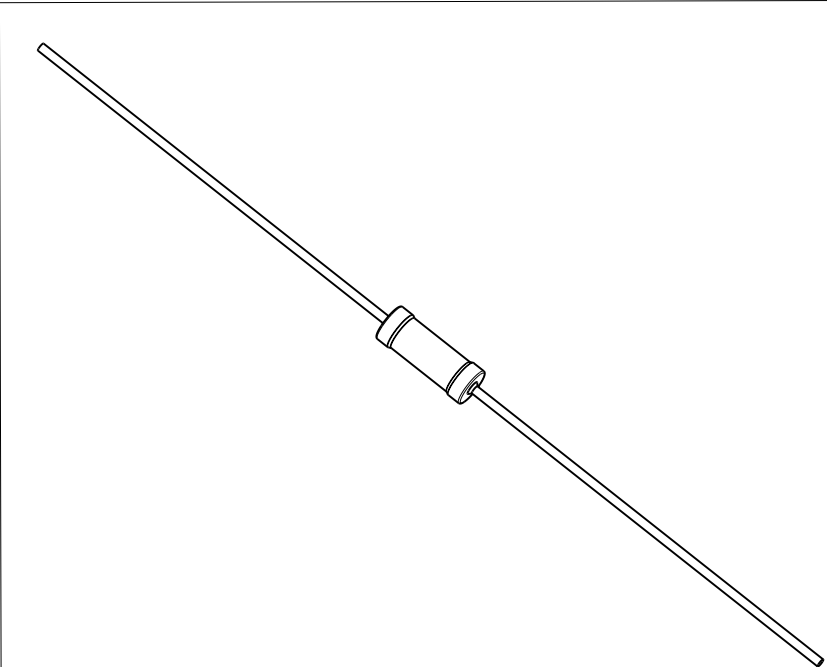
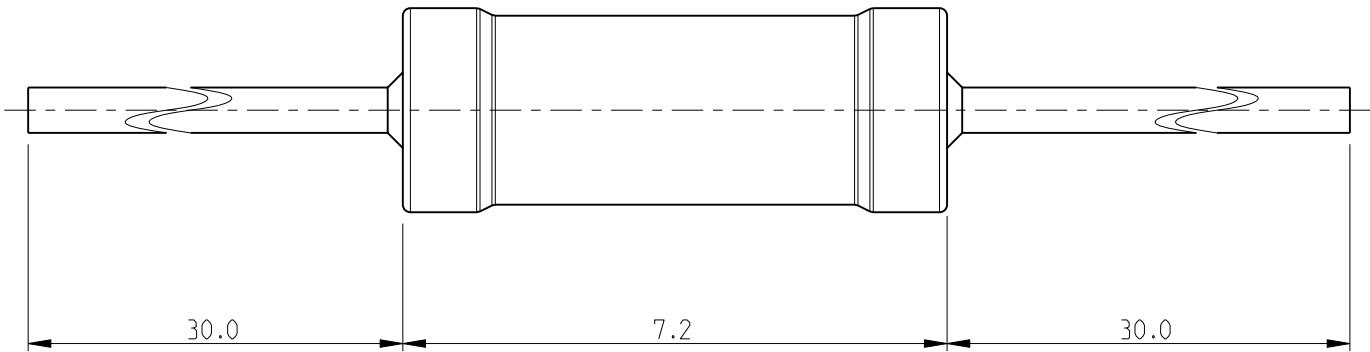
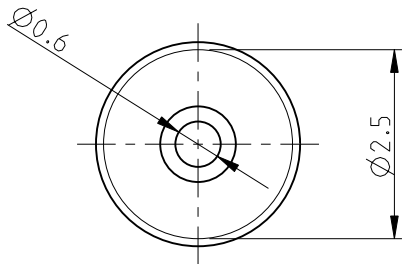
2

1

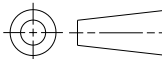
THIS DRAWING IS UNPUBLISHED.	RELEASED FOR PUBLICATION	2009
© COPYRIGHT 2009	BY TYCO ELECTRONICS CORPORATION. ALL RIGHTS RESERVED.	

LOC	DIST	REVISIONS					
		P	LTR	DESCRIPTION	DATE	DWN	APVD
E	B		BA	NEW RELEASE	16 JUNE 2010	PT	St.P

FOR FURTHER INFORMATION SEE DATA SHEET FOR
SERIES HOLCO, AXIAL LEADED PRECISION RESISTORS



RoHS Compliant

THIS DRAWING IS A CONTROLLED DOCUMENT FOR TYCO ELECTRONICS CORPORATION IT IS SUBJECT TO CHANGE AND THE CONTROLLING ENGINEERING ORGANIZATION SHOULD BE CONTACTED FOR THE LATEST REVISION.		DWN PARUSURAM.T 16 JUNE 2010		Tyco Electronics Corporation Dorcan, Swindon, SN3 5HH									
DIMENSIONS: mm		TOLERANCES UNLESS OTHERWISE SPECIFIED:		CHK ALLAN.P 16 JUNE 2010		NAME AXIAL LEADED PRECISION RESISTORS SERIES HOLCO H8							
		0 PLC ± 0.2 1 PLC ± 0.1 2 PLC ± - 3 PLC ± - 4 PLC ± - ANGLES ± 5°		APVD STEPHEN.P 16 JUNE 2010									
MATERIAL -		FINISH -		PRODUCT SPEC -		SIZE A 3		CAGE CODE 00779		DRAWING NO C-1879638		RESTRICTED TO -	
				APPLICATION SPEC -									
				WEIGHT -									
				CUSTOMER DRAWING				SCALE 10:1		SHEET 1 OF 1		REV BA	

Mouser Electronics

Authorized Distributor

Click to View Pricing, Inventory, Delivery & Lifecycle Information:

[TE Connectivity:](#)

[2-1879638-5](#)