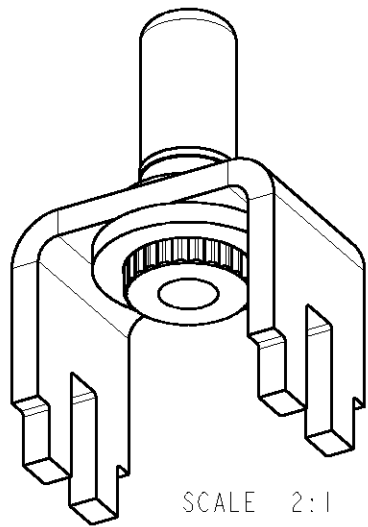
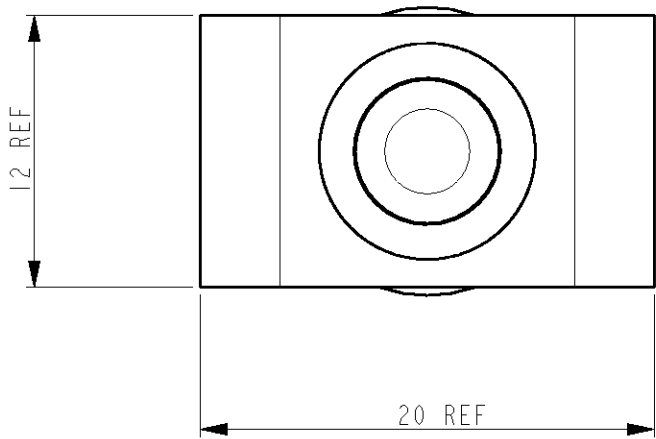
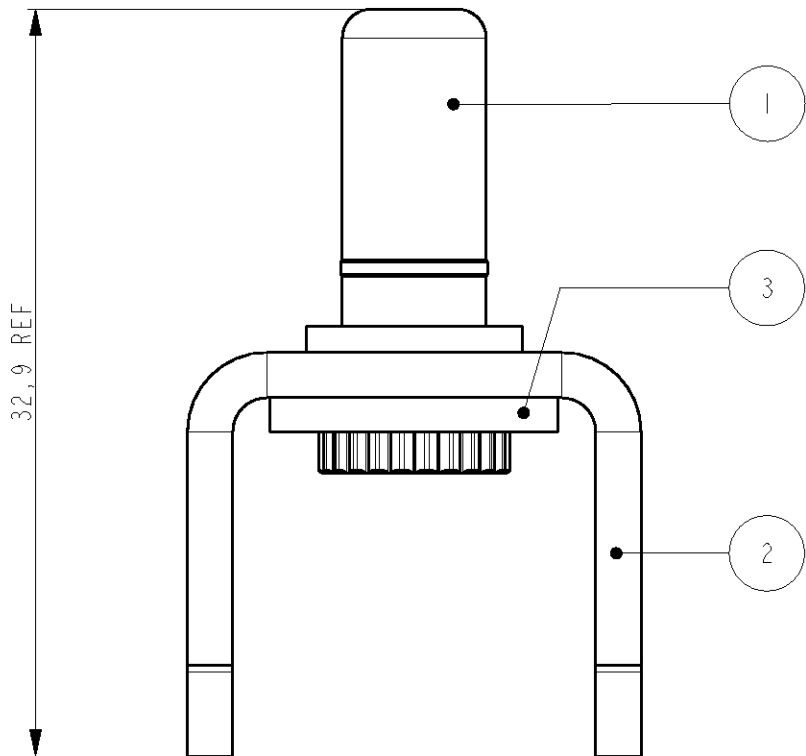


2		1						
LOC	DIST	REVISIONS						
H	-	P	LTR	DESCRIPTION		DATE	DWN	APVD
			A	RELEASED		28MAR2007	RD	RL
			B	ECR-07-013006		01JUN2007	RD	RL
			C	ECR-08-017970		17JUL2008	JvdH	RL



NOTES:

- 1 5,0µm MIN. SILVER OVER 1,0µm MIN. NICKEL
- 2 0,5µm MIN. GOLD OVER 1,0µm MIN. NICKEL
- 3 4-15µm TIN (MINIMUM IN AREA OF PINS) OVER 1,2µm MIN. NICKEL
- 4 1,0µm MIN. NICKEL



3	SWAGE WASHER 1,5MM THICK	STEEL	4	1	1
2	STRIP	COPPER ALLOY	3	1	1
1	CONTACT PIN SIZE #4	COPPER ALLOY	2	1	1
1	CONTACT PIN SIZE #4	COPPER ALLOY	1	1	1

THIS DRAWING IS A CONTROLLED DOCUMENT FOR TYCO ELECTRONICS CORPORATION
IT IS SUBJECT TO CHANGE AND THE CONTROLLING ENGINEERING ORGANIZATION
SHOULD BE CONTACTED FOR THE LATEST REVISION.

DIMENSIONS:

mm

TOLERANCES UNLESS OTHERWISE SPECIFIED:

0 PLC ±0,2
1 PLC ±0,1
2 PLC ±0,05
3 PLC ±0,025
4 PLC ±0,005
ANGLES ±1,0

MATERIAL

-

FINISH

-

DWN J. van Hoek 14AUG2006
CHK R. Daamen 17AUG2006
APVD J. Broeksteeg 17AUG2006

PRODUCT SPEC

-

APPLICATION SPEC

-

WEIGHT

-

CUSTOMER DRAWING

SCALE 3:1

SHEET 1 OF 1

REV C

tyco

Electronics

Tyco Electronics Nederland BV

's-Hertogenbosch, The Netherlands

NAME

BUSBAR
WITH CONTACT PIN SIZE #4
SWAGE MOUNTED

SIZE A3

CAGE CODE 00779

DRAWING NO C=1857924

RESTRICTED TO -

Mouser Electronics

Authorized Distributor

Click to View Pricing, Inventory, Delivery & Lifecycle Information:

[TE Connectivity:](#)

[1857924-1](#)