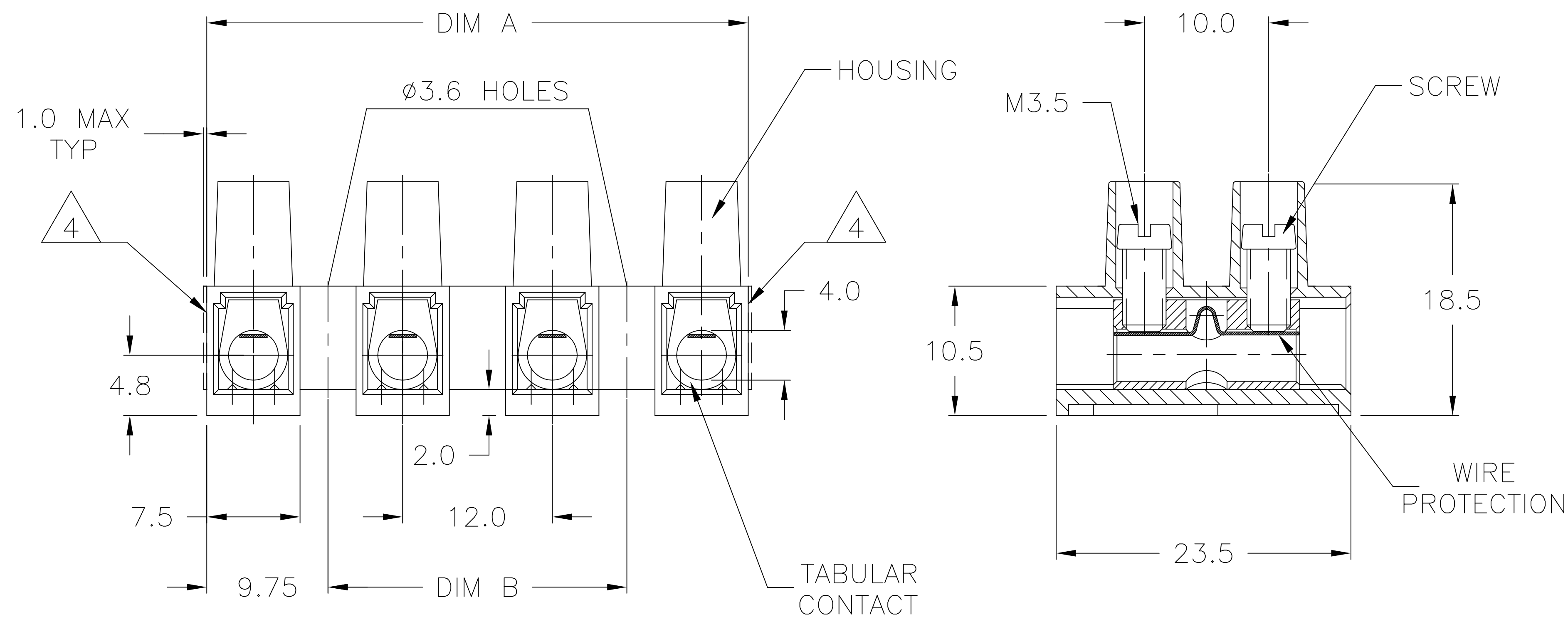


—, —, *

ALL RIGHTS RESERVED.


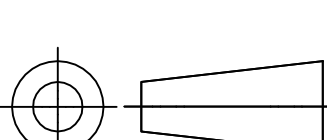
P	LTR	DESCRIPTION	DATE	DWN	APVD
	P1	CUTTING BURR DETAILS ADDED	15NOV2018	RK	PS

5. CUTTING BURR MAX. 1mm ALLOWED.



120.0	139.5	12	TSB100012DS	1-1776302-2
108.0	127.5	11	TSB100011DS	1-1776302-1
96.0	115.5	10	TSB100010DS	1-1776302-0
84.0	103.5	9	TSB100009DS	1776302-9
72.0	91.5	8	TSB100008DS	1776302-8
60.0	79.5	7	TSB100007DS	1776302-7
48.0	67.5	6	TSB100006DS	1776302-6
36.0	55.5	5	TSB100005DS	1776302-5
24.0	43.5	4	TSB100004DS	1776302-4
12.0	31.5	3	TSB100003DS	1776302-3
—	19.5	2	TSB100002DS	1776302-2
—	7.5	1	TSB100001DS	1776302-1
DIM B	DIM A	POSN	T & B PART NUMBER	TE PART NUMBER

1776302-4 AS SHOWN

THIS DRAWING IS A CONTROLLED DOCUMENT.		DWN S SCHLEGEL		3/21/05		 TE Connectivity Ltd.	
DIMENSIONS: mm		CHK C RICHARD		3/21/05			
TOLERANCES UNLESS OTHERWISE SPECIFIED:		APVD C RICHARD		3/21/05		NAME	
		PRODUCT SPEC		12.0 PITCH, W/ WIRE PROTECTOR		—	
0 PLC ± — 1 PLC ± 0.3 2 PLC ± 0.25 3 PLC ± — 4 PLC ± — ANGLES ± 2°		APPLICATION SPEC		—		—	
MATERIAL		FINISH		WEIGHT		—	
SEE NOTES		SEE NOTES		A300779		C-1776302	
CUSTOMER DRAWING				SCALE		SHEET	
				NTS		1 OF 1	
				REV		P1	

Mouser Electronics

Authorized Distributor

Click to View Pricing, Inventory, Delivery & Lifecycle Information:

[TE Connectivity:](#)

[1776302-3](#)