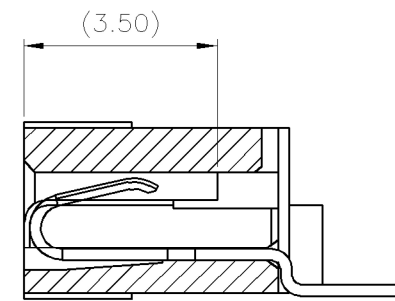
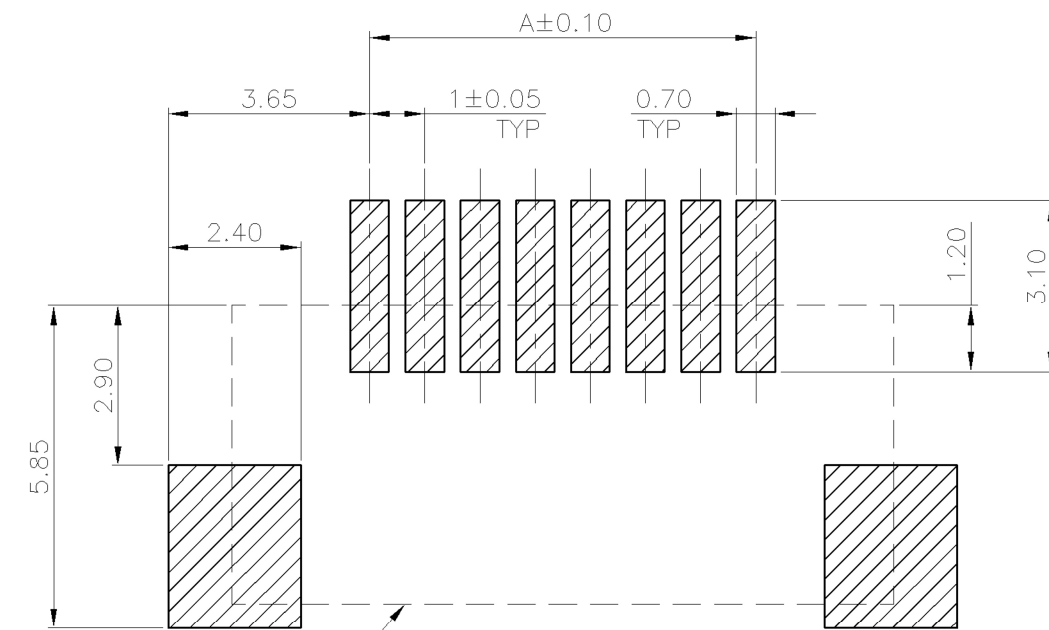
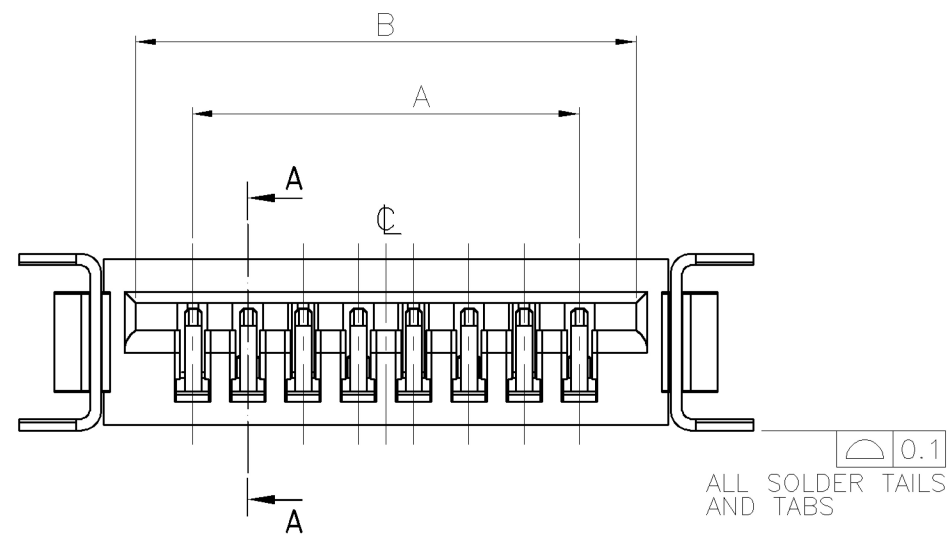


RECOMMENDED FPC LAYOUT
(THICKNESS= 0.3±0.05)



SECTION A-A



CONNECTOR OUTLINE

RECOMMENDED PCB LAYOUT

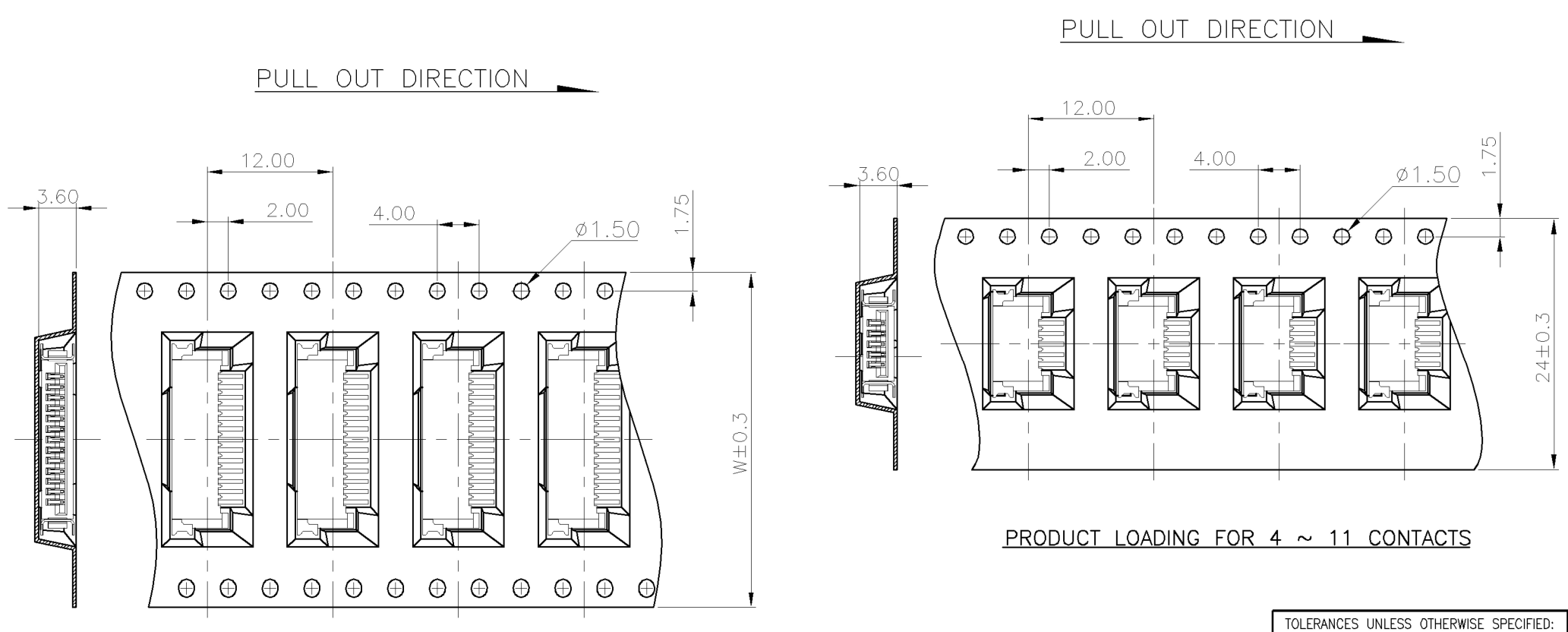
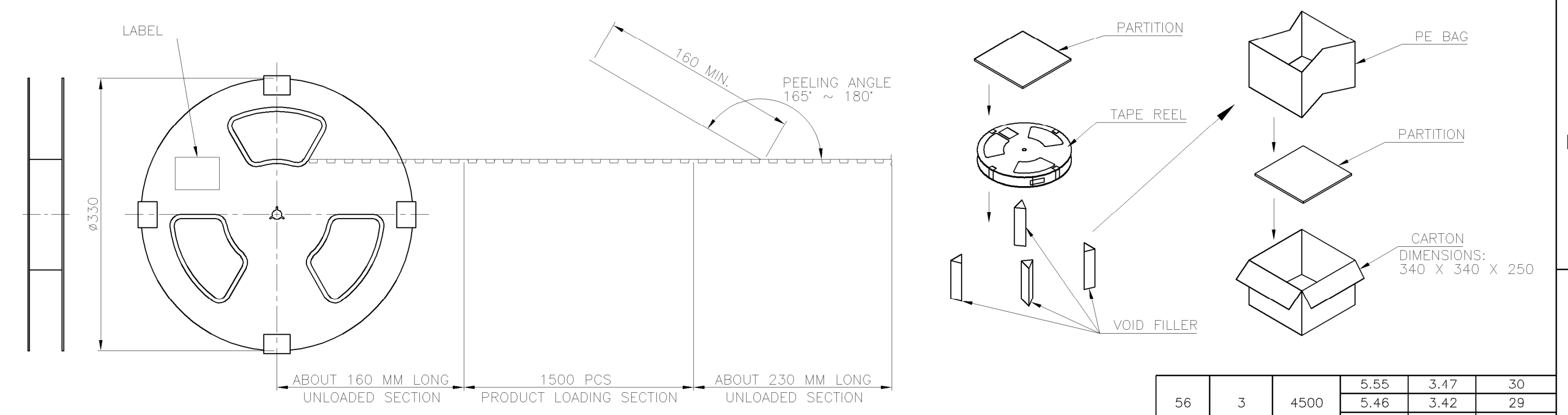
NOTE:

- MATERIAL:
HOUSING: THERMOPLASTIC WITH 33% GF, UL 94V-0, BLACK COLOR.
CONTACTS: PHOSPHOR BRONZE.
TABS: BRASS.
- FINISH:
CONTACTS: 120μ" MIN. MATTE-TIN OVER 50μ" MIN. NICKEL ON ENTIRE CONTACT.
TABS: 120μ" MIN. MATTE-TIN OVER 50μ" MIN. NICKEL.
- REFLOW SOLDER CAPABLE TO 260°C AS PER **TE Connectivity** SPEC. 109-201, CONDITION B.
- NO TYCO LOGO AND DATE CODE ON THE PRODUCT.

0.77g	34.00	31.05	29.00	30	3	1734798-0
0.76g	33.00	30.05	28.00	29	2	1734798-9
0.73g	32.00	29.05	27.00	28	2	1734798-8
0.70g	31.00	28.05	26.00	27	2	1734798-7
0.68g	30.00	27.05	25.00	26	2	1734798-6
0.65g	29.00	26.05	24.00	25	2	1734798-5
0.63g	28.00	25.05	23.00	24	2	1734798-4
0.60g	27.00	24.05	22.00	23	2	1734798-3
0.57g	26.00	23.05	21.00	22	2	1734798-2
0.55g	25.00	22.05	20.00	21	2	1734798-1
0.52g	24.00	21.05	19.00	20	2	1734798-0
0.49g	23.00	20.05	18.00	19	1	1734798-9
0.47g	22.00	19.05	17.00	18	1	1734798-8
0.44g	21.00	18.05	16.00	17	1	1734798-7
0.42g	20.00	17.05	15.00	16	1	1734798-6
0.39g	19.00	16.05	14.00	15	1	1734798-5
0.36g	18.00	15.05	13.00	14	1	1734798-4
0.34g	17.00	14.05	12.00	13	1	1734798-3
0.31g	16.00	13.05	11.00	12	1	1734798-2
0.29g	15.00	12.05	10.00	11	1	1734798-1
0.26g	14.00	11.05	9.00	10	1	1734798-0
0.23g	13.00	10.05	8.00	9		1734798-9
0.21g	12.00	9.05	7.00	8		1734798-8
0.18g	11.00	8.05	6.00	7		1734798-7
0.16g	10.00	7.05	5.00	6		1734798-6
0.13g	9.00	6.05	4.00	5		1734798-5
0.10g	8.00	5.05	3.00	4		1734798-4
WEIGHT	C	B	A	NO. OF CONTACTS	PART NUMBER	

TOLERANCES UNLESS OTHERWISE SPECIFIED: 0 PLC ±- 1 PLC ±0.15 2 PLC ±0.1 3 PLC ±- ANGLES ±-		DWN A. WU 17-NOV-2005	TE Connectivity NAME FPC CONNECTOR, 1.0 PITCH, NON-ZIF, SMT, SIDE ENTRY, BOTTOM CONTACT			
MATERIAL SEE NOTE		CHK S. HOU 17-NOV-2005				
FINISH SEE NOTE		APVD T. KE 17-NOV-2005	PRODUCT SPEC 108-57354			
		APPLICATION SPEC -	LOC DW	SIZE A ₃	DRAWING NO C-1734798	REV C
		WEIGHT SEE TABLE	SCALE --		SHEET 1 OF 2	

C	ACTIVE PARTS	ECR-16-002215	HX WH	08JUL16
LTR	REVISION RECORD	ECO	DWN CHK	DATE



56	3	4500	5.55	3.47	30
			5.46	3.42	29
			5.33	4.38	28
44	4	6000	6.38	4.20	27
			6.26	4.08	26
			6.14	3.90	25
			5.96	3.78	24
			5.84	3.60	23
			5.72	3.42	22
			5.54	3.30	21
			5.42	3.12	20
			5.30	2.94	19
			5.18	2.82	18
32	6	9000	5.00	2.64	17
			4.88	2.52	16
			6.65	3.51	15
			6.47	3.24	14
			6.20	3.06	13
			6.02	2.79	12
			6.52	3.05	11
			6.31	2.73	10
24	7	10500	5.99	2.41	9
			5.78	2.21	8
			5.57	1.89	7
			5.36	1.68	6
			5.17	1.37	5
			4.84	1.05	4
DIM W	REELS/CARTON	QUANTITY (PCS)	G/W (KG)	N/W (KG)	NO. OF CONTACTS

SEE SHEET 1.

ECO

DWN

CHK

DATE

LTR

REVISION RECORD

TOLERANCES UNLESS OTHERWISE SPECIFIED:

0 PLC ±-

1 PLC ±-

2 PLC ±-

3 PLC ±-

ANGLES ±-

MATERIAL

-

FINISH

-

DWN

CHK

DATE

APVD

T. KE

17-NOV-2005

PRODUCT SPEC

APPLICATION SPEC

WEIGHT

A. WU

17-NOV-2005

CHK

S. HOU

17-NOV-2005

NAME

FPC CONNECTOR, 1.0 PITCH, NON-ZIF, SMT, SIDE ENTRY, BOTTOM CONTACT

LOC

DW

SIZE

A₃

DRAWING NO

C-1734798

REV

C

SCALE

--

SHEET

2 OF 2

TE Connectivity

CUSTOMER DRAWING

Mouser Electronics

Authorized Distributor

Click to View Pricing, Inventory, Delivery & Lifecycle Information:

[TE Connectivity:](#)

[1734798-4](#)